



**GROUNDWATER EXTRACTION AND TREATMENT SYSTEM
ANNUAL OPERATIONS REPORT
FOR THE PERIOD
JANUARY 1, 2006 THROUGH DECEMBER 31, 2006**

SAIC Project 01-1633-00-8629-800

Prepared for:

**Harley-Davidson Motor Company Operations, Inc.
York, PA**

March 2007



GROUNDWATER EXTRACTION AND TREATMENT SYSTEM
ANNUAL OPERATIONS REPORT
FOR THE PERIOD
JANUARY 1, 2006, THROUGH DECEMBER 31, 2006

SAIC Project 01-1633-00-8629-800

Prepared for:

Harley-Davidson Motor Company Operations, Inc.
York, PA

By:

Science Applications International Corporation
6310 Allentown Boulevard
Harrisburg, PA 17112
(717) 901-8100

March 2007

Respectfully submitted,

Scott L. McFeaters, P.G.
Project Manager

Stephen M. Snyder, P.G.
Project Director

TABLE OF CONTENTS

<u>ITEMS</u>	<u>Page</u>
LIST OF ACRONYMS	iv
EXECUTIVE SUMMARY	v
1.0 INTRODUCTION.....	1
2.0 GEOLOGY AND HYDROGEOLOGY.....	3
3.0 SITE-WIDE GROUNDWATER MONITORING.....	4
3.1 Groundwater Flow Direction	4
3.2 Site-Wide Groundwater Sampling.....	5
4.0 GROUNDWATER EXTRACTION AND TREATMENT SYSTEM.....	7
4.1 System Description	7
4.2 System Maintenance and Modifications.....	7
4.3 Groundwater Withdrawal and Removal	9
5.0 NPBA GROUNDWATER EXTRACTION SYSTEM	11
5.1 System Operational Conditions	11
5.2 Groundwater Chemistry.....	12
6.0 TCA TANK AREA GROUNDWATER EXTRACTION SYSTEM.....	14
6.1 System Operational Conditions	14
6.2 Groundwater Chemistry.....	15
7.0 WEST PARKING LOT GROUNDWATER EXTRACTION SYSTEM	17
7.1 System Operational Conditions	17
7.2 Groundwater Chemistry.....	18
8.0 SOFTAIL DEWATERING SYSTEM	20
8.1 Toe Drain System	20
8.2 Deep Trench Drain.....	20
8.3 Capture Well (CW-19).....	20
8.4 Lift Station	21
8.5 Groundwater Chemistry.....	21
9.0 SOUTHERN PROPERTY BOUNDARY AREA WELL MONITORING	22
10.0 EASTERN AREA WELL MONITORING.....	23
11.0 OFFSITE GROUNDWATER MONITORING	24
11.1 Quarterly Offsite Groundwater Monitoring.....	24
11.2 Additional Offsite Groundwater Monitoring.....	25

LIST OF FIGURES

Figure 1-1, Site Location Map	Following Text
Figure 1-2, Site Plan	Following Text
Figure 1-3, Groundwater Treatment System Flow Diagram	Following Text
Figure 3-1, Groundwater Table Contours - June 12, 2006	Following Text
Figure 3-2, Groundwater Table Contours - December 7, 2006	Following Text
Figure 3-3, Annual Historical Precipitation Data for York, PA	Following Text
Figure 3-4, Key Well Chemistry Map, Total VOCs	Following Text
Figure 3-5, Key Well Chemistry Map, Trichloroethene (TCE).....	Following Text
Figure 3-6, Key Well Chemistry Map, Tetrachloroethene (PCE)	Following Text
Figure 3-7, Key Well Chemistry Map, Total Chromium (Cr ⁺³ and Cr ⁺⁶ , dissolved phase)	Following Text
Figure 3-8, Key Well Chemistry Map, Hexavalent Chromium (Cr ⁺⁶)	Following Text
Figure 4-1, Packed Tower Aerator Influent Chemistry, Total VOC Concentrations	Following Text
Figure 4-2, Packed Tower Aerator Influent Chemistry for NPDES Discharge Permit Required Compounds	Following Text
Figure 5-1, 2006 Groundwater Withdrawals	Following Text
Figure 5-2, TCE in NPBA Extraction Wells	Following Text
Figure 5-3, Predominant VOC Concentrations, Extraction Well CW-1	Following Text
Figure 5-4, Predominant VOC Concentrations, Extraction Well CW-1A.....	Following Text
Figure 5-5, Predominant VOC Concentrations, Extraction Well CW-2	Following Text
Figure 5-6, Predominant VOC Concentrations, Extraction Well CW-3	Following Text
Figure 5-7, Predominant VOC Concentrations, Extraction Well CW-4	Following Text
Figure 5-8, Predominant VOC Concentrations, Extraction Well CW-5	Following Text
Figure 5-9, Predominant VOC Concentrations, Extraction Well CW-6	Following Text
Figure 5-10, Predominant VOC Concentrations, Extraction Well CW-7	Following Text
Figure 5-11, Predominant VOC Concentrations, Extraction Well CW-7A.....	Following Text
Figure 5-12, TCE in NPBA Key Monitoring Wells	Following Text
Figure 6-1, TCA in TCA Tank Area Extraction Wells.....	Following Text
Figure 6-2, TCA in TCA Tank Area Monitoring Wells	Following Text
Figure 6-3, TCE in TCA Tank Area Extraction Wells	Following Text
Figure 6-4, Predominant VOC Concentrations, Extraction Well CW-8	Following Text
Figure 6-5, TCE in TCA Area Monitoring Wells.....	Following Text
Figure 7-1, TCE in WPL Extraction Wells.....	Following Text
Figure 7-2, Predominant VOC Concentrations, Extraction Well CW-9	Following Text
Figure 7-3, Predominant VOC Concentrations, Extraction Well CW-13	Following Text
Figure 7-4, Predominant VOC Concentrations, Extraction Well CW-15A.....	Following Text
Figure 7-5, Predominant VOC Concentrations, Extraction Wells CW-14 and CW-17	Following Text
Figure 7-6, TCE in Northern WPL Monitoring Wells.....	Following Text
Figure 7-7, TCE in Northern WPL Monitoring Wells.....	Following Text
Figure 7-8, TCE in Southern WPL Monitoring Wells.....	Following Text
Figure 7-9, PCE in Southern WPL Monitoring Wells.....	Following Text
Figure 9-1, TCE in SPBA Monitoring Wells.....	Following Text
Figure 10-1, PCE in Eastern Area Monitoring Wells	Following Text
Figure 10-2, TCE in Eastern Area Monitoring Wells.....	Following Text
Figure 11-1, TCE in Off-Site Wells.....	Following Text

LIST OF TABLES

Table 3-1, Monthly Precipitation Comparison	Following Text
Table 3-2, Annual Historical Precipitation Totals	Following Text
Table 4-1, VOCs Removed from Collected Groundwater.....	Following Text
Table 5-1, Record of Groundwater Withdrawals.....	Following Text
Table 5-2, Groundwater Extraction Well Pumping Elevations	Following Text
Table 5-3, Comparison of Individual VOC vs. Total VOC Concentrations, NPBA.....	Following Text
Table 6-1, Comparison of Individual VOC vs. Total VOC Concentrations, TCA Tank Area	Following Text
Table 7-1, Comparison of Individual VOC vs. Total VOC Concentrations, West Parking Lot	Following Text

LIST OF APPENDICES

Appendix A Data Tables	
Table A-1, Site-Wide Groundwater Levels and Elevation Data.....	Following Text
Table A-2, Groundwater Quality Analyses Key Well Sampling (June 2006) Volatile Organic Compound Concentrations.....	Following Text
Table A-3, Groundwater Quality Analyses 2006 Extraction Well Sampling Summary.....	Following Text
Table A-4, Water Quality Analyses, Packed Tower Aerator Samples (January 1, 2006 – December 31, 2006).....	Following Text
Table A-5, Groundwater Quality Analyses, Off-Site Samples (January 1, 2006 – December 31, 2006).....	Following Text
Appendix B, 2006 Access [®] Database Summary	Following Text
Appendix C, 2006 Operation and Maintenance Data Summary.....	Following Text
Appendix D, Historical Groundwater Sampling Data Summary.....	Following Text

LIST OF ACRONYMS

cfm	- cubic feet per minute
cis-1,2-DCE	- cis-1,2-Dichloroethene
DCE	- 1,1-Dichloroethene
EPA	- United States Environmental Protection Agency
EPBA	- Eastern Property Boundary Area
GAC	- granular-activated carbon
gpd	- gallons per day
gpm	- gallons per minute
GWTS	- groundwater extraction and treatment system
Harley-Davidson	- Harley-Davidson Motor Company Operations, Inc.
IWTP	- Industrial Wastewater Treatment Plant
lbs/day	- pounds per day
MCL	- maximum contaminant level
mg/L	- milligrams per liter
NB4	- North Building 4
NPBA	- Northeast Property Boundary Area
NPDES	- National Pollutant Discharge Elimination System
PADEP	- Pennsylvania Department of Environmental Protection
PCE	- Tetrachloroethene
PTA	- Packed Tower Aerator
RI	- remedial investigation
SAIC	- Science Applications International Corporation
SPBA	- Southeast Property Boundary Area
SRBC	- Susquehanna River Basin Commission
TCA	- 1,1,1-Trichloroethane
TCE	- Trichloroethene
TFO	- Thermal Fume Oxidizer
µg/L	- micrograms per liter
VOCs	- volatile organic compounds
WPL	- West Parking Lot

EXECUTIVE SUMMARY

The groundwater extraction and treatment system (GWTS) located at Harley-Davidson Motor Company Operations, Inc. (Harley-Davidson) in York, Pennsylvania has been in operation since November 1990. The system operated with few interruptions during the report period of January 1, 2006, through December 31, 2006. The GWTS, including a soil vapor extraction system, is designed to accomplish the following:

1. Prevent offsite groundwater migration in the Northeast Property Boundary Area (NPBA);
2. Remove volatile organic compound (VOC)-impacted groundwater in the 1,1,1-Trichloroethane (TCA) Tank Area near Building 2;
3. Prevent offsite migration of groundwater in the West Parking Lot (WPL) Area;
4. Remove VOC-impacted groundwater at the former degreaser location in the North Building 4 (NB4) Area;
5. Collect groundwater from the Building 3 Softail Dewatering Area's groundwater interceptor trench system east of the Softail plant, which prevents VOC-impacted groundwater from discharging to the surface or into the building;
6. Remove contaminated soil vapors from the NB4 Area.

The extraction system consists of 15 active extraction wells; nine in the NPBA, one in the TCA Tank Area, four in the WPL/NB4 Area, and the Softail Dewatering Area's interceptor trench system including well CW-19. Several significant maintenance-related modifications or repairs were conducted during the 2006 report period. These included repairs to the Packed Tower Aerator (PTA) transfer pump, a communications system upgrade (including a new control panel for well CW-8), installation of new modulating flow control valves for the NPBA extraction wells, and replacement of granular carbon in the off-gas treatment system. An overall reliability assessment has been completed for the entire GWTS, with additional upgrades and repairs planned for 2007.

The permanent groundwater interceptor trench system at the Softail facility was operated for the entire reporting period. This collection system consists of a shallow interceptor trench (or toe drain), a deep interceptor trench and drain, and a capture well (CW-19). This system drains by gravity (except CW-19) to a pumping station, which has automated controls.

Science Applications International Corporation (SAIC) estimates that during the time period of January through December 2006, approximately 1,295 pounds of VOCs were removed by the groundwater treatment system. The total amount of groundwater extracted during this 12-month reporting period was approximately 125 million gallons. Since initiation of the program, over 32,100 pounds of VOCs have been removed.

Groundwater elevation data collected in June and December 2006 indicate that operation of groundwater extraction wells at the NPBA and the WPL results in areas of groundwater table depression. These depressions (or troughs) act as capture lines for groundwater and they prevent offsite migration of VOC-impacted groundwater.

Extraction well CW-8 creates an area of groundwater depression in the TCA Tank Area. The pumping of this well prevents migration of VOCs from this interior plant area. Additionally,

extraction well CW-15A (located at the northwestern corner of Building 4) has historically created a cone of depression in the area of a former degreaser capturing localized VOC-impacted groundwater. With the exception of the December data for CW-8 (CW-8 was off due to system upgrades in December), groundwater elevation data collected in 2006 confirms that the groundwater level in these two pumping wells is at least 4 to 5 feet lower than in the surrounding monitoring wells, demonstrating good capture of these localized areas.

The combined influent total VOC concentrations in captured groundwater averaged 1,248 micrograms per liter ($\mu\text{g/L}$) during 2006. Trichloroethene (TCE), TCA, cis-1,2-dichloroethene (cis-1,2-DCE), and tetrachloroethene (PCE) are the predominant VOCs comprising the PTA influent chemistry. The PTA effluent is sampled and reported on a monthly basis, as required by the National Pollutant Discharge Elimination System (NPDES) permit. The treatment system effluent has maintained non-detectable concentrations of target VOCs during this reporting period.

During 2006, the extraction wells, offsite monitoring locations, and key monitoring wells were sampled for priority pollutant VOCs. Site-wide water levels measured in June and December 2006 showed little variation in the site groundwater table. Although water levels measured in December were generally 1 to 3 feet higher compared to June. The difference in groundwater levels on these dates appears to be a result of the natural groundwater recharge cycle.

Historically, VOC concentrations in the NPBA extraction wells show a generally decreasing trend since November 1990. Concentrations in the NPBA monitoring wells have fluctuated during this same time period. For 2006, analytical data continued to support these trends, with four collection wells (CW-1, CW-1A, CW-3, and CW-4) indicating their lowest total VOC concentration to date.

The VOC concentrations in the TCA Tank Area extraction well (CW-8) have exhibited a decreasing concentration trend since June 1996, with total VOC concentrations stabilizing in the 600 to 700 $\mu\text{g/L}$ range since 2001. Concentrations in the TCA Tank Area monitoring wells have fluctuated, but show a generally decreasing trend during this same time period. In 2006, VOC detections in the TCA Tank Area continued to decrease with the CW-8 total VOC concentration averaging 554 $\mu\text{g/L}$ while the monitoring well concentrations continued to fluctuate.

VOC concentrations have generally decreased at the WPL extraction wells since May 1994. During this time, most of the WPL monitoring wells have exhibited a relatively flat or gradual decreasing concentration trend for the most prevalent VOC in this area (TCE). In 2006, similar trends are evident for all collection and monitoring wells except MW-50D and MW-75D. These two monitoring locations have displayed increasing total VOC concentration trends during the past several years.

During 2006, a subset of 23 key monitoring wells was sampled for selected metals (hexavalent chromium, total chromium [includes trivalent and hexavalent forms], nickel, lead, and zinc) in the dissolved state. The only metal detected at a concentration above the Environmental Protection Agency (EPA) maximum contaminant level (MCL) was total chromium. Groundwater samples from two wells located west of the northern half of Building 4 (MW-47

and MW-51S) contained total chromium concentrations above the MCL of 0.1 milligrams per liter (mg/L). Concentrations of hexavalent chromium (in the dissolved state) were reported for three WPL wells (MW-7, MW-47, and MW-51S) at concentrations between 0.076 mg/L and 3.6 mg/L. However, the EPA has not established a specific MCL for only the hexavalent form of chromium in drinking water.

Offsite sampling of three local water supplies (one well and two springs) is routinely conducted proximal to the northern edge of the property. Laboratory analysis of these samples detected no chemicals of concern common to Harley-Davidson groundwater.

1.0 INTRODUCTION

The purpose of this report is to summarize the operating record for the Harley-Davidson Motor Company Operations, Inc. (Harley-Davidson) groundwater extraction and treatment system (GWTS), and to present groundwater quality data and groundwater level data monitored at the site. The Harley-Davidson facility is located in Springettsbury Township, York, Pennsylvania, as shown on Figure 1-1. This report covers a 12-month period extending from January 1 through December 31, 2006.

The groundwater extraction portion of the system consists of 14 extraction wells (CW-1, CW-1A, CW-2 through CW-7, CW-7A, CW-8, CW-9, CW-13, CW-15A, and CW-17) operating in three separate areas designated as the Northeast Property Boundary Area (NPBA), the West Parking Lot (WPL) Area (including the North Building 4 [NB4] Area), and the 1,1,1-Trichloroethane (TCA) Tank Area. Groundwater is also extracted from a subsurface gravity drainage system located along the up-gradient (eastern) perimeter of Harley-Davidson's Softail facility (Building 3). This collection system, known as the Softail Dewatering System, was implemented in 2002 and consists of approximately 800 feet of deep interceptor trench and approximately 600 feet of shallow interceptor trench (toe drain). The locations of these collection systems are shown on Figure 1-2.

All extracted groundwater is piped to a central treatment system, located in the groundwater treatment building (Building 41), for processing through a Packed Tower Aerator (PTA) system prior to discharge to an unnamed tributary of the Codorus Creek, designated as Outfall No. 003 (Figure 1-1). Figure 1-3 presents a schematic flow diagram for this system. Prior to May 1994, PTA off-gases were treated by a granular-activated carbon (GAC) filter system for removal of volatile organic compounds (VOCs) before being discharged to the atmosphere. In May 1994, a thermal fume oxidizer (TFO) was installed and brought on-line to thermally destroy VOCs prior to atmospheric discharge. The economics of utilizing the TFO versus using GAC are regularly evaluated and the most cost effective treatment method is used with the other system serving as a backup. For calendar year 2006, the GAC served as the primary treatment method, operating 83 percent of the available time.

The groundwater extraction and PTA treatment system was designed and installed pursuant to an order from the Pennsylvania Department of Environmental Protection (PADEP), dated September 11, 1990. In November 1990, ten extraction wells in the NPBA and TCA Tank Areas were brought on-line, while ongoing studies were performed in the WPL. The WPL Area groundwater extraction system was brought on-line in May 1994. In conjunction with the WPL system start-up, PTA off-gases were redirected from the GAC filter to the TFO. Finally, the Softail Dewatering System was brought on-line in January 2004.

On December 2, 1993, the National Pollutant Discharge Elimination System (NPDES) permit No. PA0085677 was issued for the system. The most current permit renewal was issued by the PADEP on February 1, 2006. The renewed permit contains interim and final discharge limits based on relocating the treated groundwater discharge from Johnson Run, a tributary of Codorus Creek, to the Codorus Creek. The new discharge location will be active sometime in 2007.

The data presented in this annual report were collected by Science Applications International Corporation (SAIC) under contract to Harley-Davidson, and are summarized in the following chapter format:

- Chapter 2.0, *Geology and Hydrogeology*, briefly summarizes the hydrogeologic conditions of the site.
- Chapter 3.0, *Site-Wide Groundwater Monitoring*, summarizes groundwater levels and quality.
- Chapter 4.0, *Groundwater Extraction and Treatment System*, describes the design capacity of the system and presents the record of influent and effluent water quality. The VOC loading to the PTA and GAC/TFO unit also is presented.
- Chapter 5.0, *NPBA Groundwater Extraction System*, summarizes water levels and VOC concentrations for each extraction well in the NPBA. System performance is evaluated based upon observed trends in the data.
- Chapter 6.0, *TCA Tank Area Groundwater Extraction System*, describes operation and performance of extraction well CW-8 located in this area. Water levels and VOC concentration data are used to evaluate system performance.
- Chapter 7.0, *West Parking Lot Groundwater Extraction System*, describes the operation of extraction wells in this area. System performance, water level data, and VOC trends are presented.
- Chapter 8.0, *Softail Dewatering System*, describes the operation of the groundwater collection system in this area.
- Chapter 9.0, *Southern Property Boundary Area Well Monitoring*, describes the groundwater quality in this area where no groundwater extraction is currently occurring.
- Chapter 10.0, *Eastern Area Well Monitoring*, discusses the groundwater quality monitored in this area, which is up-gradient of the treatment plant.
- Chapter 11.0, *Offsite Groundwater Monitoring*, presents the record of groundwater quality data for offsite locations. System effectiveness at preventing offsite migration is evaluated based upon these data.

2.0 GEOLOGY AND HYDROGEOLOGY

Two geologic rock formations underlie the site. Solution-prone, gray limestone underlies the flat lowland (western) portion of the site, and quartzitic sandstone underlying the more steeply sloping hills or upland area is present on the eastern part of the site. Groundwater beneath the site generally flows from the upland area at the eastern part of the site westward toward Codorus Creek. A detailed discussion of the geology and hydrogeology is included in SAIC's February 1995 report titled, "Groundwater Extraction and Treatment System Annual Operations Report".

3.0 SITE-WIDE GROUNDWATER MONITORING

The groundwater monitoring program at the Harley-Davidson site for this year consisted of:

- Measuring depth to water in all available monitoring and observation wells twice during the year; and,
- Sampling and chemical analysis of water from selected wells in June 2006.

3.1 Groundwater Flow Direction

The depth to water was measured in site-wide groundwater wells two times during the reporting period (June 12, and December 7, 2006). These measurements were taken from approximately 116 points during both the June and December groundwater level monitoring events. The depth to water data for these events were converted to groundwater surface elevations and are presented in Table A-1.

Figures 3-1 and 3-2 present the interpreted shallow groundwater table surface from water levels measured on June 12, and December 7, 2006. It should be noted that groundwater contours presented on these maps were generated using only water levels collected from wells screened in the shallow portion of the aquifer. The general configuration of the water table in the eastern half of the site indicates a gradient toward the west-southwest. The water table gradient beneath the eastern portion of the site, which is underlain by sandstone, is relatively steep. The water table gradient in the western half of the site is generally westward, toward the Codorus Creek. The water table gradient beneath the western portion of the site, which is underlain by limestone bedrock, is relatively flat.

Figures 3-1 and 3-2 display general areas of groundwater depression as depicted by enclosed circles around active collection (pumping) wells at the site. Groundwater capture areas have also been approximated on Figures 3-1 and 3-2 using green lines. The capture zone boundaries represent a groundwater divide that is created by active pumping of collection wells. Groundwater on the inside of the capture zone boundary (i.e., toward the collection well) will flow toward the collection well while water on the outside of the capture zone boundary will flow in the direction of the natural gradient. It should be noted that five NPBA wells (CW-1A, CW-2, CW-3, CW-7, and CW-7A) did not pump groundwater on the day of the December water level measurement event due to the installation of modulating flow control valves.

The capture areas indicated on Figures 3-1 and 3-2 were estimated by SAIC using pre-existing knowledge obtained from groundwater pumping tests performed during the initial design phase of the groundwater collection systems, along with site-specific data including an evaluation of groundwater flow paths and a review of measured hydraulic gradients. The western extent of the capture zone for the WPL wells that is shown on Figures 3-1 and 3-2 is based on limited information, due to the proximity of the property line and no observation points on adjacent properties.

The June and December 2006 groundwater table contours are generally similar. In normal precipitation years, June water levels would be receding from the end of the groundwater

recharge season, which ends when trees leaf out in May. December water levels are generally rising in response to the beginning of the recharge season, starting when trees drop their leaves in October/November. Amount and timing of precipitation events result in the variations that are noted from year to year. A brief summary of seasonal water level fluctuations is presented below by bedrock aquifer type:

- The water levels in the eastern portion of the site that is underlain by sandstone were approximately 1 to 3 feet higher in December 2006 compared to June 2006. This determination was made using data for wells in areas that are not affected by the NPBA extraction wells. The difference in groundwater levels is consistent with the water level trends that are expected based on the natural recharge cycle. Calendar year 2006 was a slightly drier than normal year (refer to Table 3-1, Table 3-2 and Figure 3-3).
- Water levels in the limestone aquifer were generally 1 to 3 feet higher in December 2006 compared to June 2006. The one area of difference in groundwater elevation between June and December is in the vicinity of well CW-8. Due to maintenance purposes, well CW-8 had not been active for approximately two months prior to the December water level event. Therefore, the area of groundwater drawdown noted in June around CW-8 is not present on the December contour map.

3.2 Site-Wide Groundwater Sampling

Groundwater chemistry at the Harley-Davidson facility is currently monitored by sampling a select group of monitoring wells, called “Key Wells” and active groundwater extraction wells. Groundwater sampling and analysis was conducted during June.

The Key Well program was initiated in 1992. Selected characterization wells were designated as “key wells” based upon location and spatial distribution in order to provide representative groundwater quality data across the site. The key wells have historically been sampled annually to maintain a baseline of groundwater quality and to monitor changes in groundwater chemistry over time. Each year, the list of wells to be sampled is reviewed, and changes are made to cover new areas of concern, wells abandoned for various reasons, or to achieve a better representation of the groundwater quality beneath the site.

Groundwater from 47 key wells was sampled for VOCs in June 2006. A total of 23 of the 47 wells were analyzed for selected dissolved metals and a subset of six wells was analyzed for total and available cyanide. Additionally, 15 active groundwater extraction points were sampled in June and December 2006. The locations of the key wells (red) and the extraction wells (green) are depicted on Figure 1-2.

General groundwater quality trends based on current and past analytical results are discussed in subsequent chapters of this report. A summary of the analytical results from the June 2006 key well sampling is presented on Table A-2. The groundwater extraction well analytical results are displayed on Table A-3. Graduated symbol posting maps for the total VOCs, Trichloroethene (TCE), Tetrachloroethene (PCE), total (dissolved) chromium, and hexavalent chromium concentrations detected in the key wells in June 2006 have also been included as Figures 3-4

through 3-8. These posting maps were previously included in the report titled “2006 Key Well Sampling Report”, finalized by SAIC in September 2006.

4.0 GROUNDWATER EXTRACTION AND TREATMENT SYSTEM

The GWTS serves to remediate groundwater containing dissolved VOCs that is recovered from five main areas of the site: NPBA, TCA Tank, NB4, WPL, and the Softail dewatering system.

4.1 System Description

Extraction wells within the NPBA, TCA Tank Area, NB4, and the WPL groundwater extraction areas remove groundwater by means of electric submersible pumps. A lift station pump removes water from a series of collection trenches in the vicinity of the Softail plant. The pumping water level within each extraction well is maintained by liquid level probes and control circuitry between the "on" and "off" probes, thus producing an area of drawdown and groundwater capture. The extracted groundwater is conveyed via underground piping to the treatment system where the dissolved VOCs are removed from the groundwater.

The groundwater treatment system is housed in a 30-foot by 40-foot block building attached to the west wall of the industrial wastewater treatment plant (IWTP). The process flow diagram for the system is presented in Figure 1-3. The treatment system consists of a 2,600-gallon equalization tank; a 5-foot diameter by 47-foot high PTA capable of treating 400 gallons per minute (gpm) of water; and a 10,000-pound vapor-phase GAC unit for PTA off-gas treatment. A TFO/incinerator is also present as backup to the GAC unit.

Extracted groundwater is pumped from the equalization tank at a maximum flow rate of 400 gpm to the top of the PTA. The water is then distributed evenly over the top of the polypropylene packing and flows down through the 36-foot packed section of the PTA. A 4,000 cubic foot per minute (cfm) centrifugal blower draws air through the PTA column. The VOCs are effectively "stripped" from the water and then either adsorbed to the GAC or destroyed by thermal oxidation as the off-gas passes through the TFO. The treated groundwater flows by gravity from the PTA sump to a storm water outlet (Outfall No. 3) and is discharged to an unnamed tributary of the Codorus Creek.

The groundwater treatment system is equipped with a PC-based RSView (formerly Site Boss[®]) monitoring system. Remote computer terminals are located in both Harley-Davidson and SAIC offices where extraction well pumping rates and treatment processes can be monitored. System and extraction well pumping rates are adjusted at the site. System data, recorded in an Access[®] database (via RSView/Site Boss[®] monitoring system) during 2006, is included in Appendix B.

4.2 System Maintenance and Modifications

Twice a month system inspections are performed on the groundwater treatment system at the Harley-Davidson facility. The purpose of these inspections is to ensure that the system is operating effectively. A summary of operation and maintenance data recorded during these visits is included in Appendix C. Items checked during each visit include the following:

- Check for system alarms
- Inspect control panels
- Check water conveyance line pressures

- Check pressure differential across the stripping tower
- Check piping and pumps for leaks
- Clean y-strainers, as necessary
- Check and record amperage draws on all motors (quarterly)
- Record flow rates on recovery wells and transfer pump
- Inspect TFO components

Several significant maintenance-related modifications or repairs were identified and addressed during the report period. A brief summary of each is presented below:

- In February 2006, a new utility vault was installed to replace electrical pull box 3 (part of the NPBA system). This task addressed surface water that was entering electrical conduits and draining to the treatment plant.
- Two new system interrupt switches were installed and activated in the groundwater treatment plant. These switches were installed for safety purposes to allow an operator to rapidly shut down the system in case of an emergency.
- In May, a new PTA transfer pump was installed to replace the existing pump, which had a leaking seal.
- In July, elevated pressure readings were noted in the gravity feed discharge line between the NPBA control shed and the groundwater treatment plant. Water flushing and vacuuming services were employed to remove a buildup of sediment in this line.
- In an effort to improve the groundwater treatment system communications, a new computer, new monitoring software package (RSView), and Ethernet processors were brought on-line in September.
- New magnetic flow meters were installed for the nine NPBA extraction wells during the fall of 2006. The meters were brought on-line in October.
- As part of a reliability study completed in 2003, it was recommended that modulating flow control valves be installed at the NPBA. Installation of the recommended valves resulted in the NPBA wells being off-line between October 28 and November 28.
- As part of the previously mentioned groundwater treatment system communications upgrade, a new electrical control panel was installed for well CW-8. Installation of the new panel resulted in well CW-8 being off-line between September 26 and December 24.
- The GAC was removed and replaced in February, May, and September 2006.
- The packed tower is maintained by acid-washing the packing material approximately every 2 to 3 months.

An overall reliability assessment was conducted for the entire GWTS in 2003. That assessment identified and prioritized upgrades/repairs which continued to occur in 2006.

4.3 Groundwater Withdrawal and Removal

Table 4-1 presents recorded groundwater withdrawal and total VOC removal that has been realized through operation of the GWTS. A system-wide total of approximately 32,100 pounds of VOCs have been removed since the groundwater treatment system began operation in November 1990. On average, prior to start-up of the WPL system in May 1994, approximately 131 gpm of groundwater and 1.2 pounds per day (lbs/day) of total VOCs were being extracted by the system. Since the WPL system became operational, the average groundwater pumping rate from 1995 through December 2006 was approximately 269 gpm with 6.2 lbs/day of total VOCs being removed.

The total amount of groundwater extracted during the period from January 1, through December 31, 2006 was approximately 125 million gallons (an average of 343,000 gallons per day [gpd]; 238 gpm). This extraction rate is approximately 7 percent lower than the previous year (2005) when the average values were approximately 368,000 gpd and 256 gpm. This decrease is attributable to the downtime noted for wells CW-8 and the NPBA system, as described in section 4.2.

Quarterly PTA influent analyses (shown in Table A-4), along with the measured extraction volumes are used to calculate the mass of VOCs removed from site groundwater during the reporting period (see Figure 4-1). Using this data, the total estimated mass of VOCs removed from January through December 2006 was 1,295 pounds (108 pounds per month). This mass removal rate is approximately 16 percent less than the value calculated during the previous reporting period (129 pounds per month). This decrease in mass removal rate can be attributed to an overall lower average influent concentration determined for 2006 (1,248 micrograms per liter [$\mu\text{g/L}$]) compared to 2005 (1,391 $\mu\text{g/L}$), and to the lower volume of groundwater removed. Estimated pounds per day of total VOCs extracted by the groundwater treatment system for the last five calendar years are shown below:

- 2006 – 3.6 pounds/day
- 2005 – 4.2 pounds/day
- 2004 – 4.9 pounds/day
- 2003 – 4.4 pounds/day
- 2002 – 3.9 pounds/day

From the time that groundwater remediation began in November 1990, until start-up of the WPL extraction system in May 1994, the PTA influent concentrations averaged approximately 750 $\mu\text{g/L}$ of total VOCs. Following start-up of the WPL system, the average total VOC concentration spiked to greater than 10,000 $\mu\text{g/L}$, and then asymptotically decreased to a base level. The average total VOC concentration detected in the PTA influent samples during the 2006 report period was approximately 1,248 $\mu\text{g/L}$. The trend in PTA influent total VOC chemistry is illustrated on Figure 4-1. Figure 4-2 shows PTA influent chemistry trends since the start of pumping for PCE, TCA, TCE, and 1,1-Dichloroethene (DCE).

The PTA effluent is sampled and reported on a monthly basis, as required by the NPDES permit. Analytical testing results for the reporting period are presented in Table A-4. The treatment system effluent has maintained non-detectable concentrations of target VOCs during this reporting period.

On an annual basis, Harley-Davidson submits data to the Susquehanna River Basin Commission (SRBC) regarding groundwater usage associated with the groundwater treatment system. Information provided to the SRBC includes weekly groundwater withdrawal totals (i.e., groundwater volumes extracted) from all collection wells and the overall system influent groundwater quality. The most recent submittal to the SRBC occurred in January 2007.

5.0 NPBA GROUNDWATER EXTRACTION SYSTEM

Groundwater extraction at the NPBA commenced in November 1990. Nine groundwater extraction wells (CW-1, CW-1A, CW-2, CW-3, CW-4, CW-5, CW-6, CW-7, and CW-7A) pump to the NPBA control building where individual pumping rates are controlled and measured. The groundwater from each well is combined to a common 3-inch diameter pipe, which transmits the water a distance of approximately 2,300 feet to the groundwater treatment system.

5.1 System Operational Conditions

The majority of the NPBA extraction wells operated continuously for 11 of the 12 months during the report period. The exception was during the time period from October 28 to November 28 when new modulating flow valves were being installed (refer to section 4.2). On occasion, periods of interrupted pumping occurred and were related to various repairs and maintenance of the system.

Table 5-1 presents a record of monthly groundwater withdrawals for each extraction well for this reporting period. During 2006, the NPBA extraction system removed approximately 6.0 million gallons of groundwater at an average rate of approximately 498,000 gallons per month, or 11.4 gpm. This volume is slightly less than the withdrawal from the NPBA reported for 2005 (11.7 gpm). Figure 5-1 presents a graphical comparison of the annual total volumes of groundwater pumped from the NPBA with respect to the other onsite systems. Overall, the NPBA pumped approximately 4.8 percent of the total volume of groundwater withdrawn at the site.

Measured groundwater levels for the current report period are presented in Table A-1. The groundwater contour maps (Figures 3-1 and 3-2) show the effect the groundwater extraction system imposed on the water table at the NPBA on June 12, and December 7, 2006. Additionally, Table 5-2 summarizes measurements of water levels for extraction wells in the NPBA during 2006. This table also includes design "pump on" and "pump off" water level elevations. The NPBA wells require frequent flow adjustments to maintain a balanced number of pump cycles, which is controlled by the pumping rate of each well. When a flow rate is too low for current conditions, it results in water levels above the "pump on" elevation, and a high level alarm.

In 2006, Harley-Davidson measured water levels in the groundwater extraction wells on ten occasions to help determine if proper groundwater drawdown was being maintained. A review of Table 5-2 indicates that in general, the NPBA wells maintained the proper levels from late spring (May) through November (excluding the one month period the pumps were off-line). During the groundwater recharge season (December through April), the groundwater levels at CW-4 and CW-6 were consistently above the designed range. The installation of modulating flow control valves on all NPBA collection wells should help to reduce the recurring high groundwater level conditions. The groundwater contours on Figures 3-1 and 3-2 do indicate that areas of groundwater depression are present along the northeast property boundary, which confirms that groundwater capture was occurring in June and December. It should be noted that at the time of the December 7 water level measurement event, five of the NPBA collection wells

(CW-1A, CW-2, CW-3, CW-7, and CW-7A) were not pumping groundwater due to the need to fine tune operation of the newly installed modulating flow control valves.

It should be noted that during the May annual pump cleaning event at the NPBA, the proper in-well position for each well probe was confirmed.

Maintenance

SAIC replaced several groundwater extraction well pumps and acid cleaned the underground conveyance piping during the report period. Check valves, y-strainers, and other components of the groundwater extraction system are maintained on a twice per month schedule. The current maintenance program has been sufficient to keep the system operational. A brief summary of several maintenance issues addressed in 2006 is presented below:

- A new pump end was installed at CW-1 in February and December 2006.
- New pump ends were installed at CW-2 in February and July 2006. Additionally, a new pump motor was installed in October 2006.
- The pump end was replaced at CW-3 in April, July, October, and December 2006.
- The pump end was replaced at CW-4 in October 2006.
- A new pump end was installed at CW-6 in August and December 2006.
- A new pump motor was installed on CW-7 in February 2006.
- The underground groundwater conveyance lines were acid washed in May 2006.

5.2 Groundwater Chemistry

Two onsite monitoring wells (MW-10 and MW-12) and nine extraction wells (CW-1 through CW-7, CW-1A, and CW-7A) were sampled at the NPBA during the report period to evaluate the effectiveness of the NPBA groundwater remediation system. Additionally, one offsite monitoring well (RW-2) was sampled. RW-2 is located on a residential property that has been confirmed as being supplied with public water since at least 1986. During the June 2006 sampling event, this well was observed to have no pump or associated plumbing, which confirmed its status as simply a monitoring well. The results of laboratory analyses performed on all NPBA monitoring and collection wells are summarized on Tables A-2 and A-3, respectively. Historical chemistry results are included for each monitoring well in Appendix D.

The dominant VOCs found in groundwater beneath the NPBA are TCE and PCE (refer to Table 5-3). Concentrations of TCE in the NPBA extraction wells are shown collectively on Figure 5-2. Concentrations of TCE in these wells have not changed significantly from the 2005 to 2006 routine sampling events. The highest concentration of TCE reported for sampling performed at the NPBA in 2006 was in extraction well CW-7A (340 µg/L). Since start-up of the NPBA extraction system, a gradual decreasing TCE concentration trend is observed for each NPBA extraction well.

Historical concentration trends of TCE and other dominant VOCs (PCE, TCA, and cis-1,2-Dichloroethene [cis-1,2-DCE]) are illustrated for each of the NPBA extraction wells on Figures 5-3 through 5-11. TCE is the primary contaminant in each of the NPBA wells except for CW-6 (PCE). A review of Figures 5-3 through 5-11 indicates that since pumping began, a

decreasing concentration trend exists for TCE at most wells except CW-1. The CW-1 TCE concentration exhibits a fluctuating concentration trend.

With a few exceptions, PCE has historically been found near or below the analytical reporting limit in samples from the NPBA extraction wells. The most noted exception is CW-6, where the concentrations of PCE historically and currently exceed TCE concentrations. Recent PCE concentrations detected at CW-5 (from June 2004 through June 2005) have also exceeded TCE concentrations at this location. In 2006, TCE was the dominant VOC at CW-5 during the June sampling; however, PCE was once again dominant during the December 2006 sampling event.

TCE is the primary VOC detected in the two NPBA monitoring wells sampled in June 2006. Concentrations of TCE in the two NPBA key monitoring wells (MW-10 and MW-12) are shown on Figure 5-12. Gradual decreasing concentration trends are noted for TCE at the MW-10 and MW-12 sampling locations since the early 1990s. The concentration of TCE in these two wells has remained below 309 µg/L over the last four years.

No VOCs were detected above practical quantitation limits during sampling performed in 2006 for offsite key monitoring well RW-2. Historically, the low or absent concentrations of VOCs at this offsite monitoring location continue to demonstrate effective capture of groundwater by the NPBA collection wells. Historical TCE concentrations are graphed for RW-2 on Figure 5-12. Sampling results for additional offsite locations proximal to the NPBA are discussed in Chapter 11 of this report.

6.0 TCA TANK AREA GROUNDWATER EXTRACTION SYSTEM

Groundwater extraction was initiated in November 1990 from CW-8, located south of Building 91, to prevent TCA migration and remove VOCs from the groundwater in this area. Groundwater extraction was initiated in February 1995 from CW-16 to contain and remediate groundwater beneath the former degreaser area located inside Building 2, 150 feet east of CW-8. Groundwater from the TCA Tank Area is conveyed a distance of approximately 1,000 feet through a 3-inch diameter pipe to the groundwater treatment system.

Initially, extraction well CW-8 was pumped at a rate higher than necessary to maintain capture. The early goal was to reverse the direction of migration prior to initiation of groundwater pumping in the WPL, which would have potentially pulled the western edge of the TCA Tank plume further west, dispersing the concentrated source area. Prior to pumping of the WPL, the groundwater treatment plant, which was designed to handle water from the WPL, had excess capacity. Thus, the capacity was utilized to address the TCA Tank plume. When the WPL extraction system came on-line in May 1994, the pumping rate of CW-8 was reduced to a level that maintains capture of the TCA Tank Area plume.

In June 2002, extraction well CW-16 was removed from service. The pump at this well had failed. Because of the difficulty of servicing CW-16 due to its location in a congested manufacturing area, the ability of CW-8 to maintain capture, and the potential that groundwater extraction in the TCA area will soon be reconfigured or eliminated, it was decided to discontinue groundwater extraction from this well.

6.1 System Operational Conditions

Extraction well CW-8 in the TCA Tank Area operated continuously for approximately nine of the 12 months in 2006 (refer to section 4.2 of this report). Table 5-1 presents a record of monthly groundwater withdrawals from extraction well CW-8. During 2006, approximately 34 million gallons of groundwater were extracted from the TCA Tank Area, averaging approximately 2.8 million gallons per month (65 gpm). An average of approximately 80 gpm was calculated for the previous report period (January 1 through December 31, 2005).

The groundwater contour maps (Figures 3-1 and 3-2) indicate water level conditions that existed on June 12, and December 7, 2006. Additionally, Table 5-2 summarizes measurements of water levels for the CW-8 extraction well in the TCA Tank Area. The table also lists design "pump on" and "pump off" water level elevations.

During the 2006 water level measurement events, the observed water level was generally within the design drawdown level for this well. The main exception to this statement was during the three month period from September to December when the well pump was not on-line. The water level at CW-8 was noted to be approximately 3 to 4 feet below the elevation measured in nearby wells in June, but no groundwater level depression was noted in December. This confirms that when the groundwater extraction pump is operating, an area of groundwater depression exists at CW-8.

Based on the monthly total flow data, the CW-8 daily extraction rate averaged approximately 93,000 gpd. This value equates to a monthly average of 2.8 million gallons, which represents an 18 percent decrease from 2005 (3.5 million gallons per month). Overall, CW-8 pumped approximately 27.2 percent of the total volume of groundwater withdrawn at the site.

Maintenance

The only significant maintenance activity associated with well CW-8 in 2006 was the installation of a new electrical control panel. The installation of this item resulted in the well pump being off-line for approximately three months.

6.2 Groundwater Chemistry

This area is the site of a past TCA spill, which resulted in initially high concentrations of TCA. Groundwater extraction and treatment was initiated at CW-8 in November 1990. This remedial effort resulted in a rapid decrease in TCA concentrations near the release (see Figure 6-1 for rate of change), with adjacent monitoring wells exhibiting relatively flat concentration trends (Figure 6-2). The cone of groundwater depression resulting from the active extraction well resulted in intercepting an existing TCE (and PCE) source from unknown location(s) around January 1994. As a result of continued groundwater extraction, TCE is now the dominant VOC in groundwater beneath this area (refer to Table 6-1).

Six key monitoring wells (MW-32S&D, MW-34S&D, MW-35D, and MW-54) and extraction well CW-8 were sampled at the TCA Tank Area during the reporting period to monitor the effectiveness of the groundwater remediation system. The results of laboratory analyses are presented in Tables A-2 and A-3, respectively. A summary of historical chemistry results for each well are included in Appendix D.

As noted above, TCE is the dominant VOC in this area. A review of Figure 6-3 indicates that TCE concentrations show a generally declining trend in extraction well CW-8 since June 1996. Figure 6-4 shows the concentration trends for TCE with respect to other dominant VOCs in extraction well CW-8 since the start of pumping. Concentrations of VOCs in CW-8 indicate generally stable or slightly decreasing concentration trends over the past ten years.

A review of analytical data confirms that the dominant VOC present at CW-8 has shifted from TCA to TCE. In 1990, TCA accounted for 80 to 85 percent of the total VOC concentration at this well. In 2006, TCA accounted for only 4 percent of the total VOC concentration while TCE accounted for 70 percent of the total VOC concentration in well CW-8.

The TCA Tank Area key monitoring wells exhibit fluctuating, but generally decreasing concentration trends for TCE (see Figure 6-5). A review of the total VOC data for the monitoring wells indicates the following noteworthy item:

- Groundwater sampled from wells CW-8, MW-34S, MW-34D, and MW-35D all show similar VOC concentration ratios. These ratios suggest that groundwater contamination at these locations could have originated from the same source area.

In summary, a review of groundwater quality data from six monitoring wells shows fluctuating, but generally decreasing VOC concentration trends. Data for active groundwater extraction well CW-8 indicate generally decreasing concentrations of VOCs in groundwater beneath the TCA Tank Area since June 1996. Finally, groundwater quality data from the TCA Tank Area indicates that TCE continues to be the dominant VOC present in the groundwater of this area.

7.0 WEST PARKING LOT GROUNDWATER EXTRACTION SYSTEM

Three groundwater extraction wells (CW-9, CW-13, and CW-17) operate in the WPL Area of the Harley-Davidson property. One additional extraction well (CW-15A) is located near the exterior northwest corner of NB4. These four wells are referred to as the WPL wells. The purpose of the WPL groundwater extraction system is to prevent offsite migration of groundwater containing dissolved VOCs and to control the migration of VOCs in a plume located near the northwest corner of Building 4. Extracted groundwater from the WPL wells is conducted via underground piping to the groundwater treatment system in Building 41. The wells are individually piped to the groundwater treatment plant so that flow control, flow measurements and water samples may be obtained for each well at this central location. Water is piped the following distances from the wells to the treatment plant: CW-9 (1,320 feet); CW-13 (890 feet); CW-15A (310 feet); CW-17 (590 feet).

Extraction wells CW-9, CW-13, and CW-15A began operation in May 1994, and CW-17 began operating in September 1995. Well CW-17 was a replacement extraction well for CW-14, which was discontinued due to excessive sediment buildup in the well.

7.1 System Operational Conditions

Approximately 84 million gallons of groundwater were extracted from the WPL Area during 2006 (see Table 5-1), averaging approximately 7.0 million gallons per month (161 gpm). This groundwater extraction rate represents a 2 percent decrease from 2005 when the extraction rate was approximately 163 gpm. A graphical comparison of the WPL groundwater extraction volumes to the other site extraction systems is presented on Figure 5-1. Overall, the WPL wells pumped approximately 67.4 percent of the total volume of groundwater withdrawn at the site.

The groundwater contour maps (Figures 3-1 and 3-2) show the effect the groundwater extraction system imposed on the water table at the WPL Area on June 12, and December 7, 2006. Groundwater contours indicate a general area of groundwater surface depression surrounding the WPL Area. A review of Figures 3-4 through 3-8 indicates that the majority of VOCs are being captured by the WPL system. A potential area of uncaptured VOC migration may exist in the southwest corner of the WPL (near MW-75S/D) due to the lack of monitoring points to the west.

Table 5-2 summarizes measurements of water levels for the WPL extraction wells. The table also lists design "pump on" and "pump off" water level elevations. A review of Table 5-2 indicates that during the 2006 measurement events, the water levels in three of the four WPL wells (excluding CW-15A) are consistently 1 to 4 feet above the designed range. Part of this discrepancy may be explained by the fact that two of these wells (CW-9 and CW-13) were converted from stickup to flush mount completion wells. The setting of the well probes for wells CW-9, CW-13, and CW-17 will need to be confirmed.

Maintenance

The WPL wells operated as designed throughout the report period with short interruptions for maintenance and repairs. The current maintenance program has maintained reliable operation of

extraction wells CW-9, CW-13, CW-15A, and CW-17. A brief summary of one noteworthy maintenance issue addressed in 2006 is presented below:

- The pump end at well CW-9 was replaced in June 2006.

7.2 Groundwater Chemistry

A total of 19 monitoring wells were sampled in the WPL during the June 2006 sampling event. These wells included MW-5, MW-6, MW-7, MW-37S, MW-37D, MW-38D, MW-39S, MW-39D, MW-47, MW-50S, MW-50D, MW-51S, MW-51D, MW-74S, MW-74D, MW-75S, MW-75D, MW-93S and MW-93D. Additionally, four extraction wells (CW-9, CW-13, CW-15A, and CW-17) were sampled in the WPL Area during the report period. The results of laboratory analyses are summarized on Tables A-2 and A-3. A summary of historical chemistry results for each well is included in Appendix D.

TCE has historically been the dominant VOC recovered by three of the four extraction wells in this area (excluding CW-9). Since 2004, analytical data indicates that only CW-17 continues to have TCE as its dominant VOC (refer to Table 7-1). PCE is the dominant VOC detected in groundwater extracted from CW-9, while DCE is the dominant VOC at CW-13. TCA comprises approximately 32 percent of the total VOC concentration at CW-15A. TCE concentrations in the WPL collection wells are graphed on Figure 7-1. Additionally, concentrations of TCE with respect to other dominant VOCs in the WPL extraction wells are graphed on Figures 7-2 through 7-5.

Since start-up of the WPL extraction system, an initial increase, followed by a generally decreasing TCE concentration trend is observed for each of the extraction wells. Concentrations of total VOCs in the extraction wells exhibit a flat or decreasing concentration trend over the last 11 years, with the following exception:

- VOC concentrations have generally decreased in extraction well CW-9, with the exception of three spikes in PCE concentrations since 1997. These spikes in concentrations have subsided, and the generally declining trend has returned.

The dominant VOCs detected in the WPL monitoring wells are TCE (at MW-7, MW-38D, MW-39S, MW-39D, MW-47, MW-50S, MW-50D, MW-51S, MW-51D, MW-74S, MW-74D, and MW-75D) and PCE (at MW-37S, MW-37D, MW-75S, and MW-93D). Historically, PCE is more prevalent in the southwest corner of the WPL while TCE is more prevalent throughout the remainder of the WPL. Concentrations of the most prevalent VOC in this area (TCE) are graphed for the WPL key monitoring wells on Figure 7-6, Figure 7-7, and Figure 7-8. Additionally, concentrations of PCE in the southern WPL area monitoring wells are graphed on Figure 7-9. Most of the WPL monitoring wells exhibit a relatively flat or gradual decreasing TCE concentration trend. The exceptions to this statement are at wells MW-50D and MW-75D where the TCE concentrations have increased since sampling began.

The following noteworthy observations for the WPL sampling locations were identified during the June 2006 sampling event:

- Concentrations of TCE and PCE detected at the MW-75S and MW-75D well cluster represent the highest at the site. Since the initial sampling event at these locations (September 1999), the TCE and PCE concentrations at MW-75D have increased (see Figures 7-8 and 7-9). During this same time period, the TCE and PCE concentrations at MW-75S have remained relatively consistent at the 5 to 30 part per million (ppm) range.
- Based on a review of the June 2006 analytical data for well MW-75D, TCE is the most prevalent VOC at this location. Historically, PCE has comprised approximately 60 to 70 percent of the total VOC concentration. During the June 2006 event, PCE concentrations represent only 39 percent of the total (10,000 µg/L of 25,400 µg/L) while TCE concentrations represent 55 percent of the total VOC detection (14,000 µg/L of 25,400 µg/L).
- Well MW-50D represents a second area of concentrated VOCs at the site. TCE is the most prevalent VOC at this location, with the June 2006 concentration reported at 9,300 µg/L. Concentrations of TCE have increased since the initial sampling of this well (November 1991).
- Another analytical result of note in the WPL is the apparent increase in VOC concentrations reported for MW-93D. The concentrations of the four primary VOCs detected at this location (cis-1,2-DCE, TCA, TCE and PCE) all increased since 2005. The total VOC concentration for this well increased from 102 µg/L in 2005 to 440 µg/L in 2006.
- The three highest site-wide detections (above practical quantitation limits) for total chromium (in the dissolved state) were reported in northern WPL wells (MW-7, MW-47 and MW-51S). Concentrations of total chromium ranged from 0.0762 milligrams per liter (mg/L) (MW-7) to 3.86 mg/L (MW-47). The United States Environmental Protection Agency's (EPA's) maximum contaminant level (MCL) for total chromium in drinking water is 0.1 mg/L. Two of the three wells (MW-51S and MW-47) contained total chromium at concentrations (0.225 mg/L and 3.86 mg/L, respectively) above the MCL.
- The three site-wide detections reported for the hexavalent form of chromium were reported for the same northern WPL wells (MW-7, MW-47, and MW-51S). The hexavalent chromium concentrations varied between 0.076 mg/L (MW-7) and 3.6 mg/L (MW-47). The EPA has not established a specific drinking water MCL for the hexavalent form of chromium.

8.0 SOFTAIL DEWATERING SYSTEM

Harley-Davidson started excavation activities for the Softail production plant in 2001. This facility was constructed in the eastern portion of the site, in the vicinity of the former test track. Due to the potential for shallow VOC-impacted groundwater to discharge to the surface and to the lowest floor of the facility, a permanent groundwater collection system was designed as part of the project. The permanent groundwater collection system for the Softail site consists of a shallow interceptor trench (or toe drain), a deep interceptor trench and drain, and a capture well (CW-19). All three components of the groundwater collection system are designed to direct flow to a pumping station. From the pumping station, the groundwater is transported via underground piping to the groundwater treatment facility located in Building 41 (see Figure 1-2). Groundwater collection via this system was initiated in March 2002. During 2006, this system collected over 729,000 gallons of groundwater (refer to Table 5-1). Overall, the Softail dewatering system captured approximately 0.6 percent of the total volume of groundwater withdrawn at the site

8.1 Toe Drain System

The northeast corner of the Softail site was identified as the area with the most potential for groundwater to discharge to the surface after final grading. To prevent the potential for human contact with the groundwater, a toe drain was installed at the bottom of the slope cut. This was designed to collect groundwater from this area, thus lowering the groundwater levels and minimizing surface discharges downgradient of the toe drain. The toe drain was constructed as a shallow trench drain filled with gravel and 4-inch perforated polyvinyl chloride (PVC) piping. The toe drain trench was lined with geotextile fabric to minimize sedimentation of the piping. An impermeable layer was placed on top of the trench to reduce infiltration of surface water into the drain. The toe drain was connected to the permanent groundwater collection system.

8.2 Deep Trench Drain

The deep trench drain was installed along the eastern perimeter of the building due to the high probability of groundwater levels encountering the lower floor of the facility. The deep trench drain is sloped to gravity drain to the lift station. The depth varies from 22 feet to 26 feet. Four cleanouts were installed along the 760-foot length of piping. The deep trench drain was constructed of perforated PVC piping in a trench filled with coarse gravel. Prior to installation of the piping and drainage course, the trench was lined with a geotextile fabric to minimize sediment mixing with the gravel.

8.3 Capture Well (CW-19)

A capture well (CW-19) and force main were installed in the paint sludge pit area of the new plant. The paint sludge pit area consists of a 27-foot deep pit used to house the paint sludge holding tank. CW-19 was installed 7 feet deeper than the pit so that the well could be programmed to begin pumping prior to the groundwater level reaching the elevation of the bottom of the pit. The force main was installed to transfer groundwater captured in the well to the lift station. The force main was installed with a slope toward the lift station so that groundwater does not remain in the line after the well pump stops running.

8.4 Lift Station

The lift station is located north of the Softail building. The lift station conveys groundwater to the groundwater treatment plant in Building 41. The lift station controls are automated and pump operation can be controlled remotely.

8.5 Groundwater Chemistry

Sampling of groundwater collected by the lift station was initially performed in June 2003 in response to a reporting requirement for the SRBC. Two groundwater samples were collected from the lift station in 2006 for the analysis of VOCs. A review of the results from the June 2006 sampling event indicated that all VOCs were reported as not detected. During the December 2006 sampling event, two parameters were detected (trichloroethene and 1,1,2-trichloroethane); however, the reported concentrations are flagged as estimates because they are below the practical quantitation limit of 1.0 µg/L. The estimated concentrations for both TCE and 1,1,2-trichloroethane are below the EPA's MCL of 5 µg/L (for both compounds). The analytical results from June and December 2006 are included on Table A-3. VOC analysis of groundwater collected by the lift station is scheduled to occur twice (in June and December) during 2007.

9.0 SOUTHERN PROPERTY BOUNDARY AREA WELL MONITORING

Six key monitoring wells (MW-40S&D, MW-43S&D, and MW-64S&D) were sampled in June 2006 near the Southern Property Boundary Area (SPBA). The dominant VOC detected in groundwater beneath this area is TCE, followed by lesser concentrations of PCE. The analytical results for the June 2006 sampling event are summarized on Table A-2. A summary of historical chemistry results for each well is included in Appendix D.

Concentrations of TCE, the most prevalent VOC in this area, are graphed for the six key monitoring wells on Figure 9-1. This illustration shows the relative concentrations of TCE since 1990 in the six SPBA key monitoring wells. The highest concentrations of TCE in this area continue to be observed at MW-64D (located in the southeast corner of the property). A review of concentration trends since 1990 indicates that TCE concentrations are decreasing at three locations (MW-43D, MW-64S, and MW-64D). Sampling data for the remaining three wells (MW-40D, MW-40S, and MW-43S) indicates consistently low (or non detectable) levels of TCE.

Two wells near the SPBA (MW-43S and MW-43D) were sampled for metals during 2006. No metals were detected in the SPBA monitoring well samples above practical quantitation limits. The metals and VOC sampling results presented for the SPBA are consistent with those reported in 2005.

10.0 EASTERN AREA WELL MONITORING

As part of the June 2006 groundwater sampling event, four key monitoring wells (MW-2, MW-17, MW-91, and MW-92) were sampled to monitor groundwater quality near the eastern portion of the Harley-Davidson property. The analytical results from sampling performed in 2006 are summarized on Table A-2. A summary of historical chemistry results for each well are included in Appendix D.

PCE is the dominant VOC detected in groundwater from wells MW-2, MW-91, and MW-92. TCE is the dominant VOC detected in groundwater sampled from the remaining well (MW-17). The historical concentrations of PCE and TCE in the four key monitoring wells are graphed and included as Figures 10-1 and 10-2, respectively. A summary of the data trends observed for the eastern area is presented below:

- MW-2 is located next to a former cyanide disposal area near the eastern site property boundary. PCE and TCE were the only VOCs detected at this location in 2006, with PCE being the most dominant VOC. A review of Figures 10-1 and 10-2 indicates that both TCE and PCE concentrations exhibit a generally decreasing trend since monitoring began in 1986.
- Monitoring well MW-17 is located in the east-central portion of the site, down-gradient and west of the landfill. The only VOC detected in the June 2006 sample from this location was TCE (40 µg/L). TCE concentrations have exhibited a gradual decreasing concentration trend since it was initially detected at a maximum concentration of 254 µg/L in 1987.
- Both monitoring wells MW-91 and MW-92 were sampled for the seventh time in 2006. The 2006 total VOC concentrations reported for both wells (176 µg/L and 203 µg/L, respectively) are part of a decreasing concentration trend since sampling began in 2000.
- Samples analyzed from wells MW-2, MW-91, and MW-92 all contained detectable concentrations of available cyanide (which is free cyanide, plus cyanide complexes that easily dissociate). The reported concentrations of available cyanide were 0.011 mg/L, 0.0049 mg/L, and 0.0023 mg/L, respectively. The EPA does not have a MCL value for available cyanide, but does have a MCL value for free cyanide of 0.2 mg/L. None of the available cyanide detections exceeded this value.

Data trends observed for the annual key monitoring well sampling locations at the Eastern Property Boundary Area (EPBA) generally indicate decreasing VOC concentration trends.

11.0 OFFSITE GROUNDWATER MONITORING

During 2006, Harley-Davidson performed monitoring of offsite groundwater supplies. The purpose of these activities was to evaluate if any groundwater contamination from the Harley-Davidson site has migrated to offsite locations. The presence of active groundwater remediation systems at the NPBA and WPL are designed to prevent the offsite migration of contaminants at these locations.

11.1 Quarterly Offsite Groundwater Monitoring

A quarterly sampling program of offsite groundwater supplies adjacent to and down-gradient of the Harley-Davidson property was initiated in April 1988. During this report period, sampling occurred in February, May, August and November 2006. Three groundwater/surface water locations (designated "RW" for a residential well and "S" for a spring sample) were included in this sampling program during the report period. One additional offsite monitoring well (RW-2) is sampled on an annual basis as part of the key well monitoring (refer to Section 5.2 for sampling results). It should be noted that the property on which RW-2 is located is connected to a public water supply. Therefore, the water in this well is not used for consumptive purposes. The three offsite locations that are sampled quarterly are identified below:

- RW-4 - Folk residence.
- S-6 – Tate spring.
- S-7 - Herman spring.

Groundwater sampling locations RW-4, S-6, and S-7 are located to the north of the Harley-Davidson property as shown on Figure 1-2. A complete description of baseline sampling of residential wells is contained in the R.E. Wright Environmental, Inc. report, titled "Report of Investigations in the NPBA, TCA tank, and containment areas of the Harley-Davidson, Inc. York facility", dated August 1988. These offsite samples were analyzed for VOCs and available and total cyanide. The offsite well sampling results are summarized in Table A-5.

Concentrations of TCE, the most prevalent VOC at the NPBA, are graphed for the offsite monitoring locations and included as Figure 11-1. A summary of the sampling results from the offsite locations is provided below. It should be noted that the winter 2004 edition of the Drinking Water Standards and Health Advisories published by the EPA indicates that the MCL for chloroform has been lowered from 100 µg/L to 80 µg/L. This value is currently under review, but is used herein to make a conservative comparison.

- VOCs, total cyanide and available cyanide concentrations were all below the laboratory reporting limits during sampling conducted in 2006 at the Folk Residence (RW-4).
- Total and free cyanide were not detected during any of the 2006 sampling events at S-6. One VOC (chloroform) was detected during all four sampling events at concentrations ranging from 0.55 µg/L to 1.9 µg/L. Chloroform has been consistently detected at similar concentrations in samples from S-6 during every sampling event since September 1995, but concentrations remain below the MCL of 80 µg/L. One other VOC (benzene) was detected at a low concentration (1.3 µg/L) during the May 2006 event.

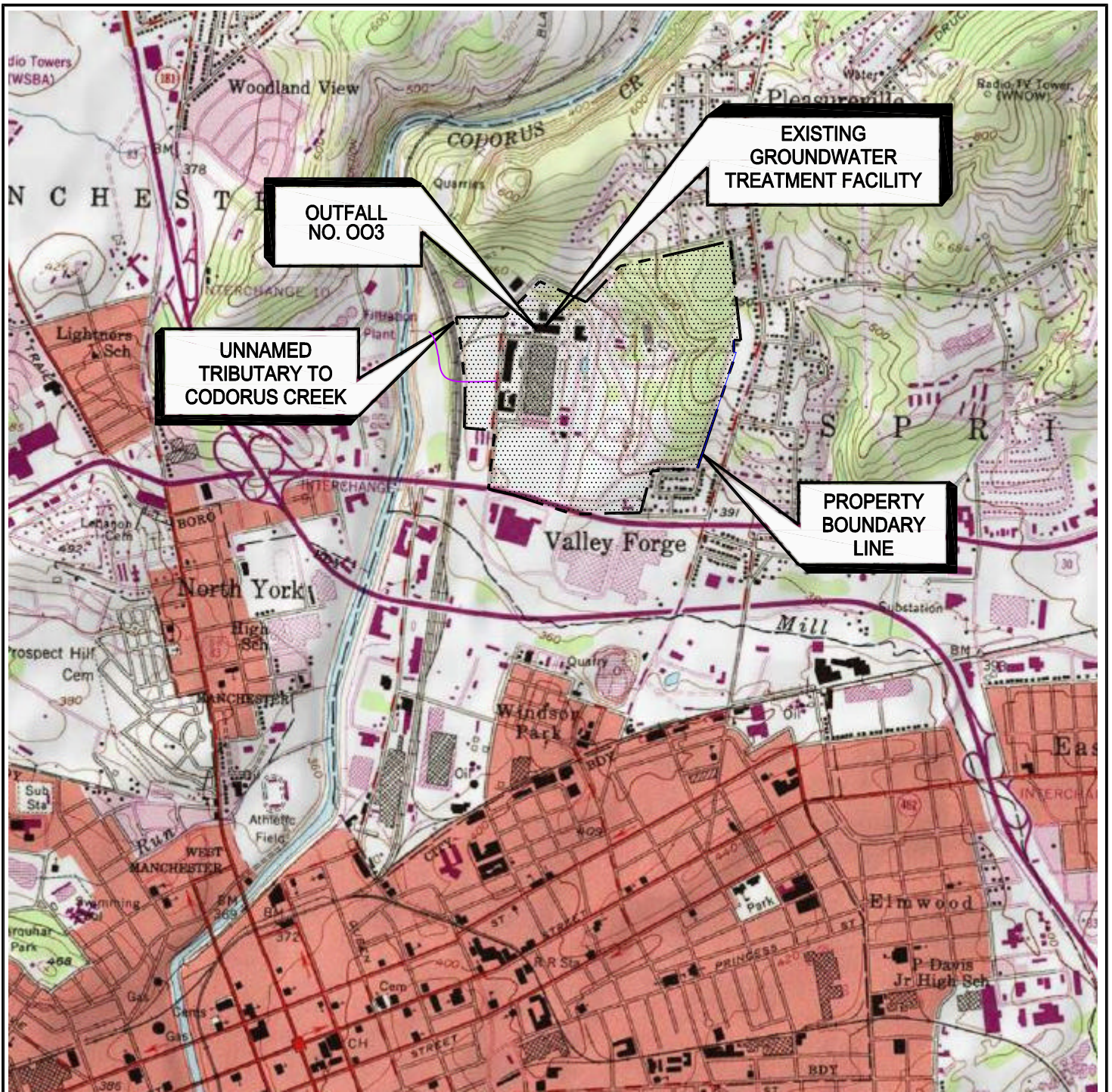
- With the exception of the March 1998 and June 2003 sampling events, chloroform has consistently been detected in samples from S-7 (Herman Residence, formerly Wilhide and Hunter) since June 1997. Concentrations remain below the MCL of 80 µg/L, with the 2006 detections ranging from 0.60 µg/L to 1.1 µg/L. No other VOCs were detected above laboratory reporting limits at this location during 2006. One detection above laboratory quantitation limits was reported for available cyanide in 2006. The reported concentration was 0.030 mg/L. The EPA does not currently have a MCL for available cyanide.

11.2 Additional Offsite Groundwater Monitoring

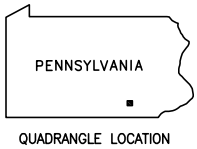
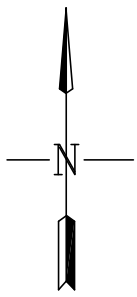
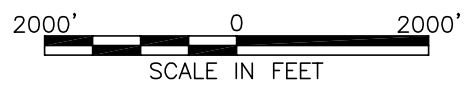
In 2006, Harley-Davidson resumed monitoring for one additional residential well (RW-5). This well is owned by the Jack Giambolvo Company and is located south of the Harley-Davidson property across Route 30 (refer to Figure 1-2). Groundwater from well RW-5 was sampled in June 2006 as part of the key monitoring well sampling event. The analytical results for this well are summarized on Table A-2.

A review of the June 2006 analytical results for well RW-5 indicates that VOCs were not detected in groundwater at this location.

FIGURES



NOTE: BASE MAP FROM THE YORK PA., USGS 7 1/2 MIN TOPOGRAPHIC QUADRANGLE (PR 1990).

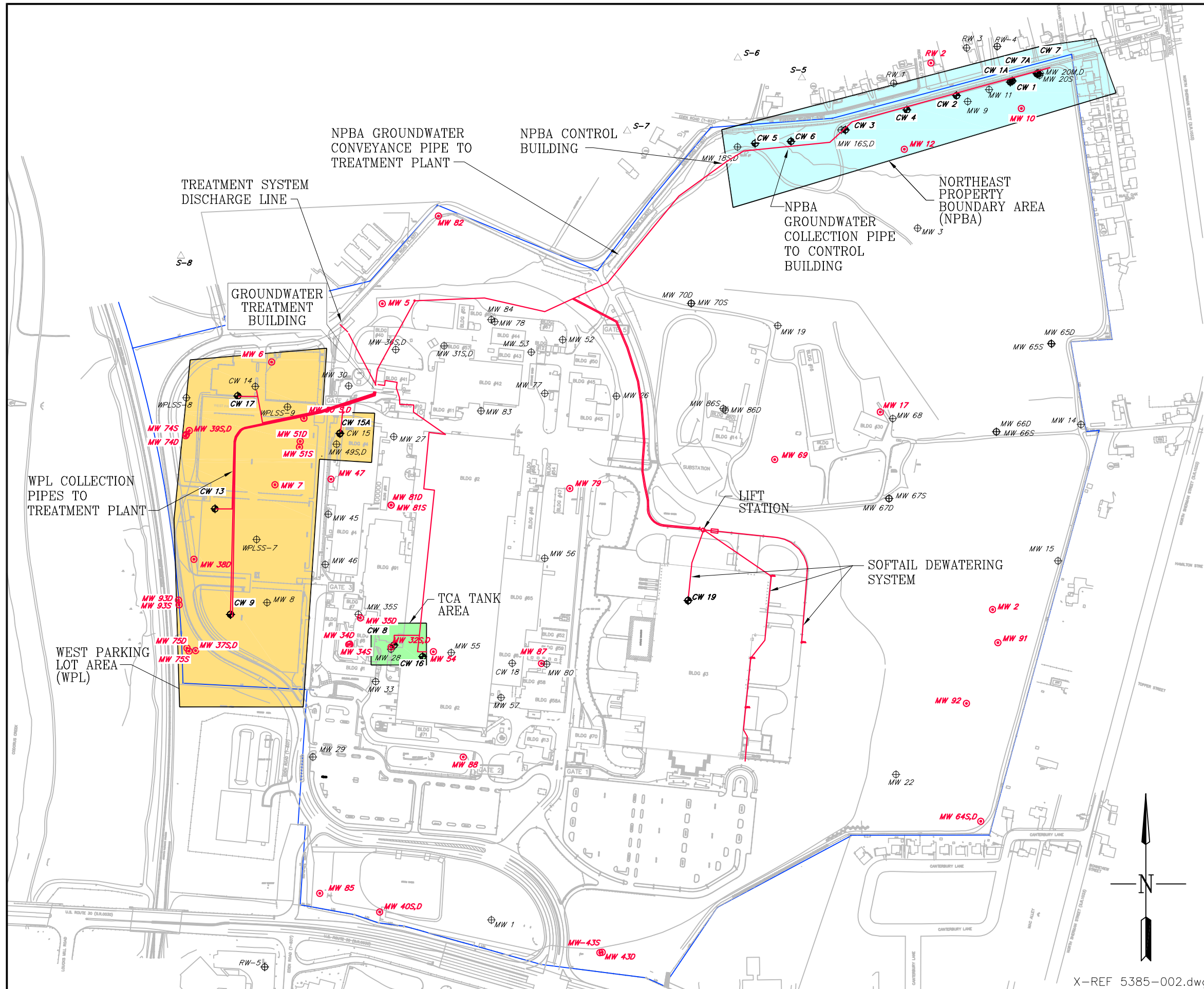


HARLEY-DAVIDSON MOTOR COMPANY OPERATIONS, INC.
 YORK VEHICLE OPERATIONS
 1425 EDEN ROAD, YORK PA 17402

SITE LOCATION MAP

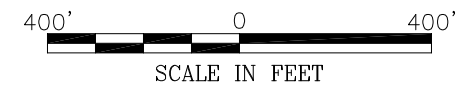
drawn <i>RAM</i>	checked <i>SLM</i>	approved <i>SMS</i>	figure no. 1-1
date 03/27/03	date 03/03/04	date 03/03/04	
job no. 01-1633-00-0822-100	file no. 0822-002.dwg		





LEGEND

- ⊙ MW 2 KEY WELL LOCATION AND DESIGNATION
- ⊕ CW 2 EXTRACTION WELL LOCATION AND DESIGNATION
- ⊕ RW-4 MONITORING WELL LOCATION AND DESIGNATION
- △ S-6 SURFACE WATER MONITORING LOCATION AND DESIGNATION
- TCA TANK AREA
- WEST PARKING LOT (WPL) AREA
- NORTHEAST PROPERTY BOUNDARY AREA (NPBA)
- HARLEY-DAVIDSON PROPERTY LINE



HARLEY-DAVIDSON MOTOR COMPANY OPERATIONS, INC.
YORK VEHICLE OPERATIONS
1425 EDEN ROAD, YORK, PA 17402

SITE PLAN

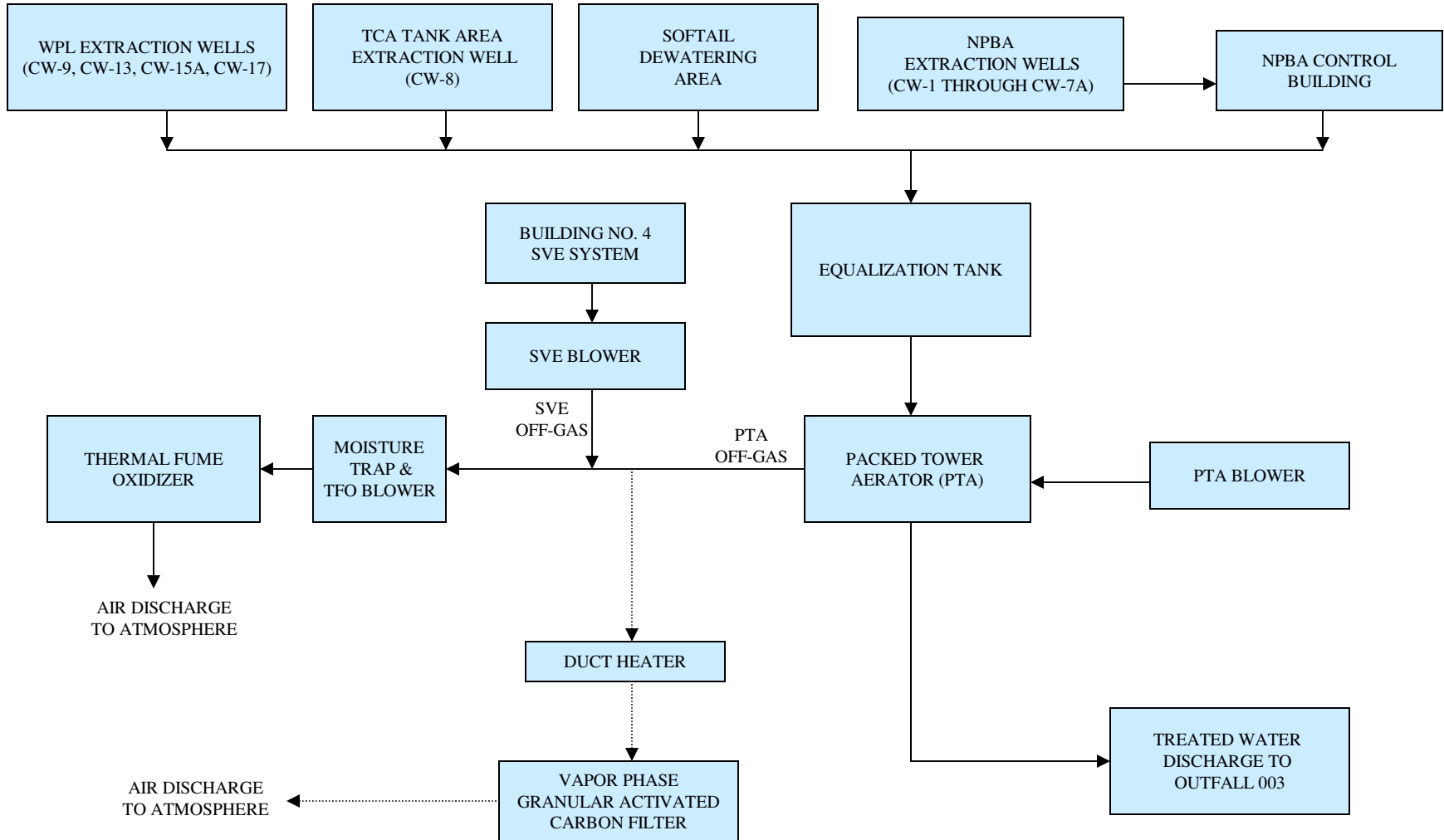
drawn RAM	checked SLM	approved RGM	figure no.
date 11/15/04	date 03/23/05	date 03/23/05	1-2
job no. 01-1663-00-5389-067		file no. 0M2004-004.dwg	

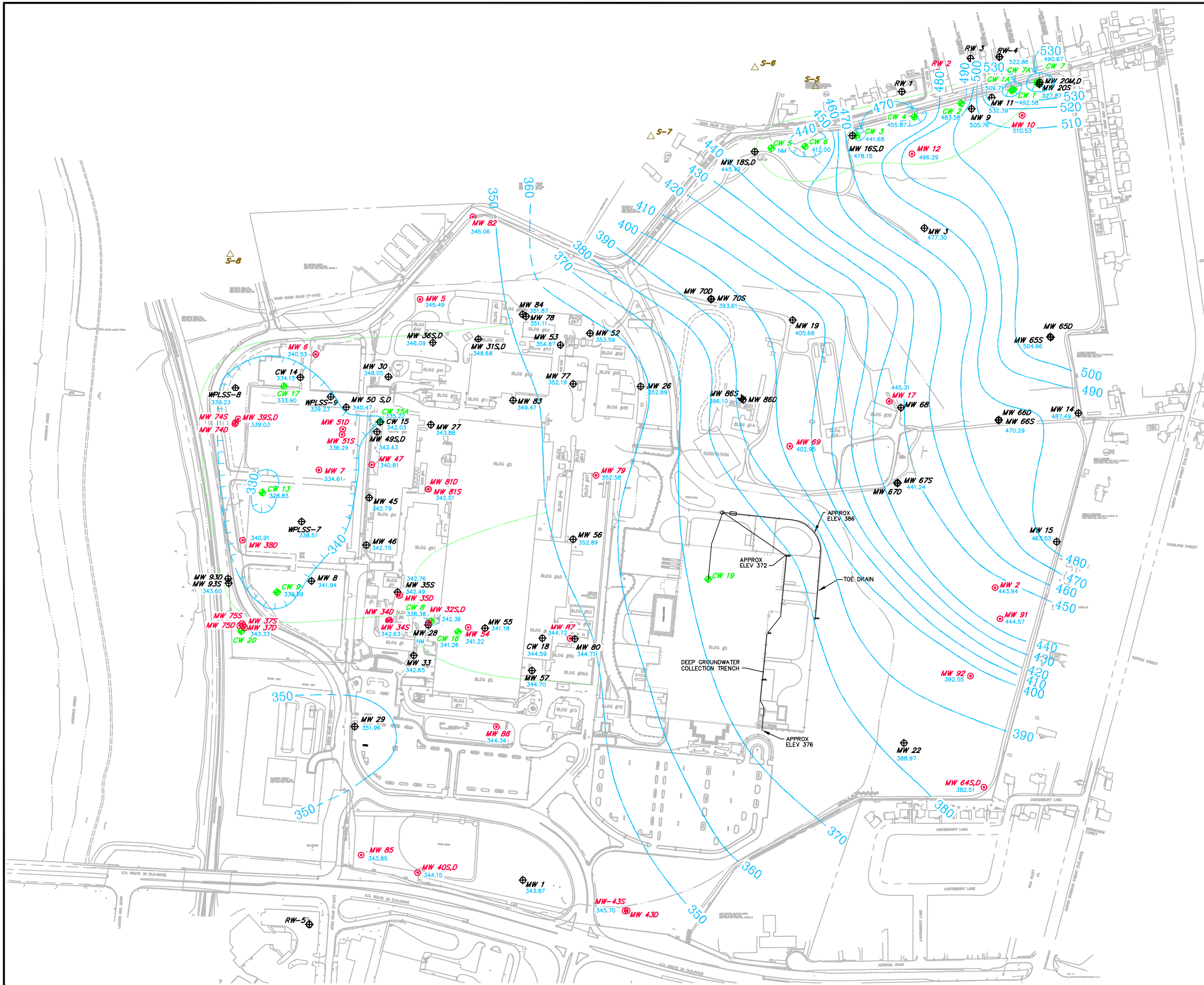


X-REF 5385-002.dwg

FIGURE 1-3 GROUNDWATER AND SVE TREATMENT SYSTEM FLOW DIAGRAM

Harley-Davidson Motor Company Operations, Inc.
York Vehicle Operations
1425 Eden Road, York PA 17402





Well I.D.	Daily flow (Gallons)	Average Daily Pumping Rate (GPM)
CW-1	3,379	2.3
CW-1A	155	0.1
CW-2	1,335	0.9
CW-3	4,179	2.9
CW-4	2,952	2.1
CW-5	663	0.5
CW-6	5,721	4.0
CW-7	250	0.2
CW-7A	679	0.5
CW-8	122,300	84.9
CW-9	19,499	13.5
CW-13	68,332	47.5
CW-15A	4,592	3.2
CW-17	111,825	77.7
Lift Station	0	0

LEGEND

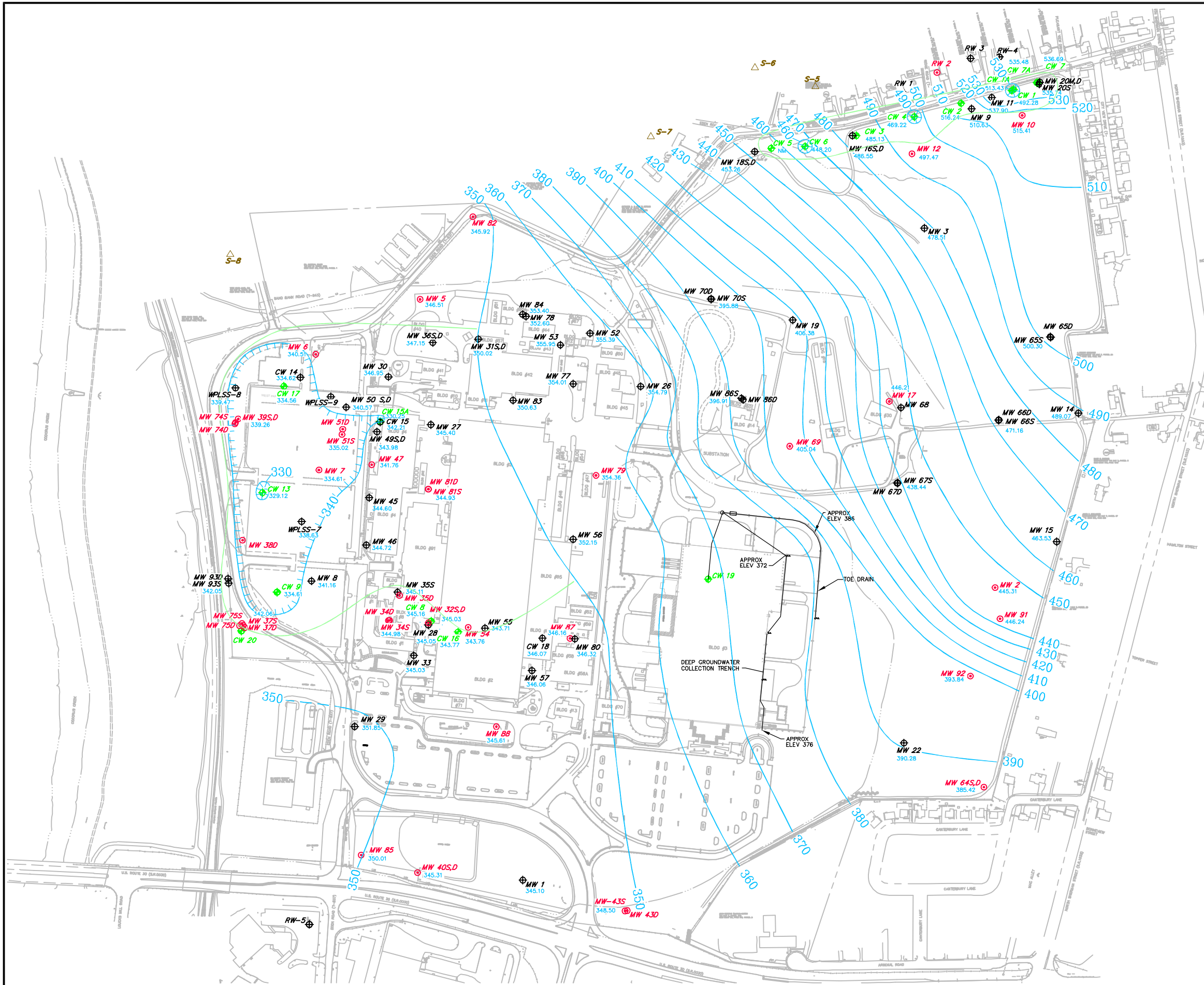
- MW 5 MONITORING WELL LOCATION AND DESIGNATION
 - MW 2 KEY WELL LOCATION AND DESIGNATION
 - CW-1 EXTRACTION WELL LOCATION AND DESIGNATION
 - 470 GROUNDWATER ELEVATION CONTOUR LINE, DASHED WHERE INFERRED (CONTOUR INTERVAL VARIES)
 - 463.53 GROUNDWATER ELEVATION (FT. AMSL)
 - APPROXIMATE WELL CAPTURE ZONE - JUNE 2006
- 400' 0 400'
SCALE IN FEET

HARLEY-DAVIDSON MOTOR COMPANY OPERATIONS, INC.
 YORK VEHICLE OPERATIONS
 1425 EDEN ROAD, YORK PA 17402

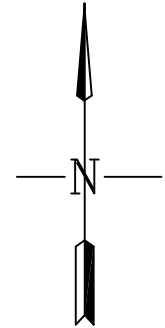
GROUNDWATER TABLE CONTOURS
 JUNE 12, 2006

drawn RAM	checked SLM	approved SMS	figure no. 3-1
date 07/20/06	date 08/24/06	date 08/24/06	
job no. 01-1633-00-6220-307	file no. 6220-011.dwg		







SAC Science Applications International Corporation
 From Science to Solutions™



Well I.D.	Daily flow (Gallons)	Average Daily Pumping Rate (GPM)
CW-1	3,279	2.3
CW-1A	1	0.0
CW-2	0	0.0
CW-3	0	0.0
CW-4	3,785	2.6
CW-5	1,393	1.0
CW-6	6,316	4.4
CW-7	0	0.0
CW-7A	0	0.0
CW-8	0	0.0
CW-9	73,329	50.9
CW-13	68,478	47.6
CW-15A	7,090	4.9
CW-17	87,796	61.0
Lift Station	430	0.3



LEGEND

-  MW 5 MONITORING WELL LOCATION AND DESIGNATION
 -  MW 2 KEY WELL LOCATION AND DESIGNATION
 -  CW-1 EXTRACTION WELL LOCATION AND DESIGNATION
 -  470 GROUNDWATER ELEVATION CONTOUR LINE, DASHED WHERE INFERRED (CONTOUR INTERVAL VARIES)
 -  471.16 GROUNDWATER ELEVATION (FT. AMSL)
 -  APPROXIMATE WELL CAPTURE ZONE - DECEMBER 2006
- 400' 0 400'
SCALE IN FEET

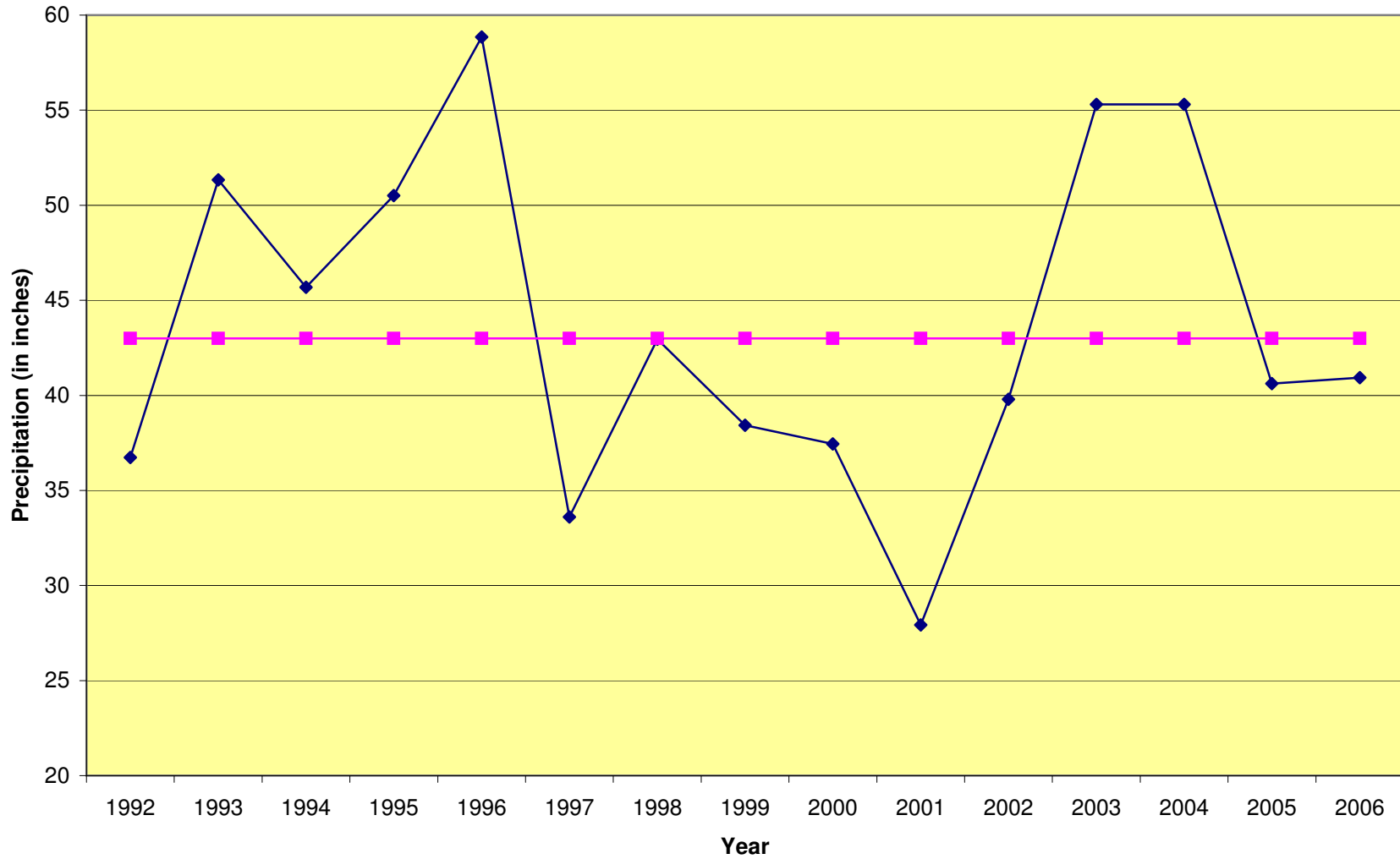
HARLEY-DAVIDSON MOTOR COMPANY OPERATIONS, INC.
 YORK VEHICLE OPERATIONS
 1425 EDEN ROAD, YORK PA 17402

GROUNDWATER TABLE CONTOURS
DECEMBER 7, 2006

drawn <i>JMH</i>	checked <i>SAM</i>	approved <i>SLM</i>	figure no. 3-2
date 02/09/07	date 02/08/07	date 02/09/07	
job no. 01-1633-00-8629-800	file no. 8629-001.dwg		

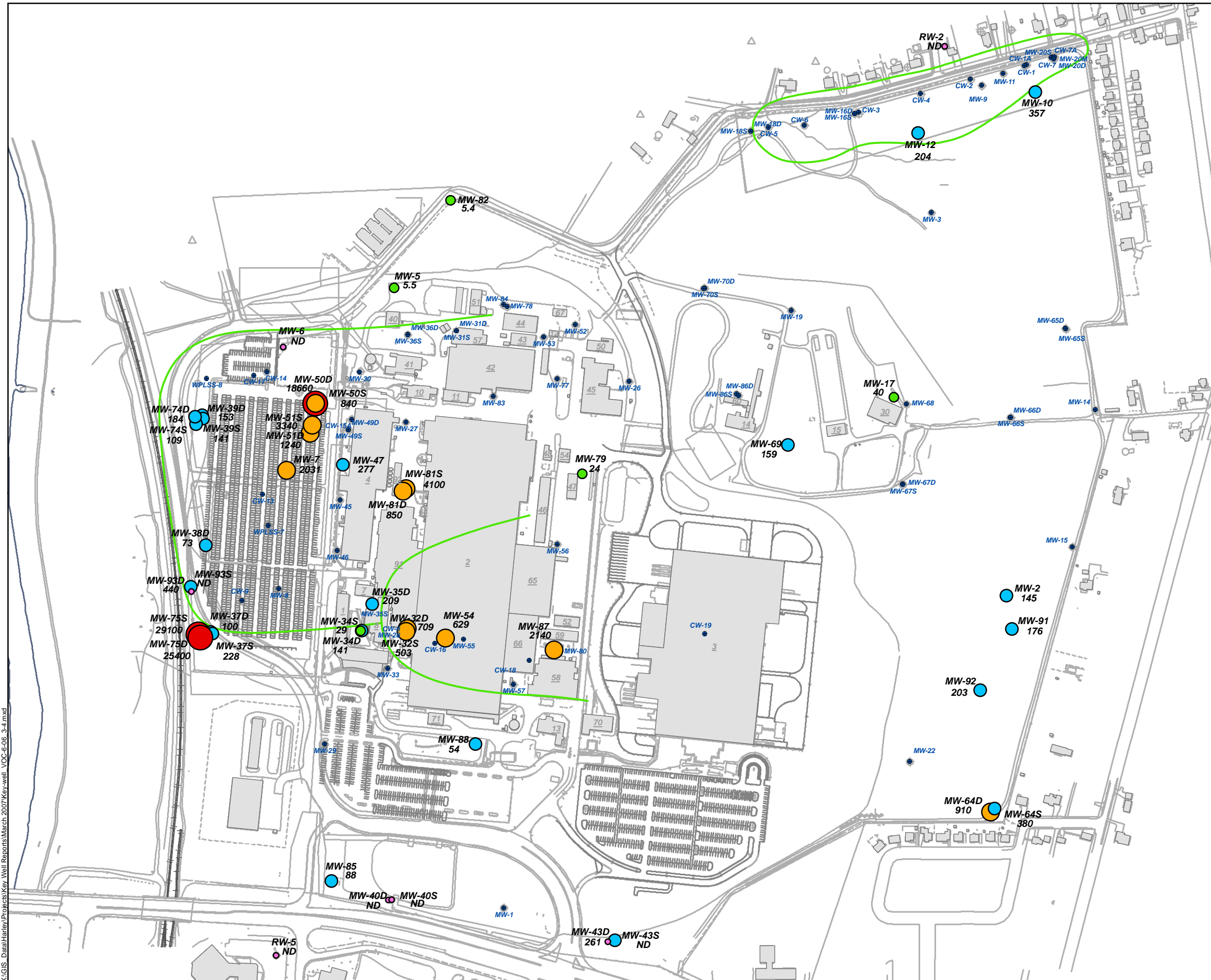
SAC Science Applications International Corporation
 From Science to Solutions™

Figure 3-3
Annual Historical Precipitation Data for York, PA
Harley-Davidson Motor Company Operations, Inc.
York Vehicle Operations
1425 Eden Road, York PA 17402



Notes: From 1992 to 1997, source = United States Geological Survey
 From 1998 to 2002, source = Accuweather.com
 From 2003 to 2006, source = Harley-Davidson

—◆— Measured precipitation —■— Normal precipitation



- ### Legend
- June 2006 Groundwater Capture Zone (approximate)
 - Parking
 - Railroad
 - Codorus Creek
 - Buildings
 - Wells Not Sampled

- ### Total VOCs in µg/l
- ≤ 5
 - 5 to ≤ 50
 - 50 to ≤ 500
 - 500 to ≤ 5000
 - > 5000

NOTE: Results from June 2006
 ND = Not detected
 Concentration in µg/l is posted under the well label.

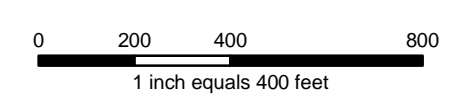


Figure 3-4

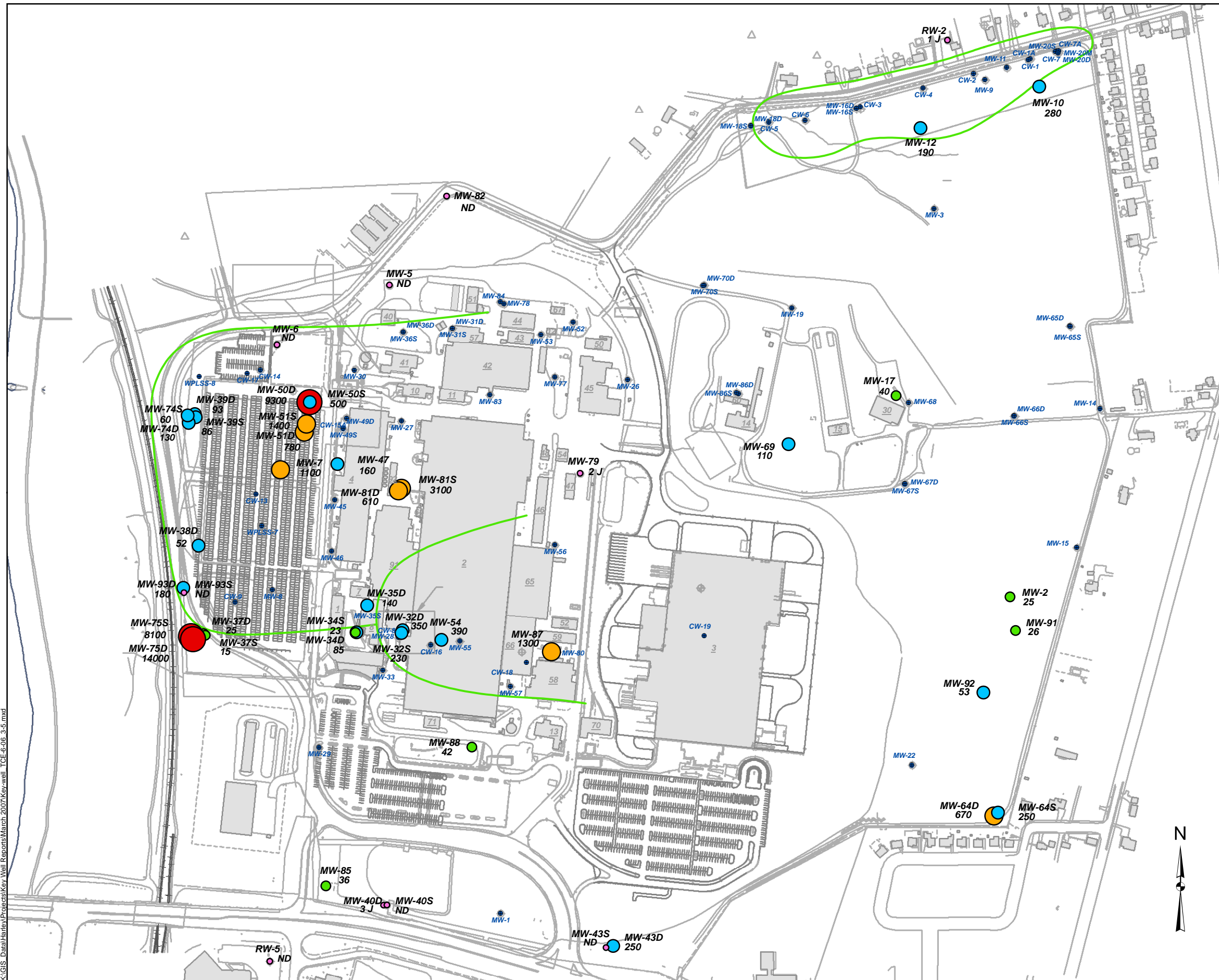
Harley-Davidson Motor Company Operations, Inc.
 York Vehicle Operations
 1425 Eden Road York, PA 17402

Key Well Chemistry Map Total VOCs

	Drawn: PAE 08/01/06	Checked:
	Revisions: AGM 3/5/07 Logo and Fig #	

K:\GIS_Data\Harley\Projects\Key Well Reports\March 2007\Key Well - VOC-6-06-3-4.mxd

K:\GIS\ Data\Harley\Projects\Key Well Reports\March 2007\Key-well -TCE-6-06 3-5.mxd



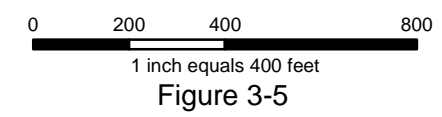
Legend

- June 2006 Groundwater Capture Zone (approximate)
- Parking
- Railroad
- Codorus Creek
- Buildings
- Wells Not Sampled

TCE in µg/l

- ≤ 5
- 5 to ≤ 50
- 50 to ≤ 500
- 500 to ≤ 5000
- > 5000

NOTE: Results from June 2006
 J = Result is less than the quantitation limit.
 ND = Not detected
 Concentration in µg/l is posted under the well label.

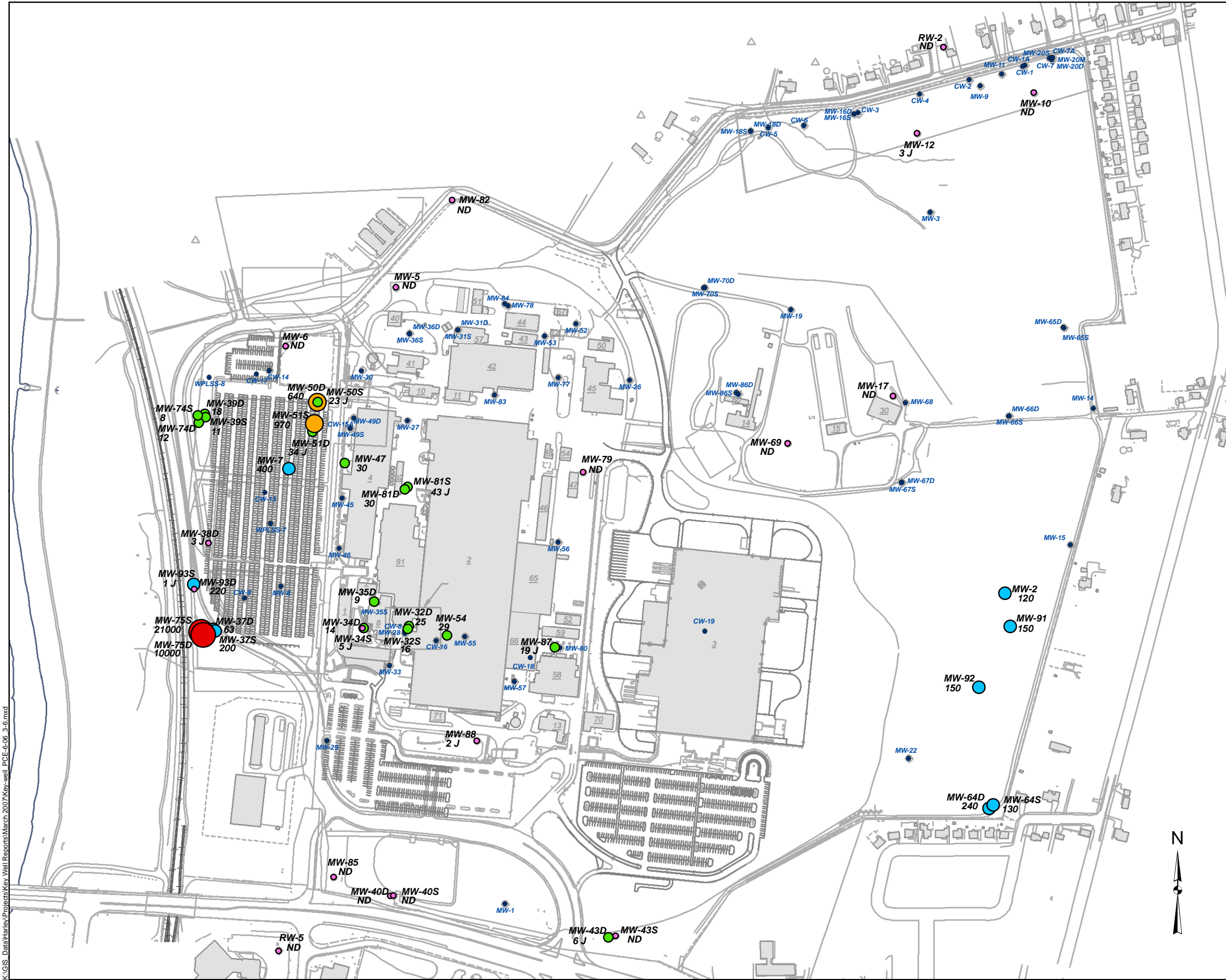


Harley-Davidson Motor Company Operations, Inc.
 York Vehicle Operations
 1425 Eden Road York, PA 17402

Key Well Chemistry Map Trichloroethene - TCE



Drawn	PAE 08/01/06	Checked
Revisions:	AGM 3/5/07 Logo and Fig #	



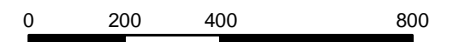
Legend

- June 2006 Groundwater Capture Zone (approximate)
- Parking
- Railroad
- Codorus Creek
- Buildings
- Wells Not Sampled

PCE in µg/l

- ≤ 5
- 5 to ≤ 50
- 50 to ≤ 500
- 500 to ≤ 5000
- > 5000

NOTE: Results from June 2006
 J = Result is less than the quantitation limit.
 ND = Not detected
 Concentration in µg/l is posted under the well label.



1 inch equals 400 feet

Figure 3-6

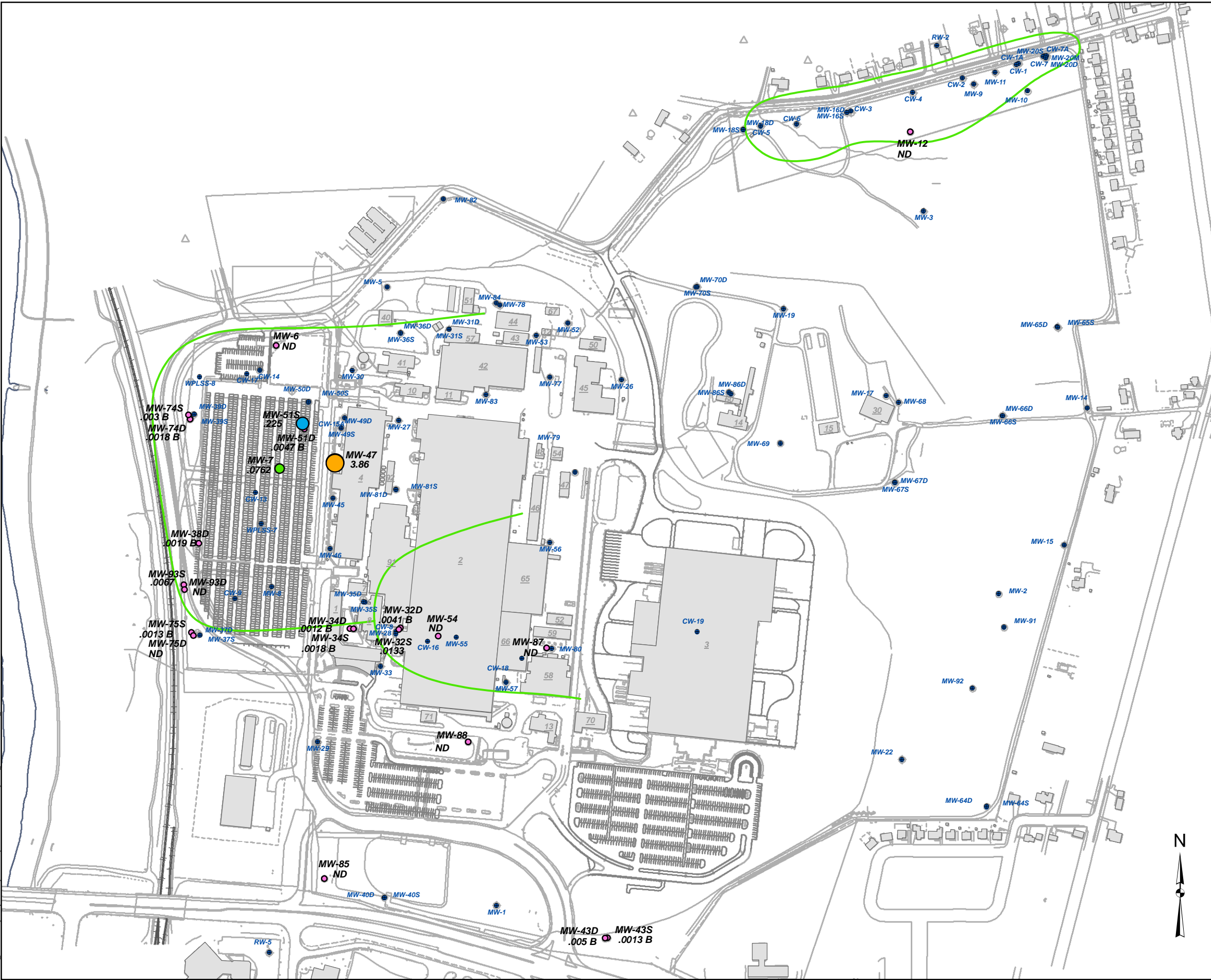
Harley-Davidson Motor Company Operations, Inc.
 York Vehicle Operations
 1425 Eden Road York, PA 17402

Key Well Chemistry Map Tetrachloroethene - PCE

	<small>Drawn</small> PAE 08/01/06	<small>Checked</small>
	<small>Revisions:</small> AGM 3/5/07 Logo and Fig #	

K:\GIS Data\Harley\Projects\Key Well Reports\March 2007\Key Well PCE-06-06-06.mxd

K:\GIS_Data\Harley\Projects\Key Well Reports\March 2007\Key Well - Diss-Chrom-6-06-3-7.mxd



Legend

- June 2006 Groundwater Capture Zone (approximate)
- Parking
- Railroad
- Codorus Creek
- Buildings
- Wells Not Sampled

Total Chromium (Cr+3 and Cr+6, dissolved) in mg/L

- ≤ 0.05
- 0.05 to ≤ 0.10
- 0.10 to ≤ 1.0
- > 1.0

NOTE: Results from June 2006
 B = Estimated result. Value shown less than the reporting limit.
 ND = Not detected
 Concentration in mg/L is posted under the well label.

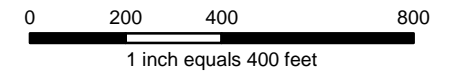


Figure 3-7

Harley-Davidson Motor Company Operations, Inc.
 York Vehicle Operations
 1425 Eden Road York, PA 17402

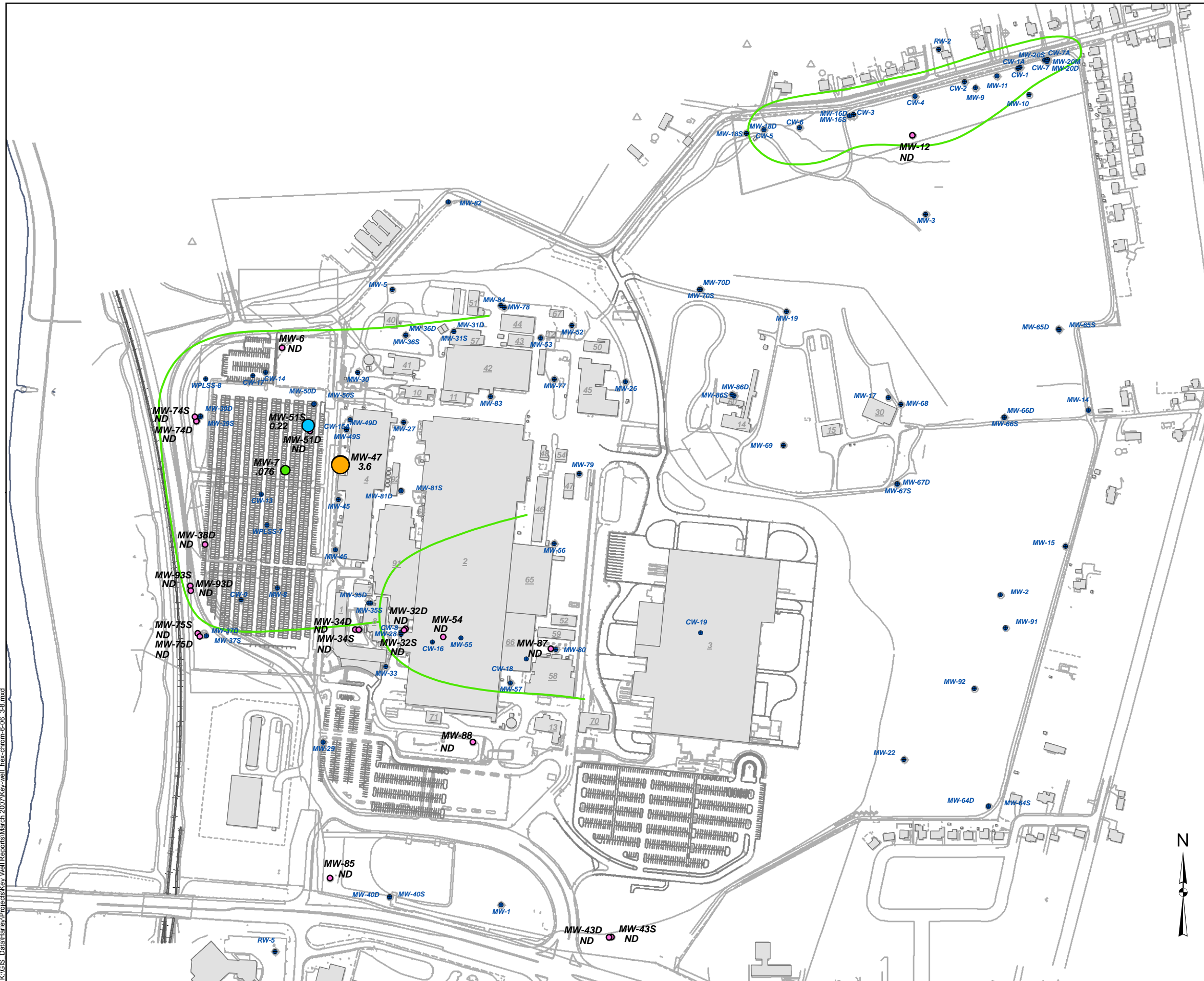
Key Well Chemistry Map –
 Total Chromium (Cr⁺³ and Cr⁺⁶, dissolved phase) in mg/L



Drawn	PAE 08/01/06	Checked
Revisions: AGM 3/5/07 Logo and Fig #		



K:\GIS Data\Harley\Projects\Key Well Reports\March 2007\Key Well Hex-chrom-6-06-3-8.mxd



Legend

- June 2006 Groundwater Capture Zone (approximate)
- Parking
- Railroad
- Codorus Creek
- Buildings
- Wells Not Sampled

Hexavalent Chromium in mg/L

- ≤ 0.05
- 0.05 to ≤ 0.10
- 0.10 to ≤ 1.0
- > 1.0

NOTE: Results from June 2006
 ND = Not detected
 Concentration in mg/L is posted under the well label.

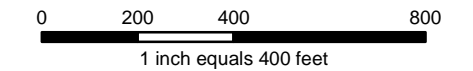


Figure 3-8



Harley-Davidson Motor Company Operations, Inc.
 York Vehicle Operations
 1425 Eden Road York, PA 17402

Key Well Chemistry Map - Hexavalent Chromium (Cr⁶⁺)



Drawn	Checked
PAE 08/01/06	
Revisions: AGM 3/5/07 Logo and Fig #	



Figure 4-1
Packed Tower Aerator Influent Chemistry - Total VOC Concentration
Harley-Davidson Motor Company Operations, Inc.
York Vehicle Operations
1425 Eden Road, York PA 17402

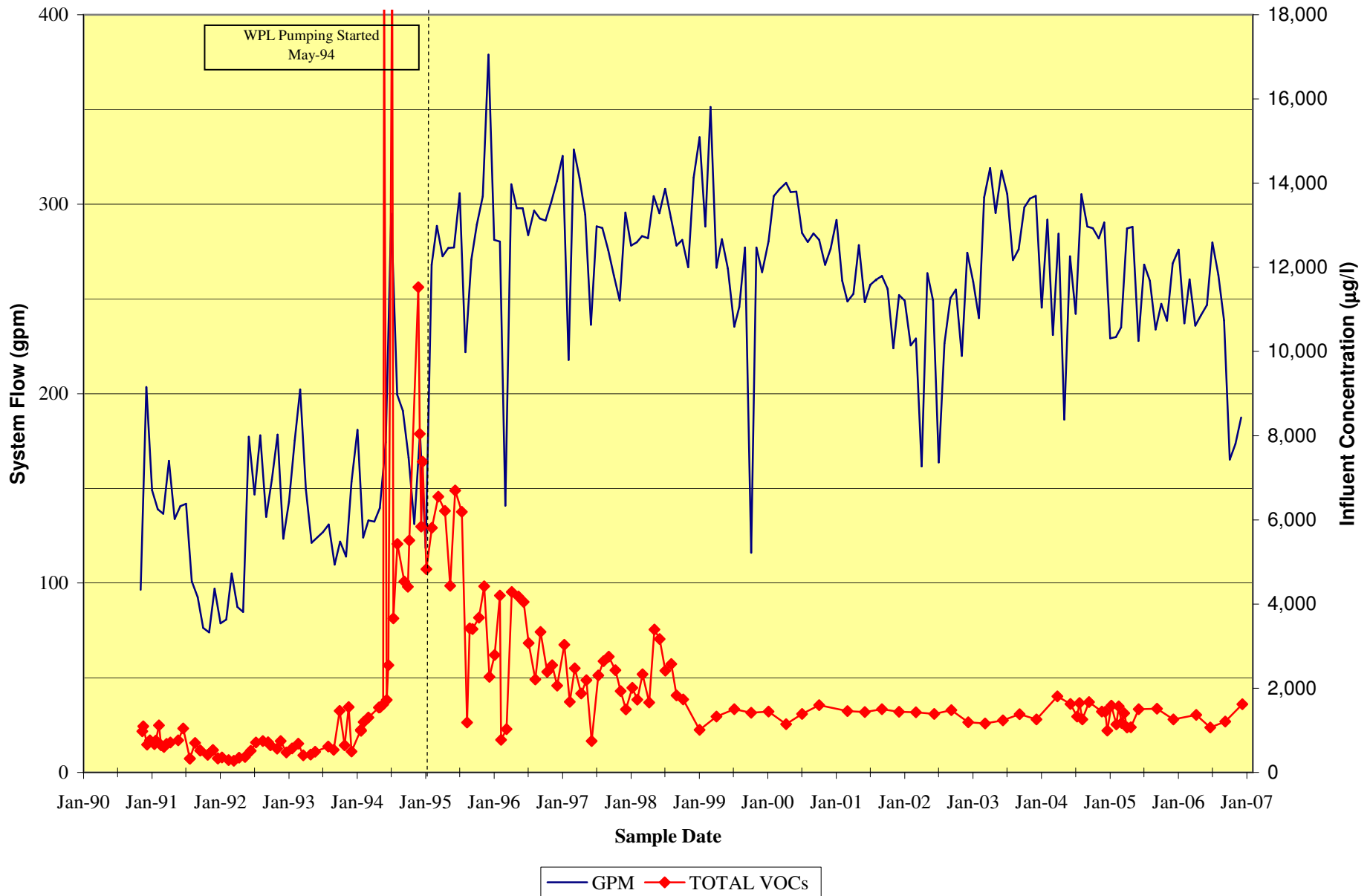


Figure 4-2
Packed Tower Aerator Influent Chemistry for NPDES Discharge Permit Required Compounds
Harley-Davidson Motor Company Operations, Inc.
York Vehicle Operations
1425 Eden Road, York PA 17402

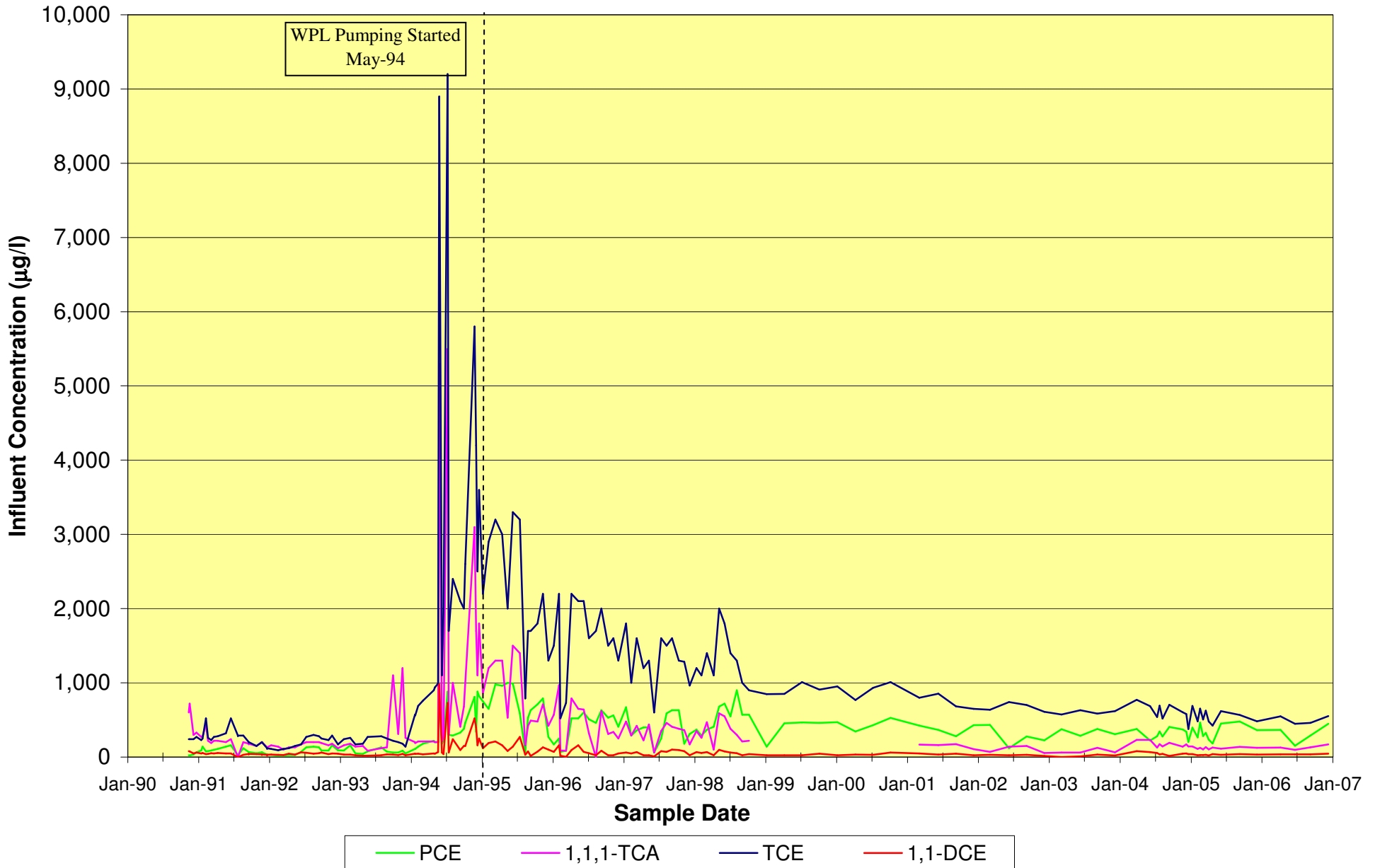
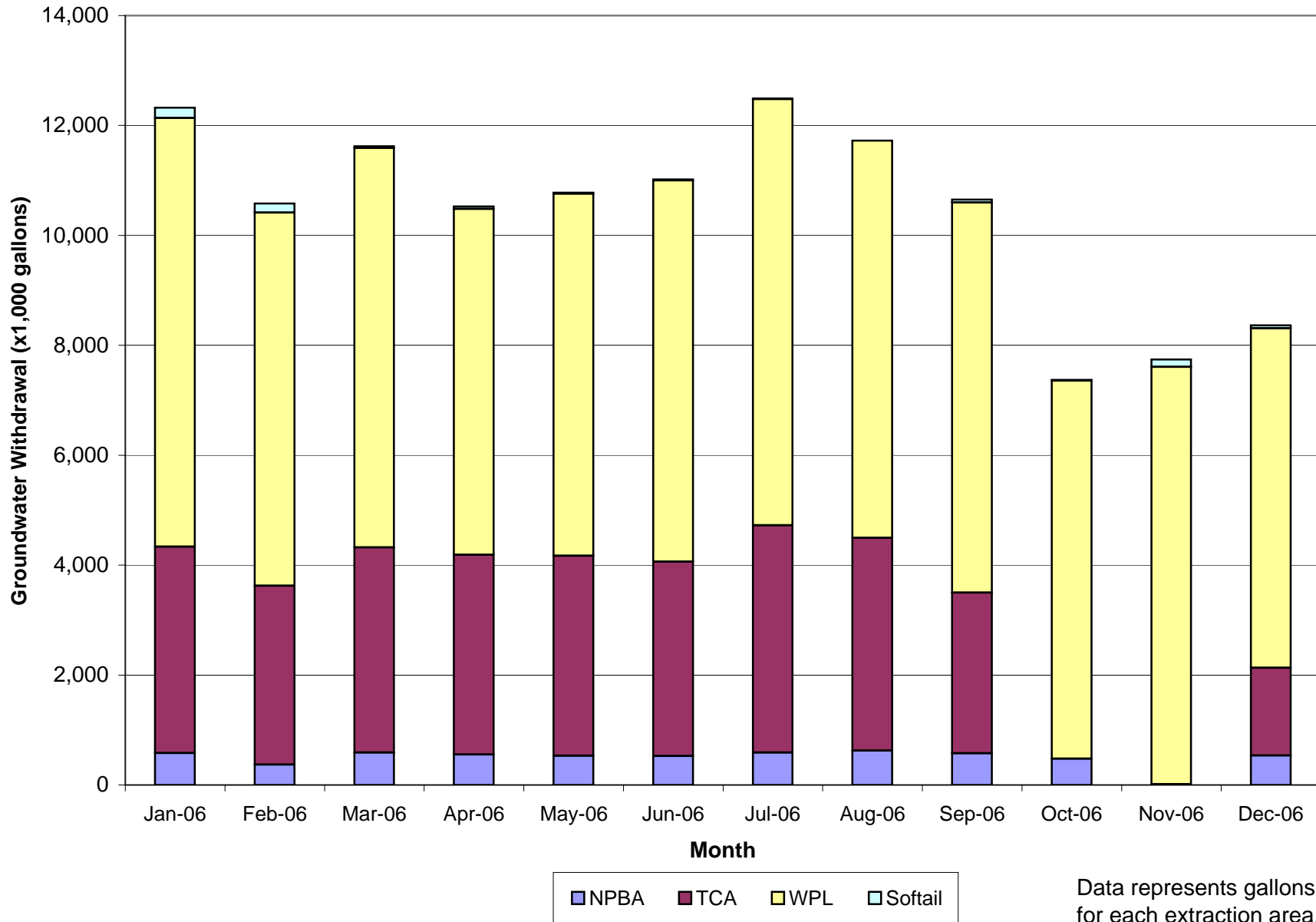


Figure 5-1
2006 Groundwater Withdrawals
Harley-Davidson Motor Company Operations, Inc.
York Vehicle Operations
1425 Eden Road, York PA 17402



Data represents gallons per month for each extraction area.

Figure 5-2
TCE in NPBA Extraction Wells
Harley-Davidson Motor Company Operations, Inc.
York Vehicle Operations
1425 Eden Road, York PA 17402
Start-up through December 7, 2005

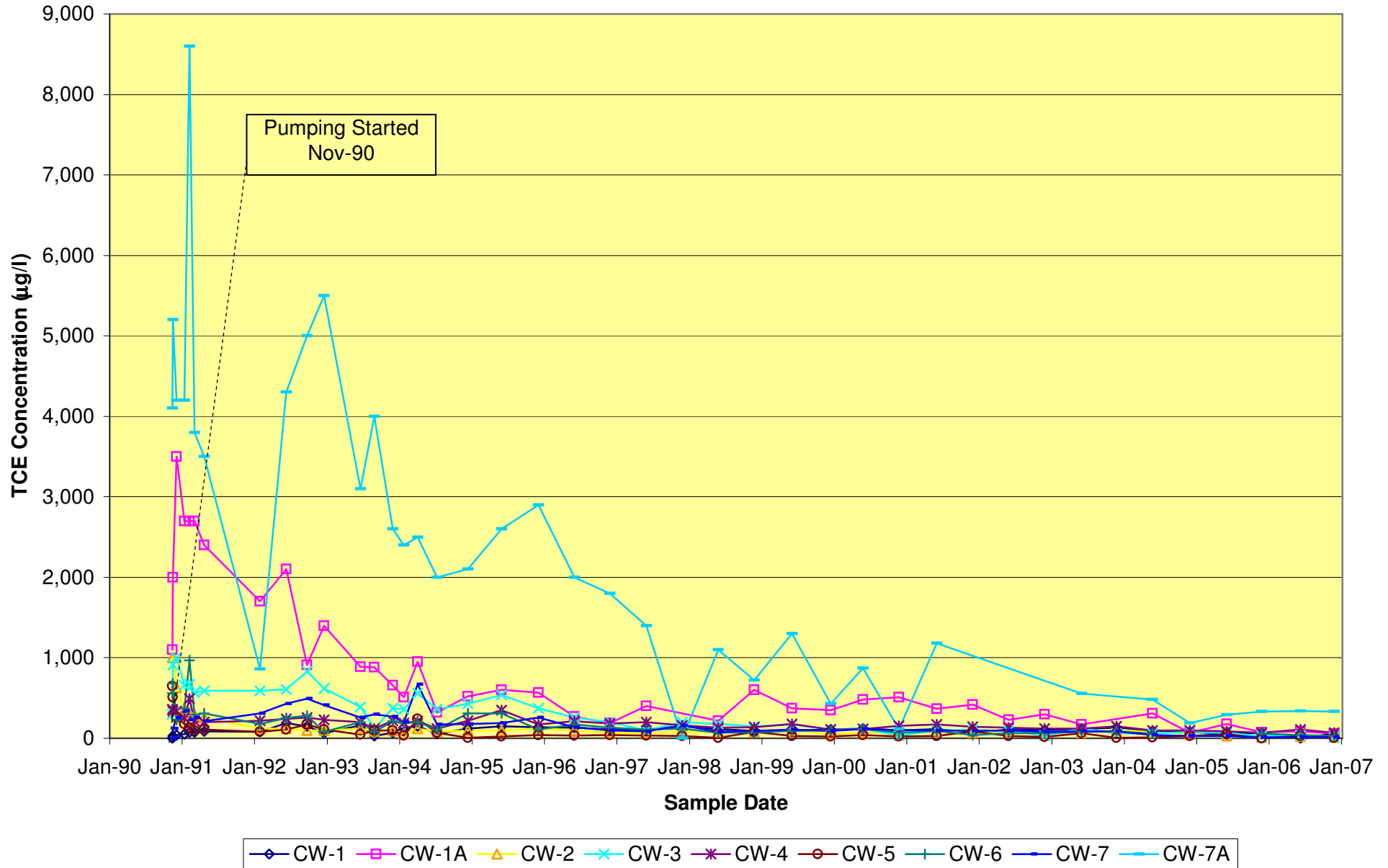


Figure 5-3
Predominant VOC Concentrations - Extraction Well CW-1
Harley-Davidson Motor Company Operations, Inc.
York Vehicle Operations
1425 Eden Road, York PA 17402

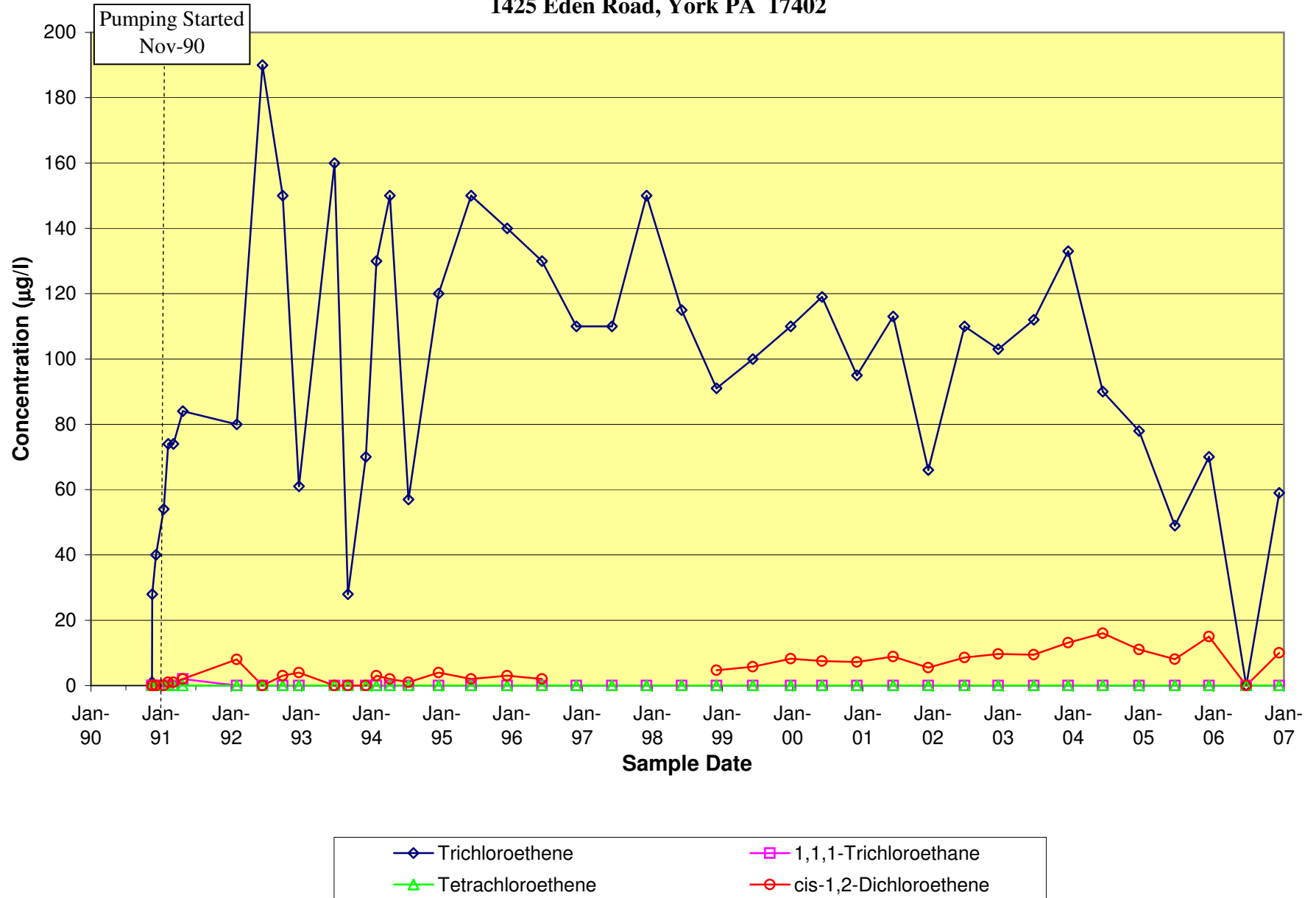


Figure 5-4
Predominant VOC Concentrations - Extraction Well CW-1A
Harley-Davidson Motor Company Operations, Inc.
York Vehicle Operations
1425 Eden Road, York PA 17402

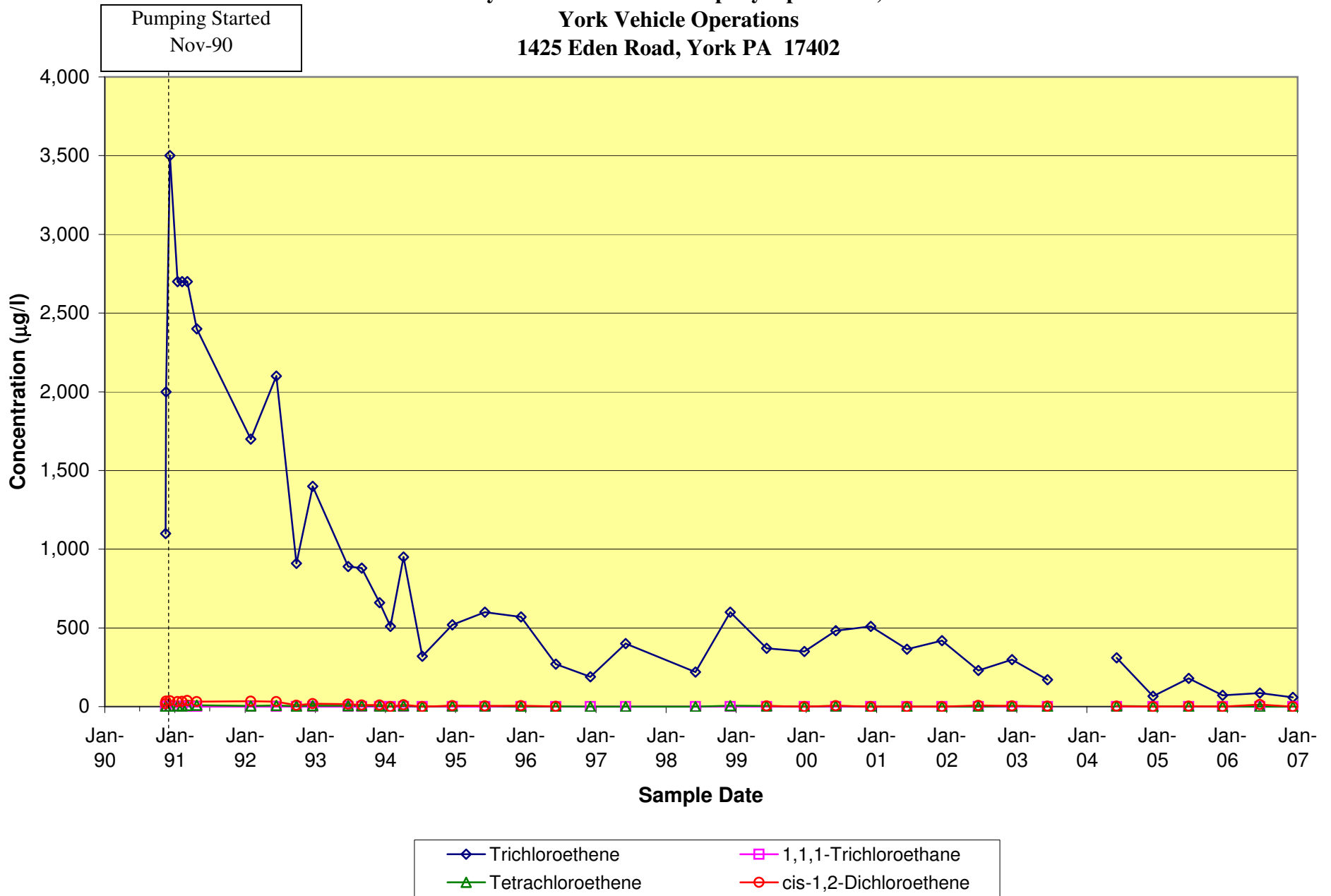


Figure 5-5
Predominant VOC Concentrations - Extraction Well CW-2
Harley-Davidson Motor Company Operations, Inc.
York Vehicle Operations
1425 Eden Road, York PA 17402

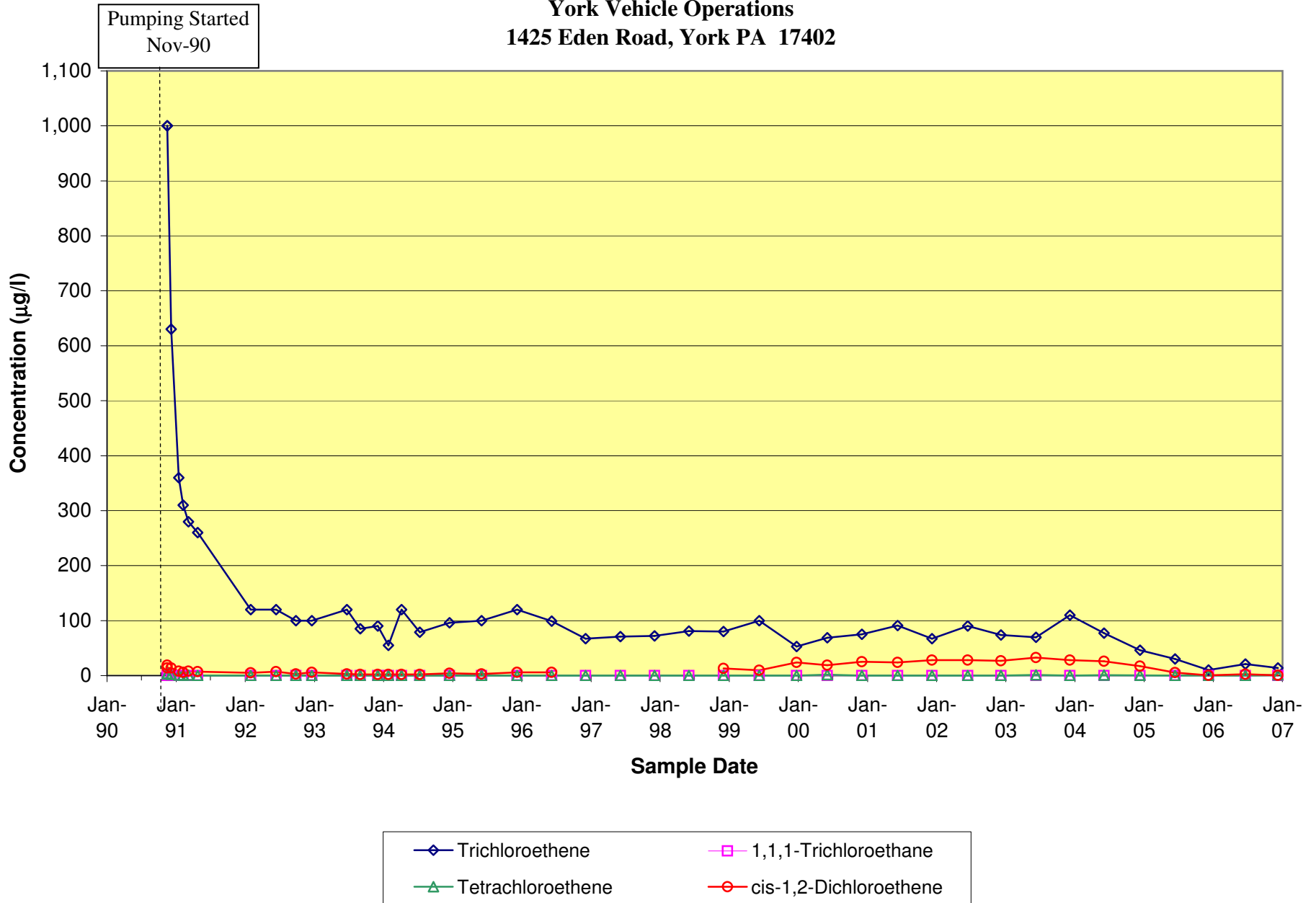


Figure 5-6
Predominant VOC Concentrations - Extraction Well CW-3
Harley-Davidson Motor Company Operations, Inc.
York Vehicle Operations
1425 Eden Road, York PA 17402

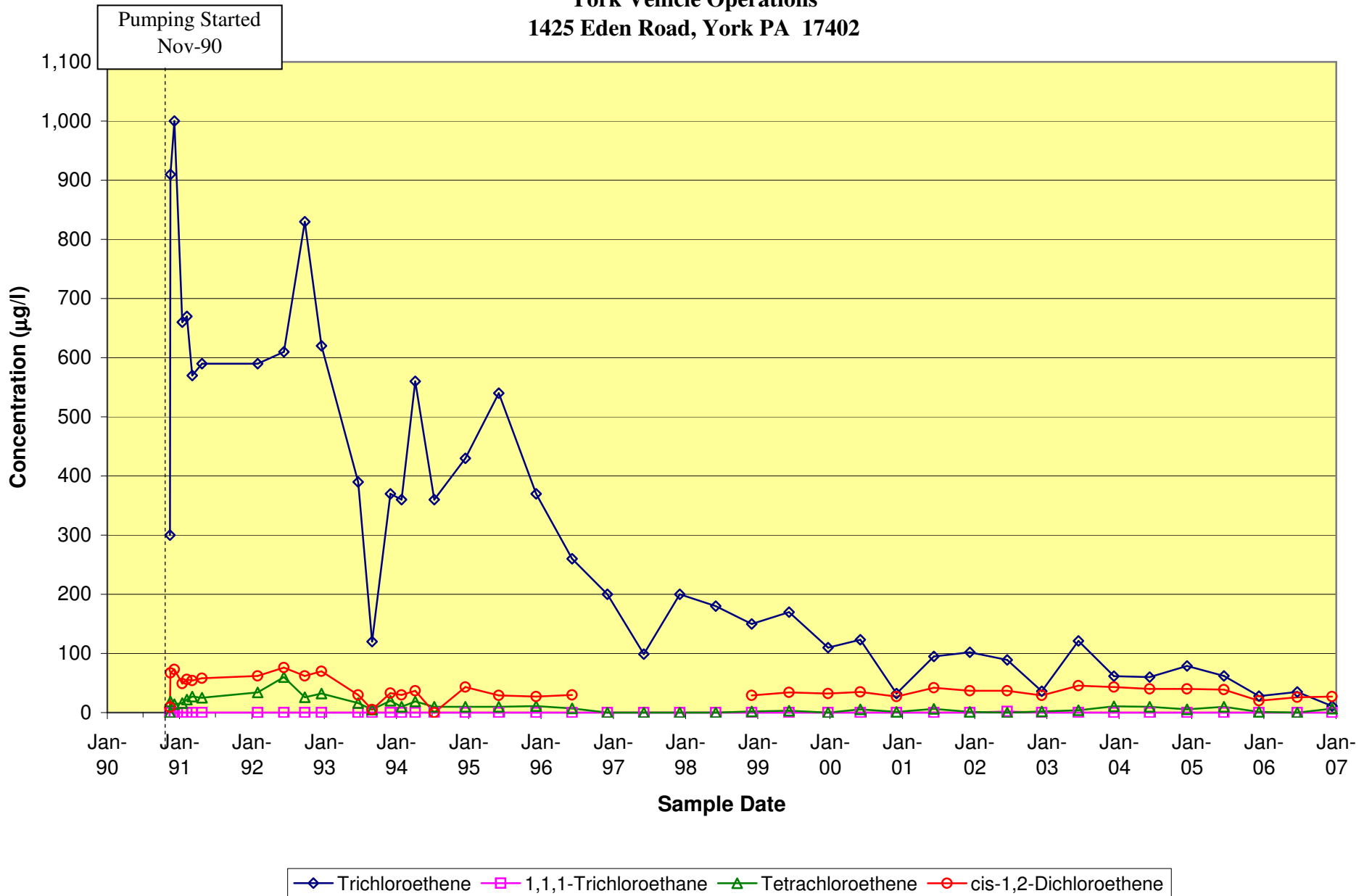


Figure 5-7
Predominant VOC Concentrations - Extraction Well CW-4
Harley-Davidson Motor Company Operations, Inc.
York Vehicle Operations, Inc.
1425 Eden Road, York PA 17402


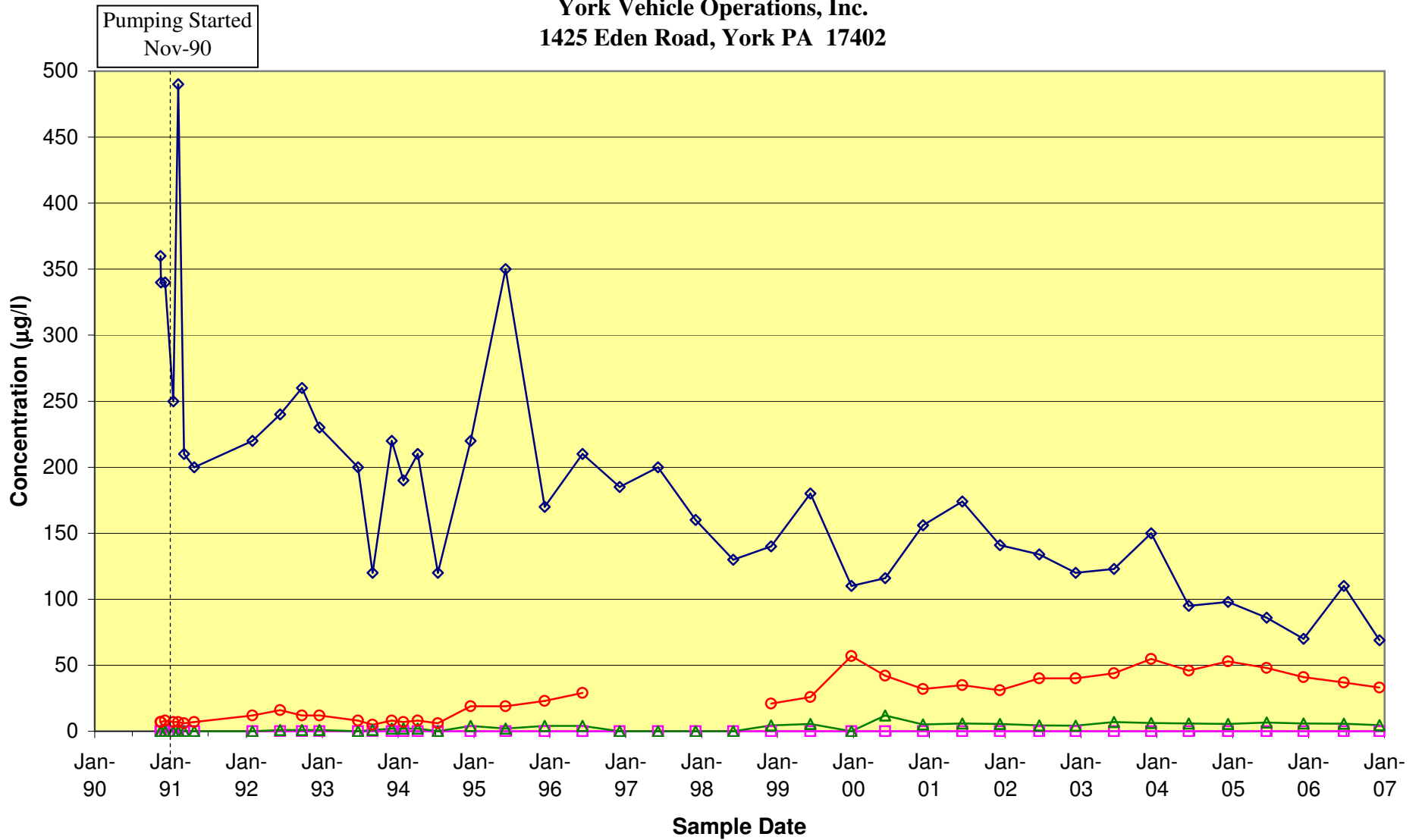


Figure 5-8
Predominant VOC Concentrations - Extraction Well CW-5
Harley-Davidson Motor Company Operations, Inc.
York Vehicle Operations
1425 Eden Road, York PA 17402

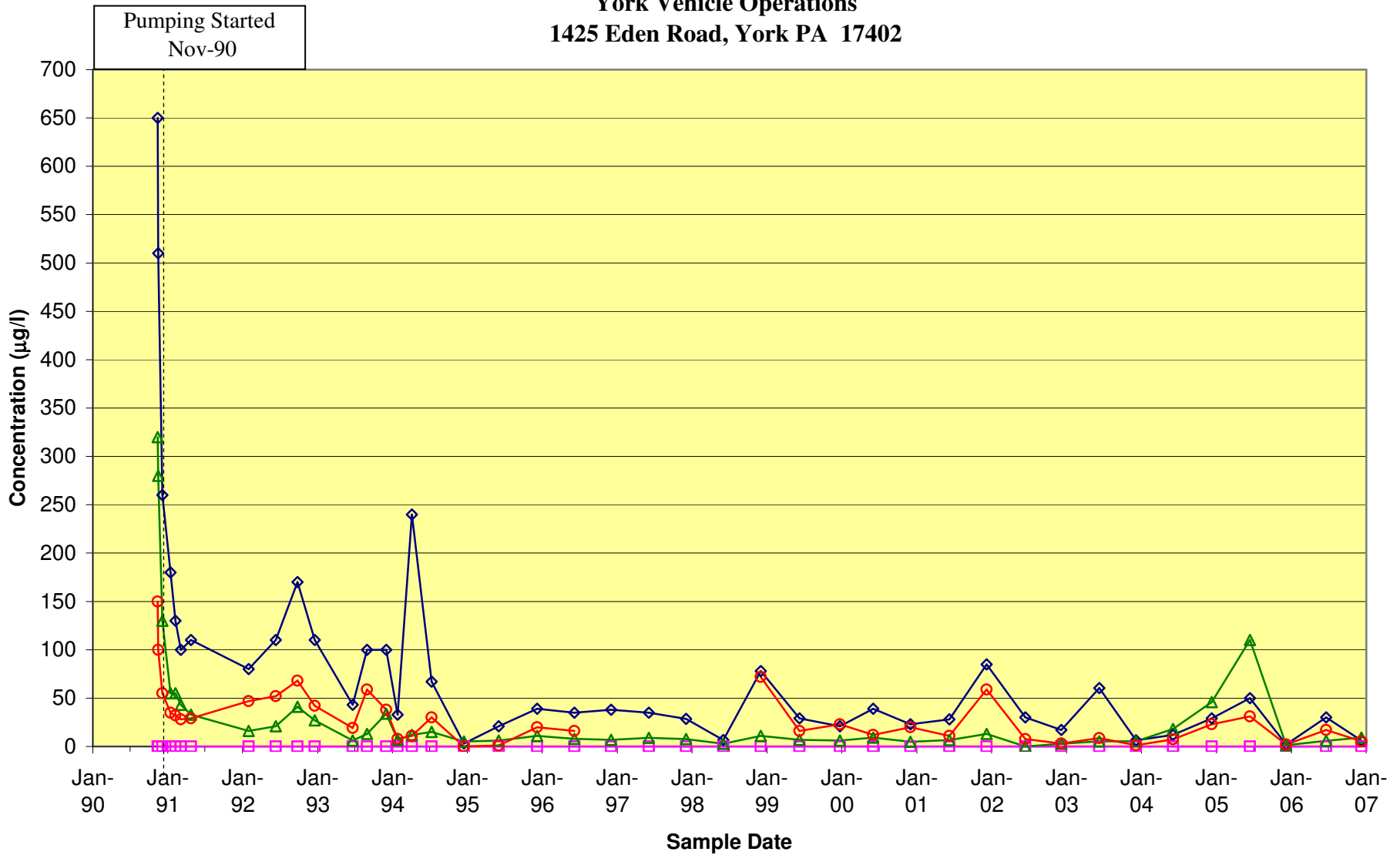


Figure 5-9
Predominant VOC Concentrations - Extraction Well CW-6
Harley-Davidson Motor Company Operations, Inc.
York Vehicle Operations
1425 Eden Road, York PA 17402

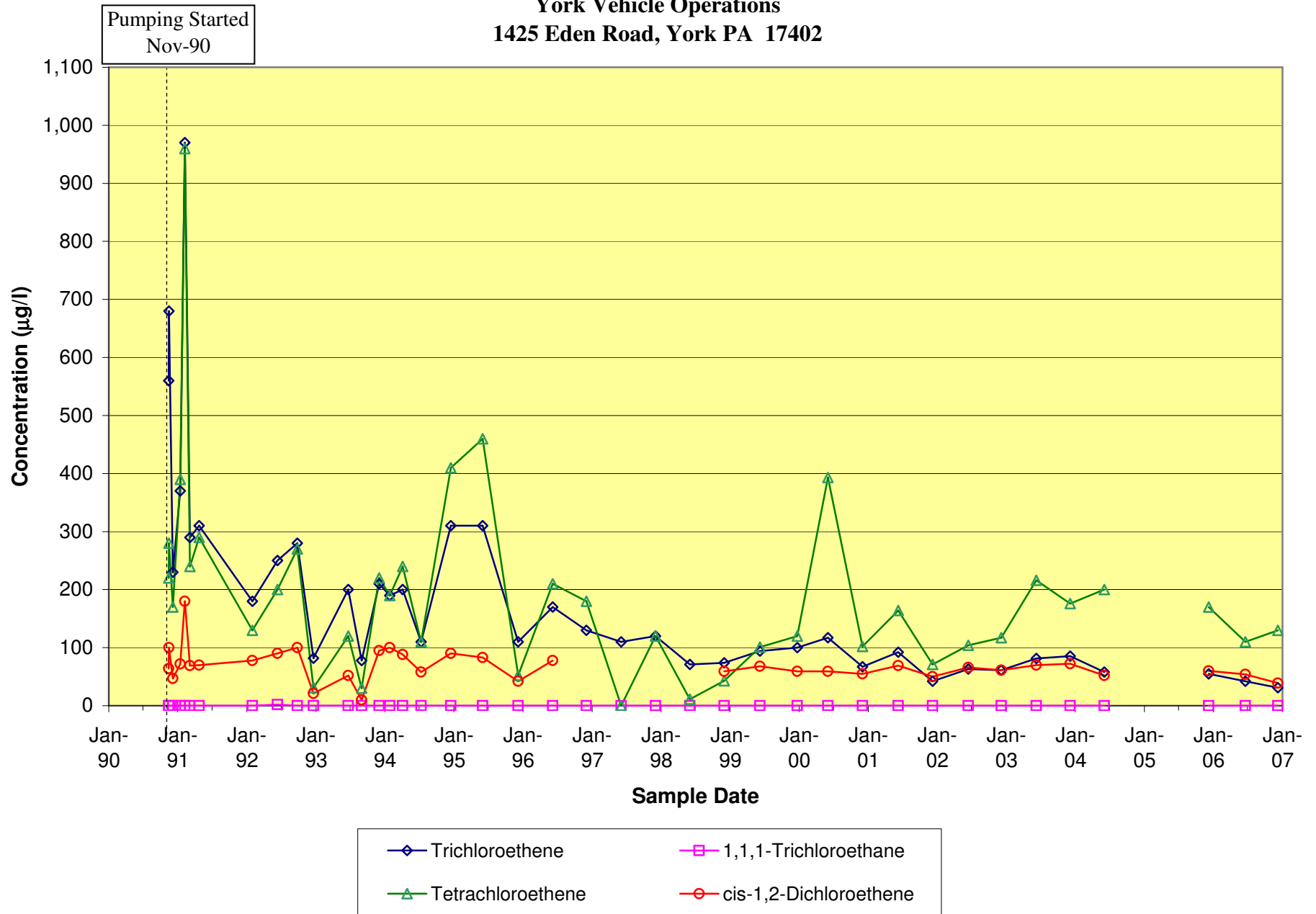


Figure 5-10
Predominant VOC Concentrations - Extraction Well CW-7
Harley-Davidson Motor Company Operations, Inc.
York Vehicle Operations
1425 Eden Road, York PA 17402

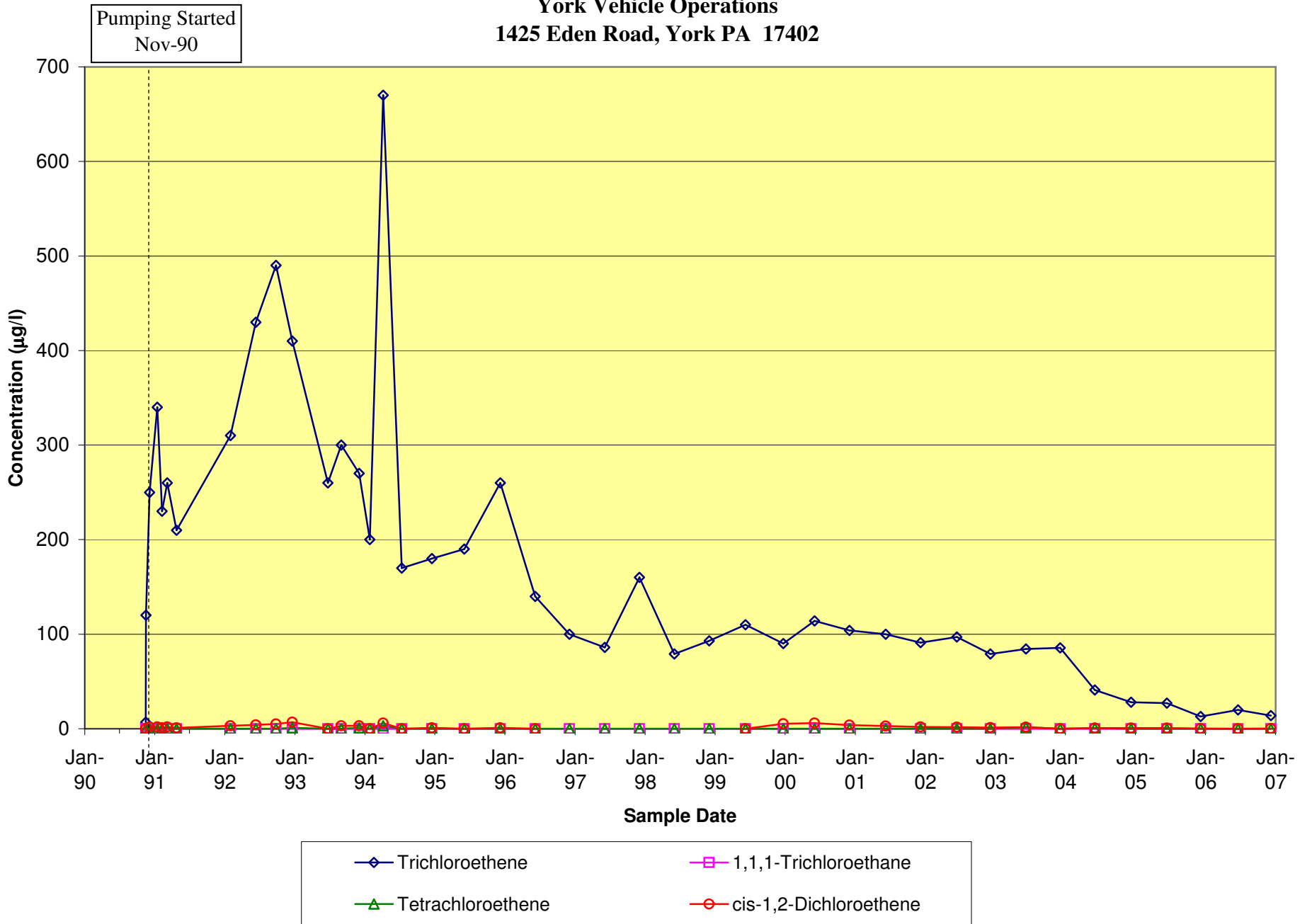


Figure 5-11
Predominant VOC Concentrations - Extraction Well CW-7A
Harley-Davidson Motor Company Operations, Inc.
York Vehicle Operations
1425 Eden Road, York PA 17402

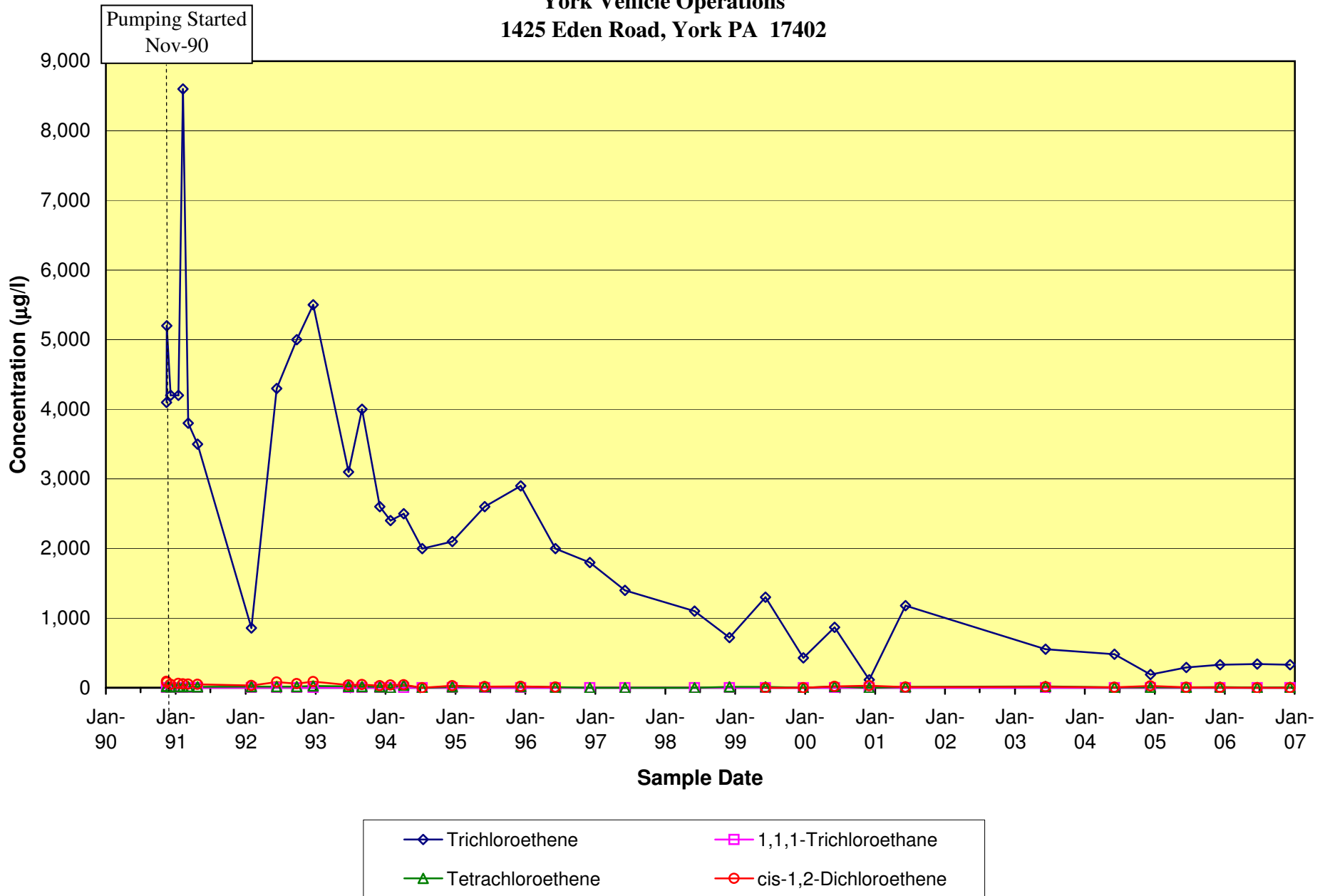


Figure 5-12
TCE in NPBA Key Monitoring Wells
Harley-Davidson Motor Company Operations, Inc.
York Vehicle Operations
1425 Eden Road, York PA 17402

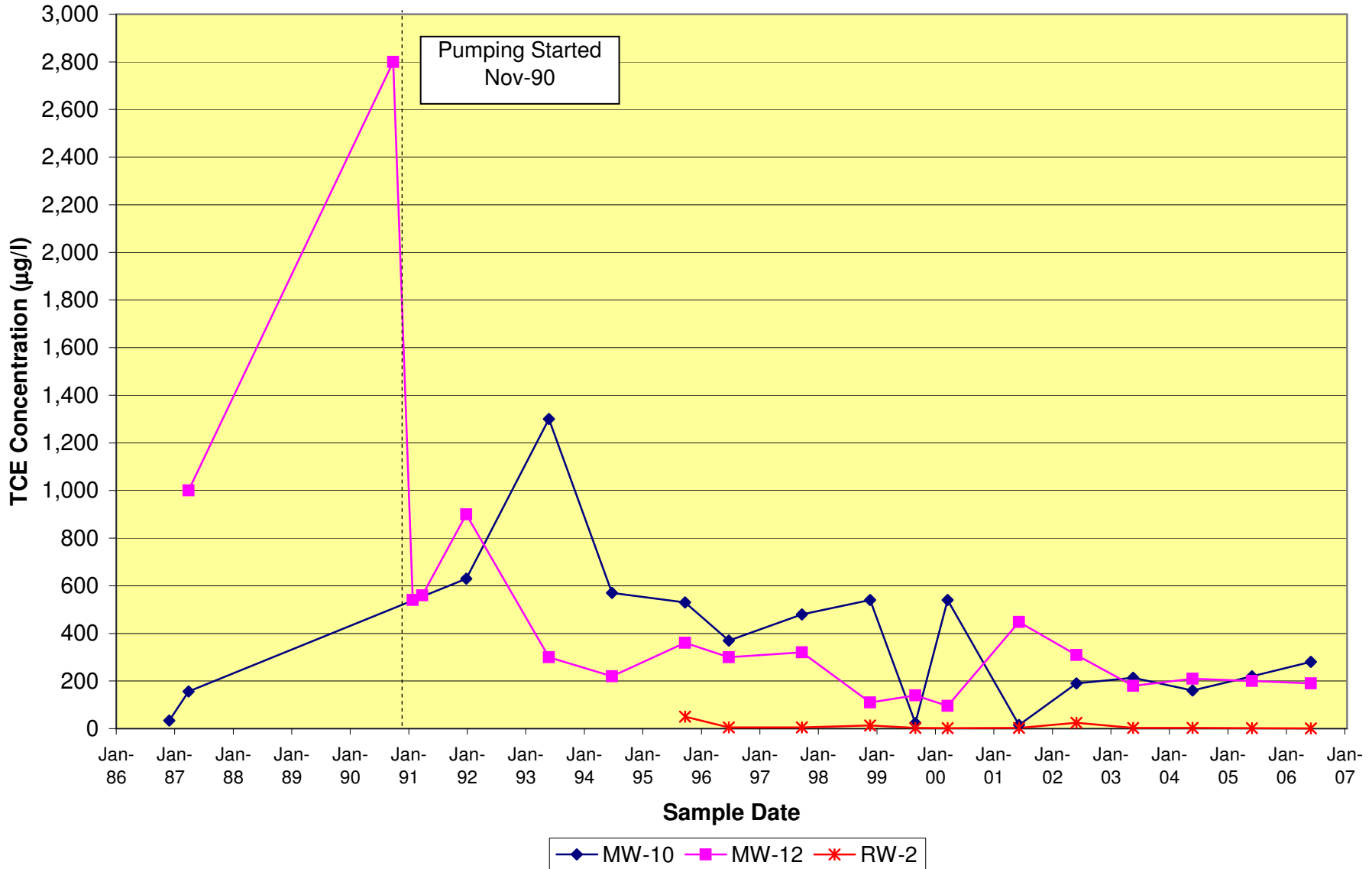


Figure 6-1
TCA in TCA Tank Area Extraction Wells
Harley-Davidson Motor Company Operations, Inc.
York Vehicle Operations
1425 Eden Road, York PA 17402

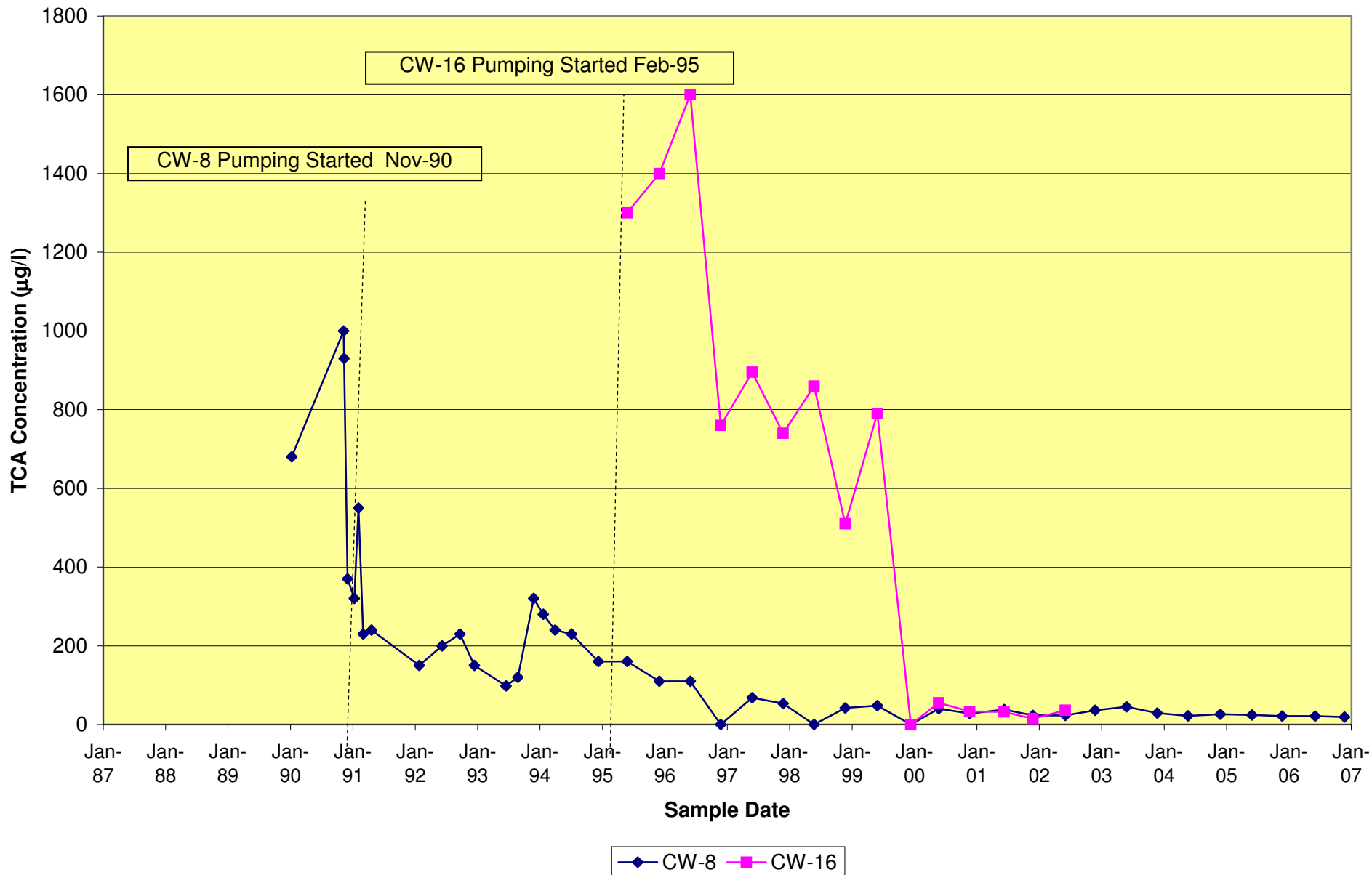


Figure 6-2
TCA in TCA Tank Area Monitoring Wells
Harley-Davidson Motor Company Operations, Inc.
York Vehicle Operations
1425 Eden Road, York PA 17402

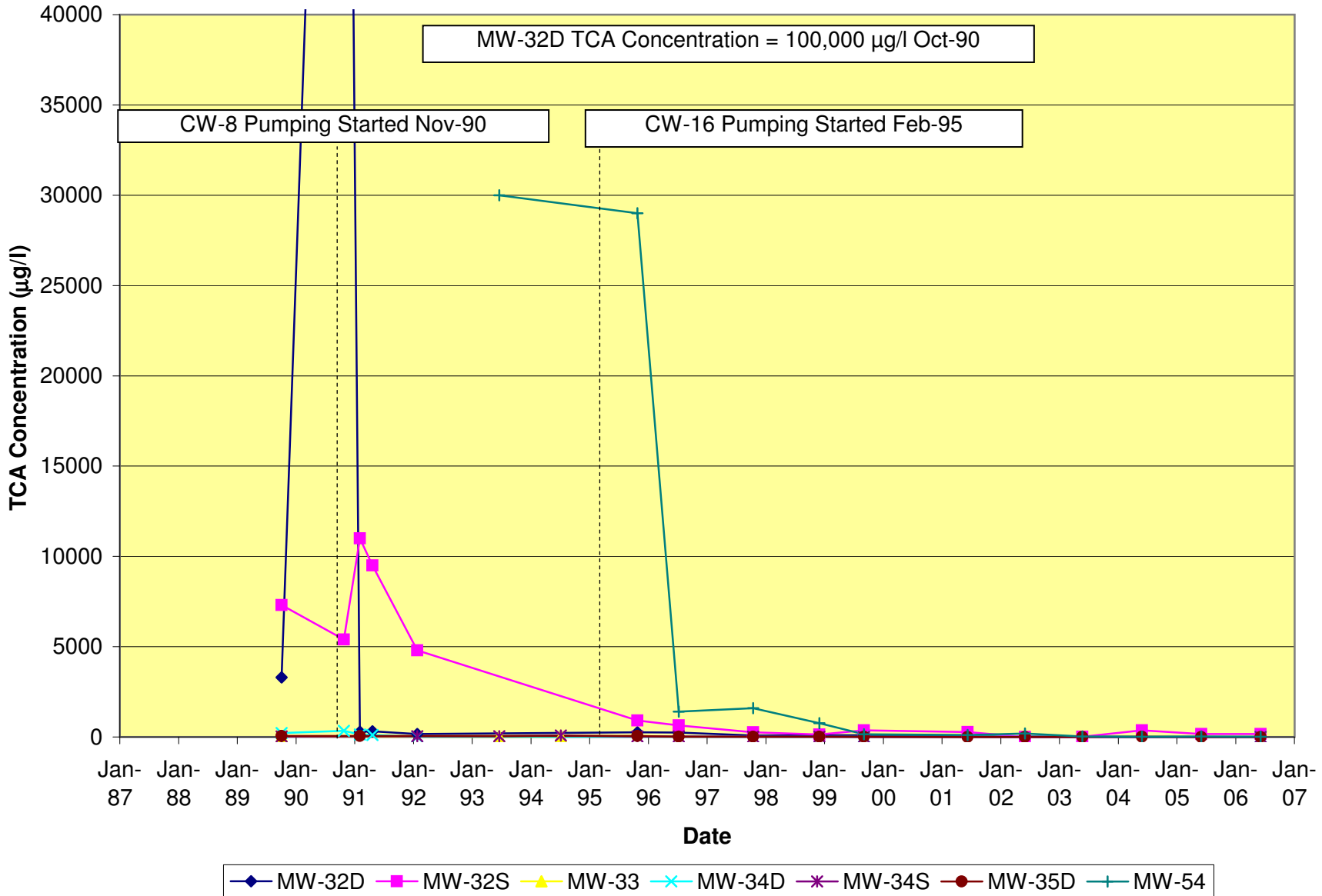


Figure 6-3
TCE in TCA Tank Area Extraction Wells
Harley-Davidson Motor Company Operations, Inc.
York Vehicle Operations
1425 Eden Road, York PA 17402

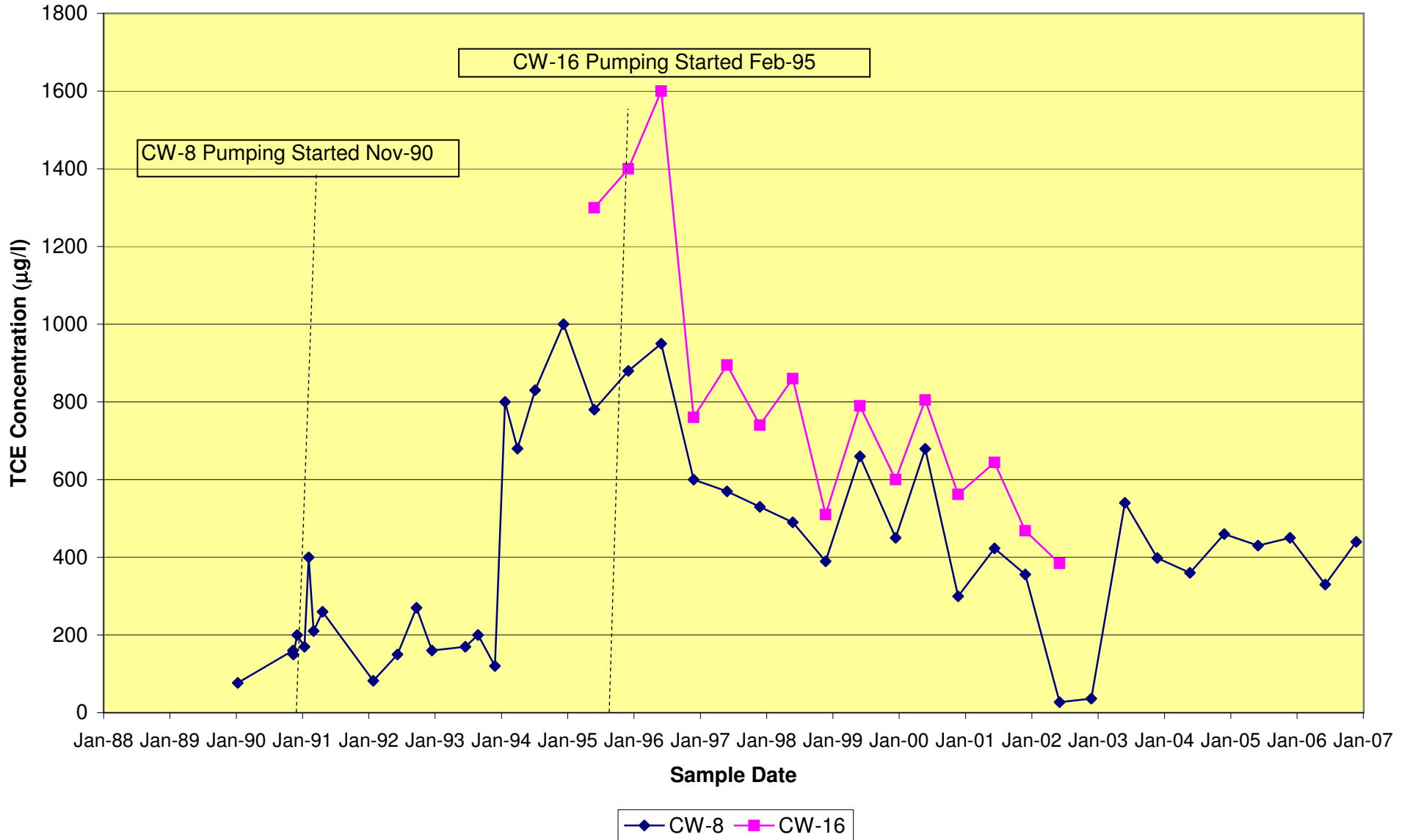


Figure 6-4
Predominant VOC Concentrations - Extraction Well CW-8
Harley-Davidson Motor Company Operations, Inc.
York Vehicle Operations
1425 Eden Road, York PA 17402

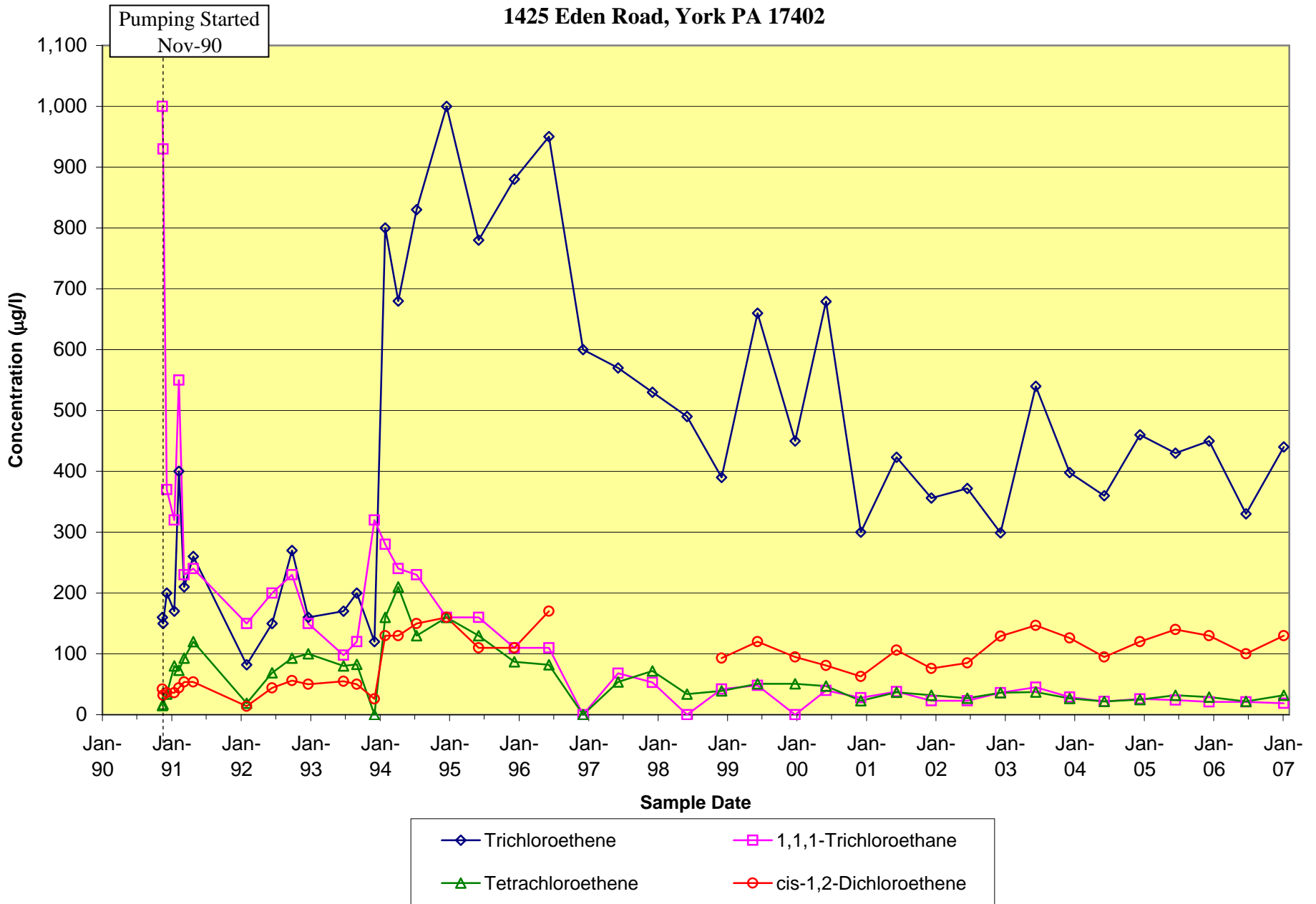


Figure 6-5
TCE in TCA Area Monitoring Wells
Harley-Davidson Motor Company Operations, Inc.
York Vehicle Operations
1425 Eden Road, York PA 17402

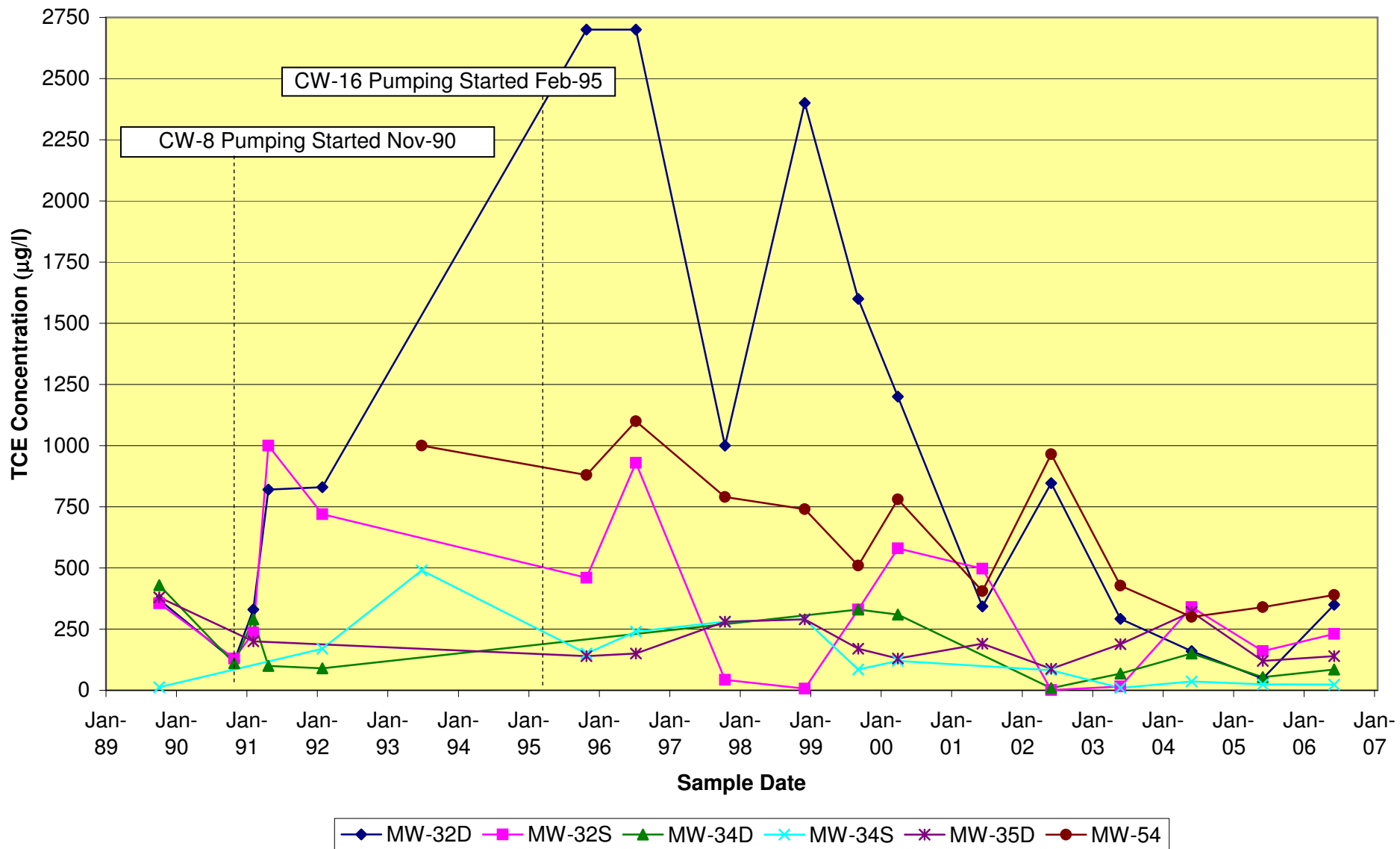


Figure 7-1
TCE in WPL Extraction Wells
Harley-Davidson Motor Company Operations, Inc.
York Vehicle Operations
1425 Eden Road, York PA 17402

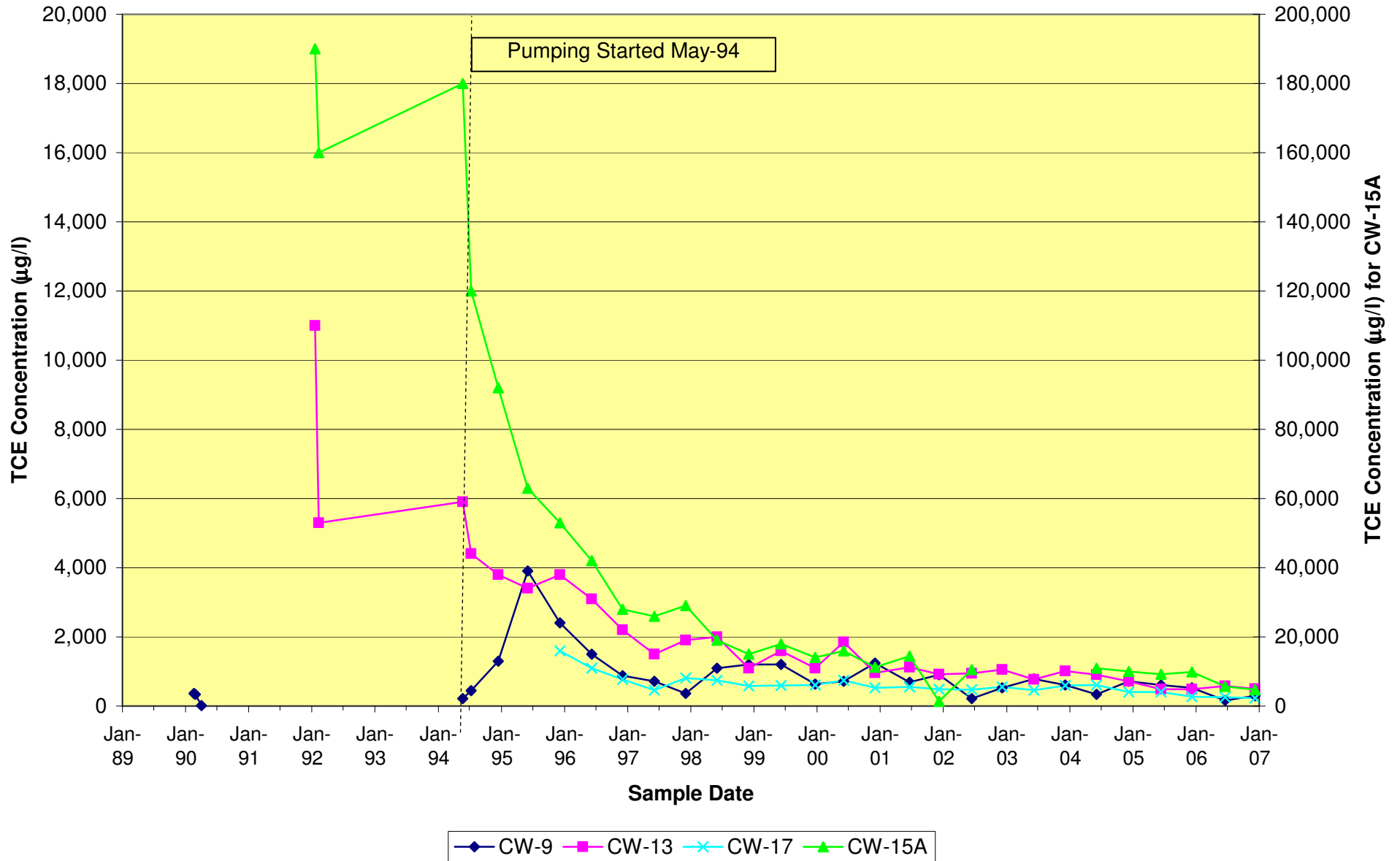


Figure 7-2
Predominant VOC Concentrations - Extraction Well CW-9
Harley-Davidson Motor Company Operations, Inc.
York Vehicle Operations
1425 Eden Road, York PA 17402

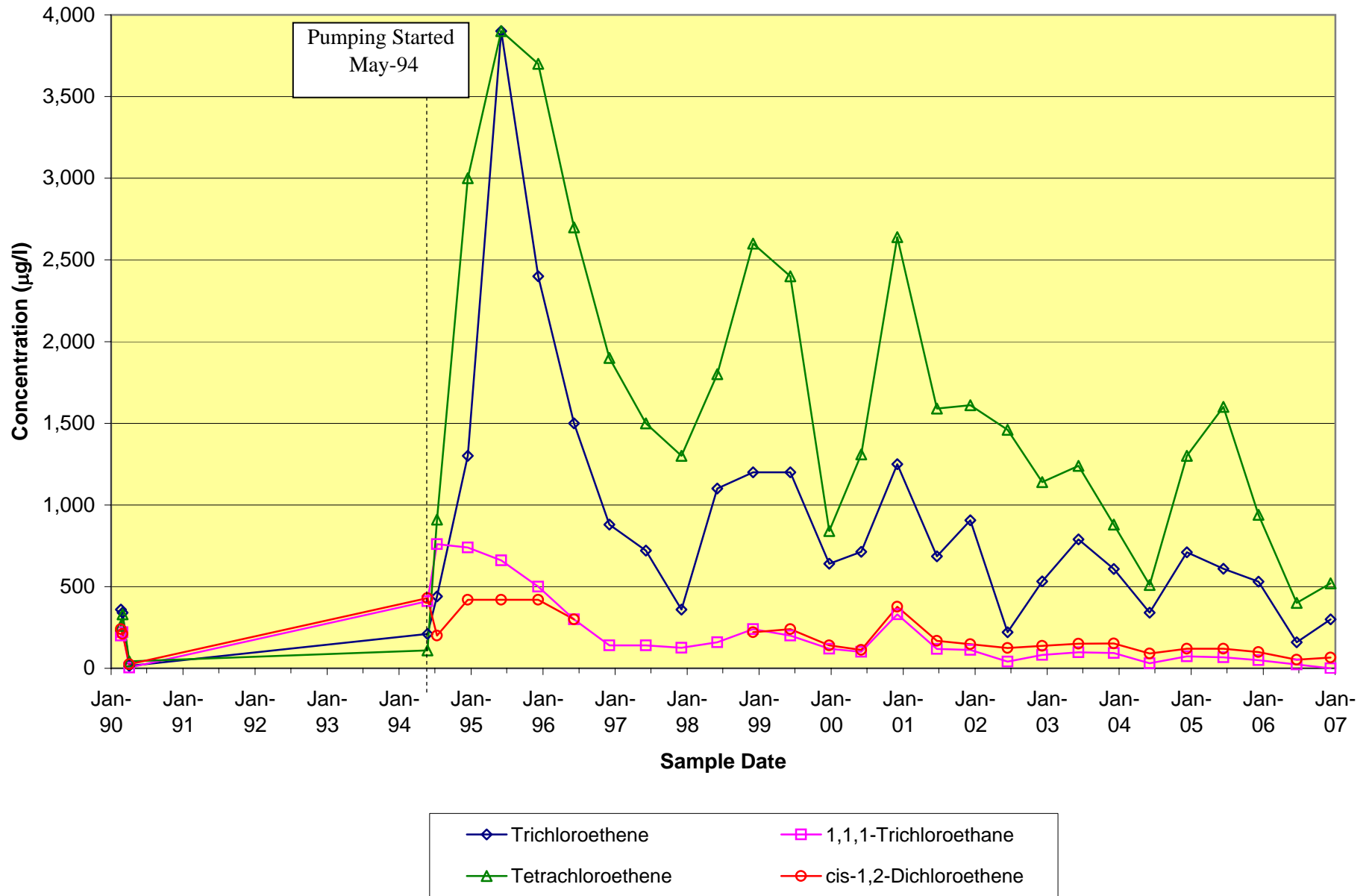


Figure 7-3
Predominant VOC Concentrations - Extraction Well CW-13
Harley-Davidson Motor Company Operations, Inc.
York Vehicle Operations
1425 Eden Road, York PA 17402

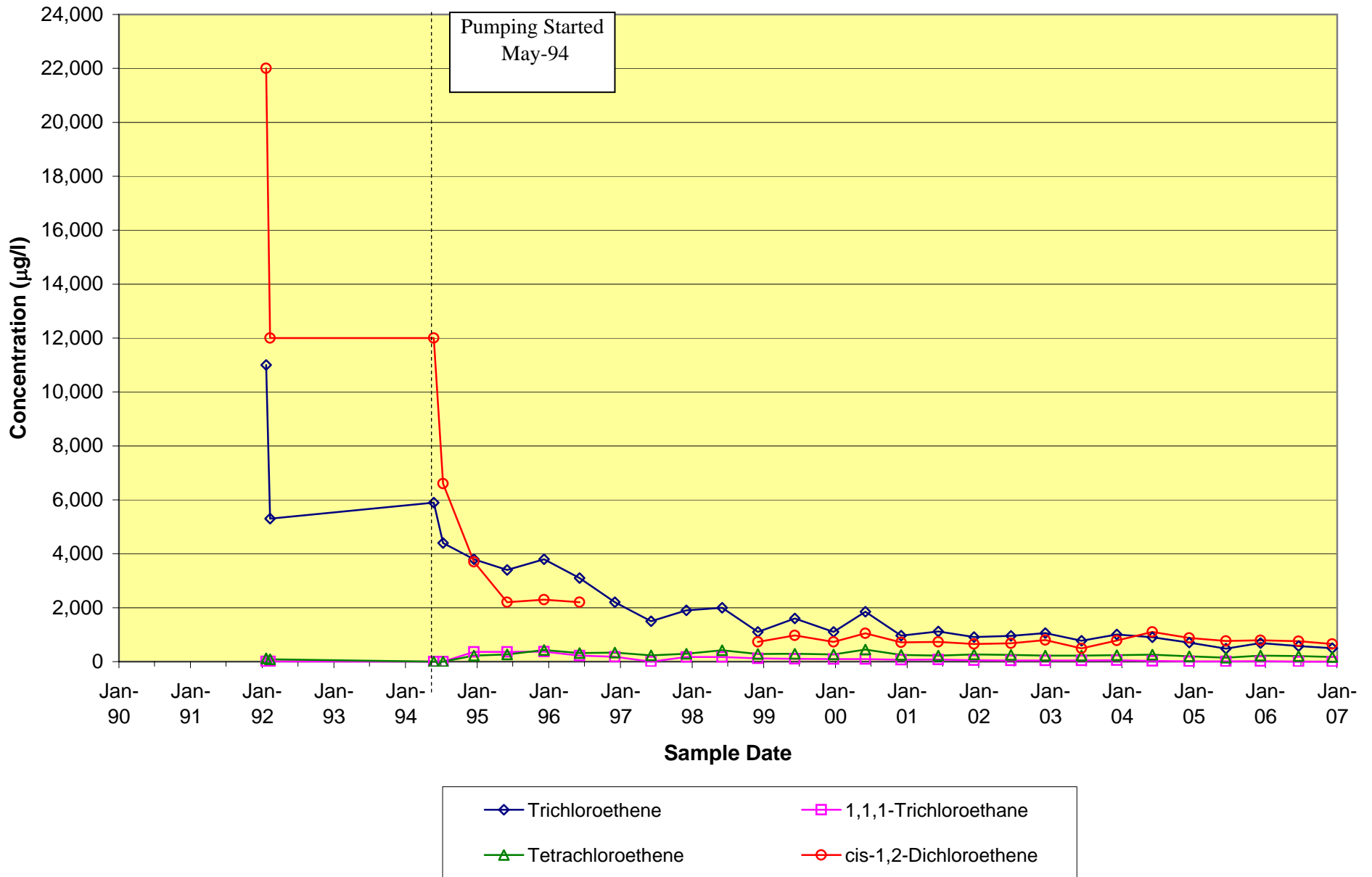


Figure 7-4
Predominant VOC Concentrations - Extraction Well CW-15A
Harley-Davidson Motor Company Operations, Inc.
York Vehicle Operations
1425 Eden Road, York PA 17402

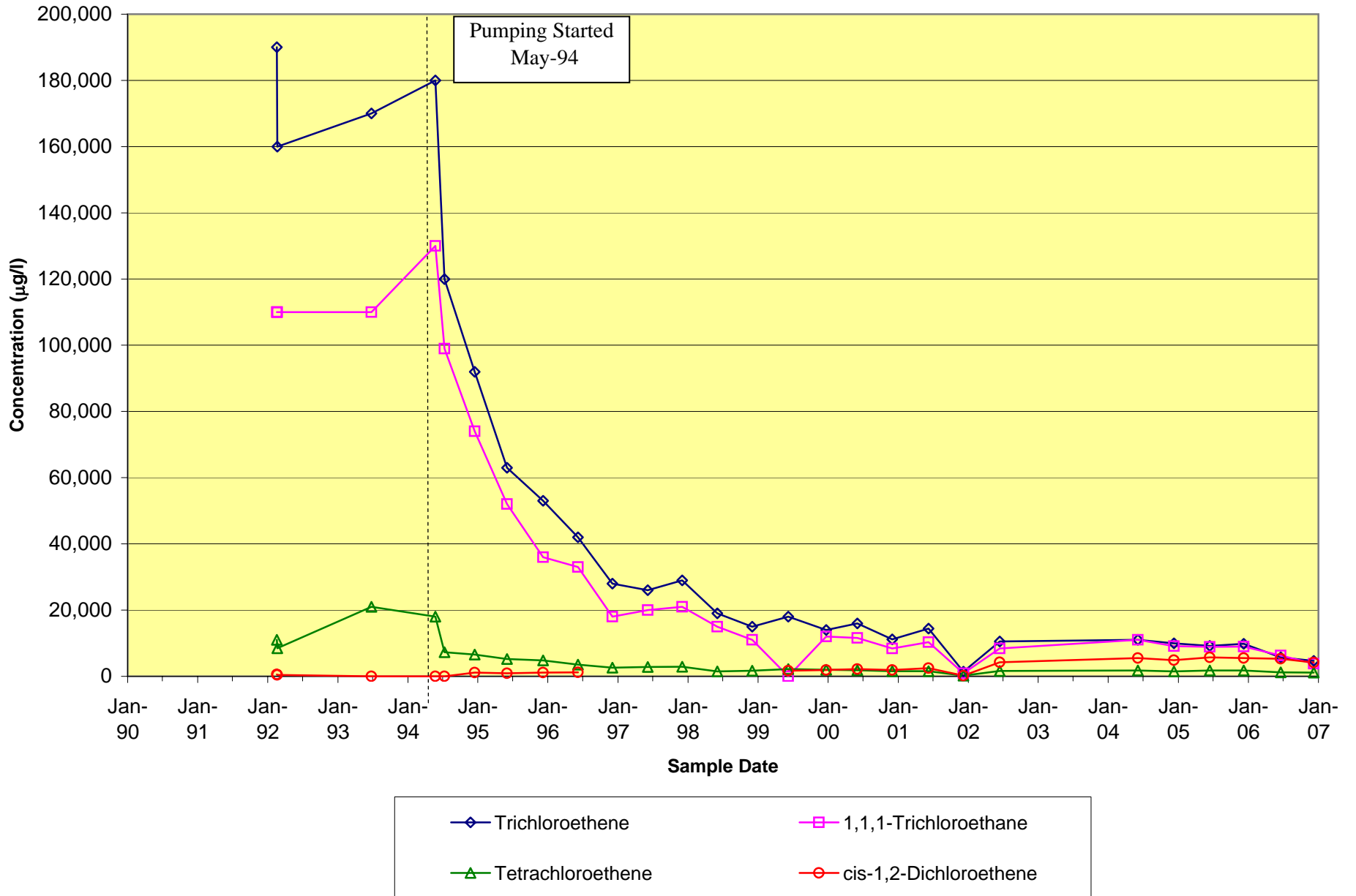


Figure 7-5
Predominant VOC Concentrations
Extraction Wells CW-14 and CW-17
York Vehicle Operations
1425 Eden Road, York PA 17402

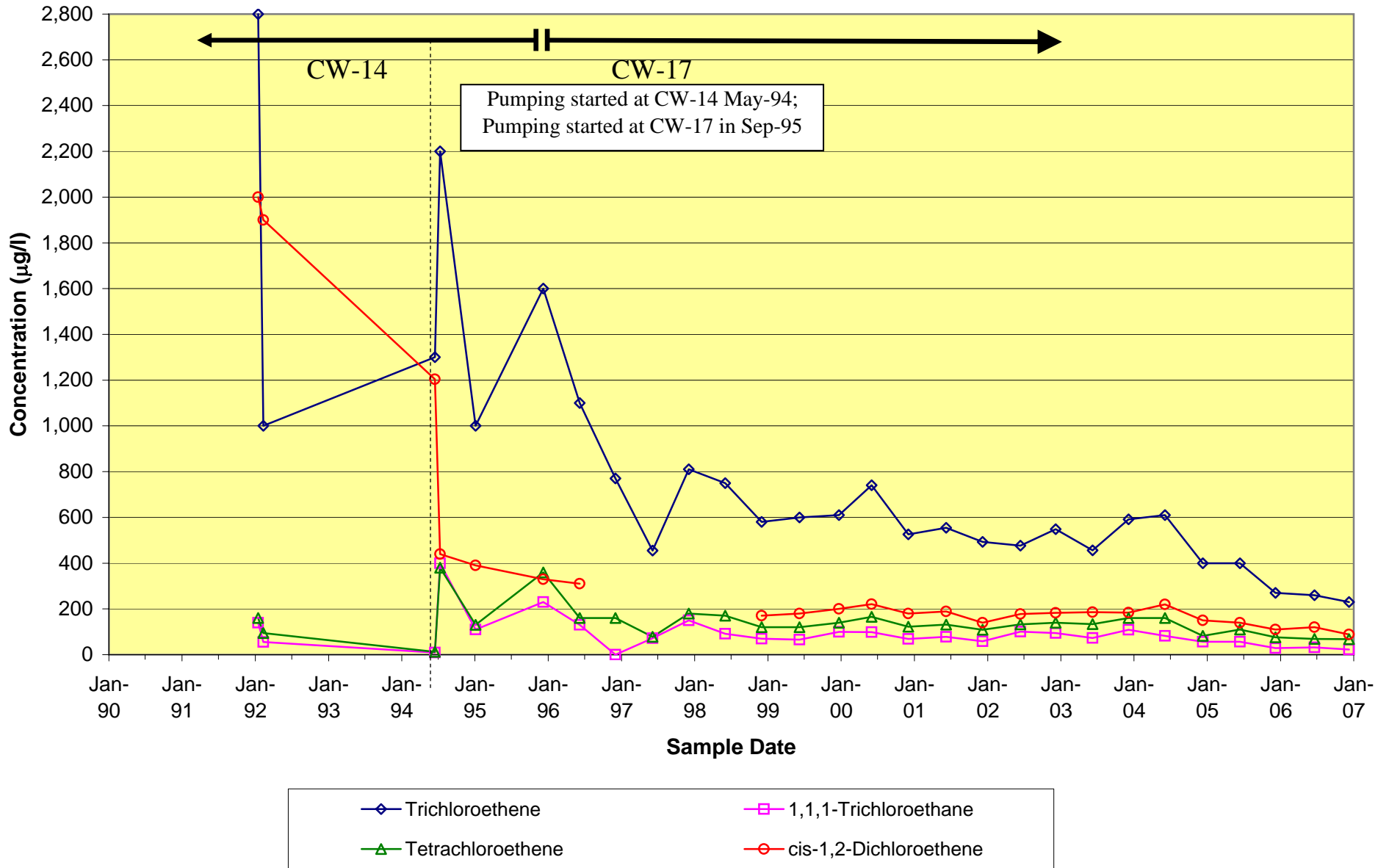


Figure 7-6
TCE in Northern WPL Monitoring Wells
Harley-Davidson Motor Company Operations, Inc.
York Vehicle Operations
1425 Eden Road, York PA 17402

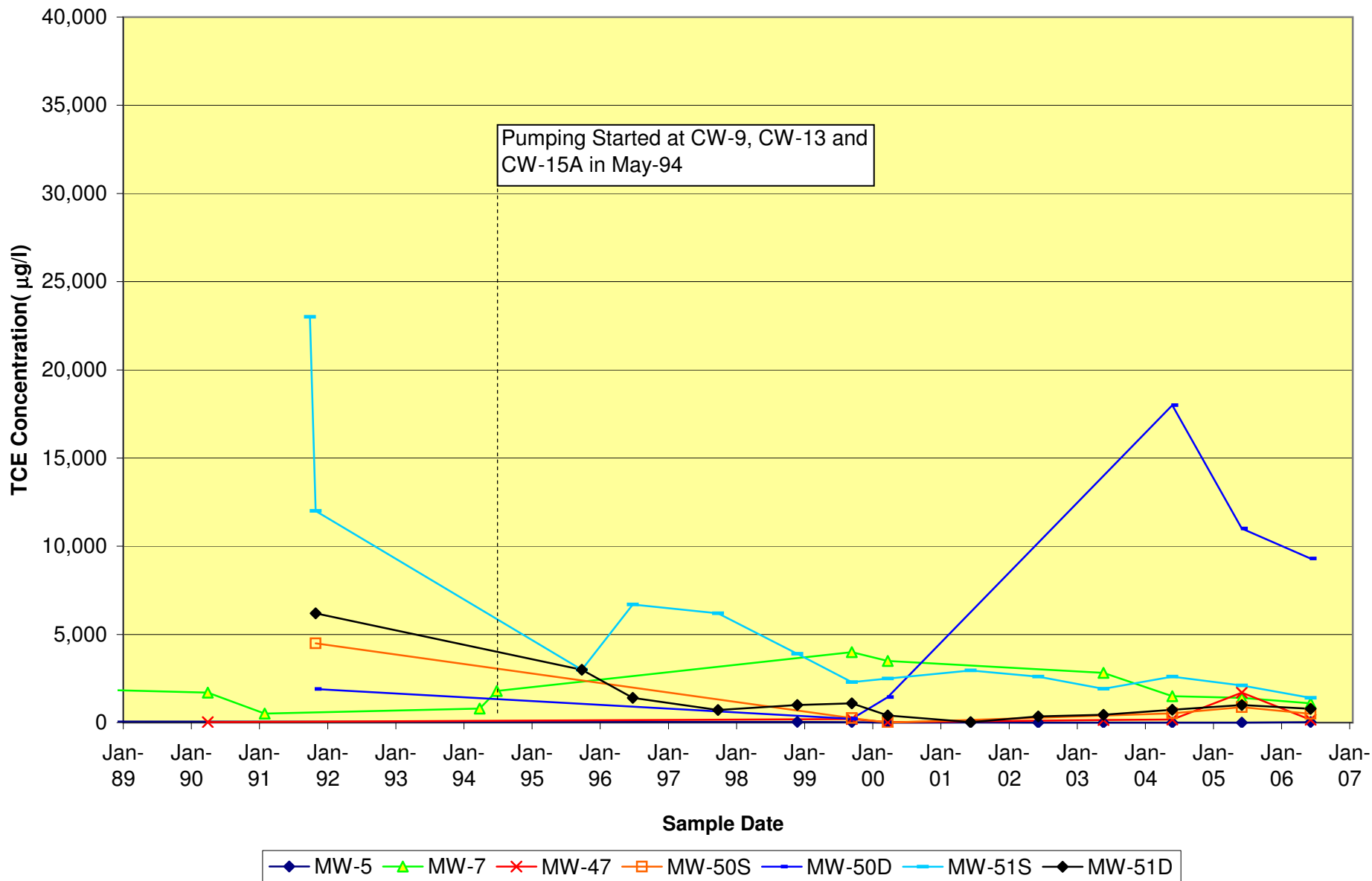


Figure 7-7
TCE in Northern WPL Monitoring Wells
Harley-Davidson Motor Company Operations, Inc.
York Vehicle Operations
1425 Eden Road, York PA 17402

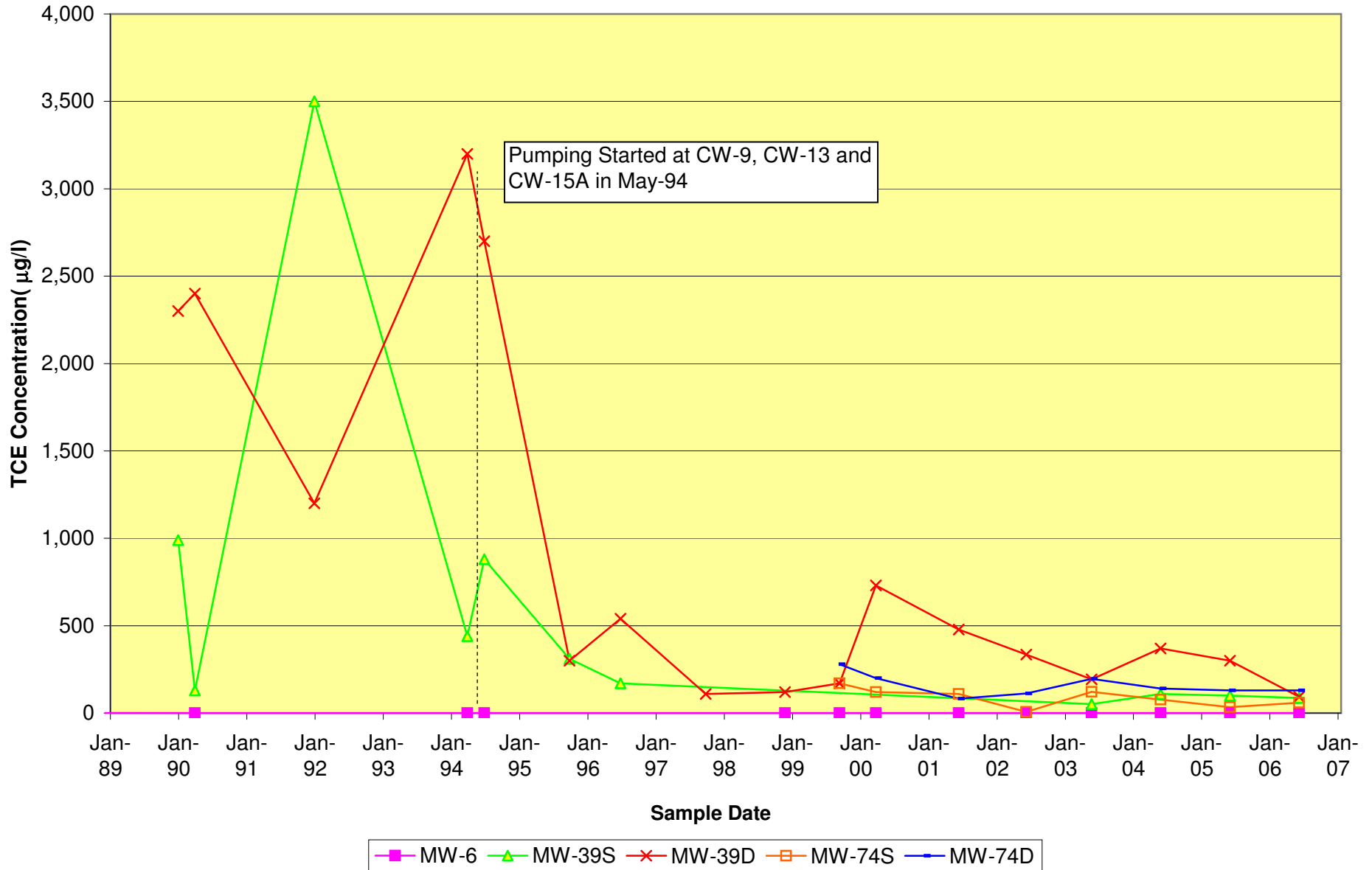


Figure 7-8
TCE in Southern WPL Monitoring Wells
Harley-Davidson Motor Company Operations, Inc.
York Vehicle Operations
1425 Eden Road, York PA 17402

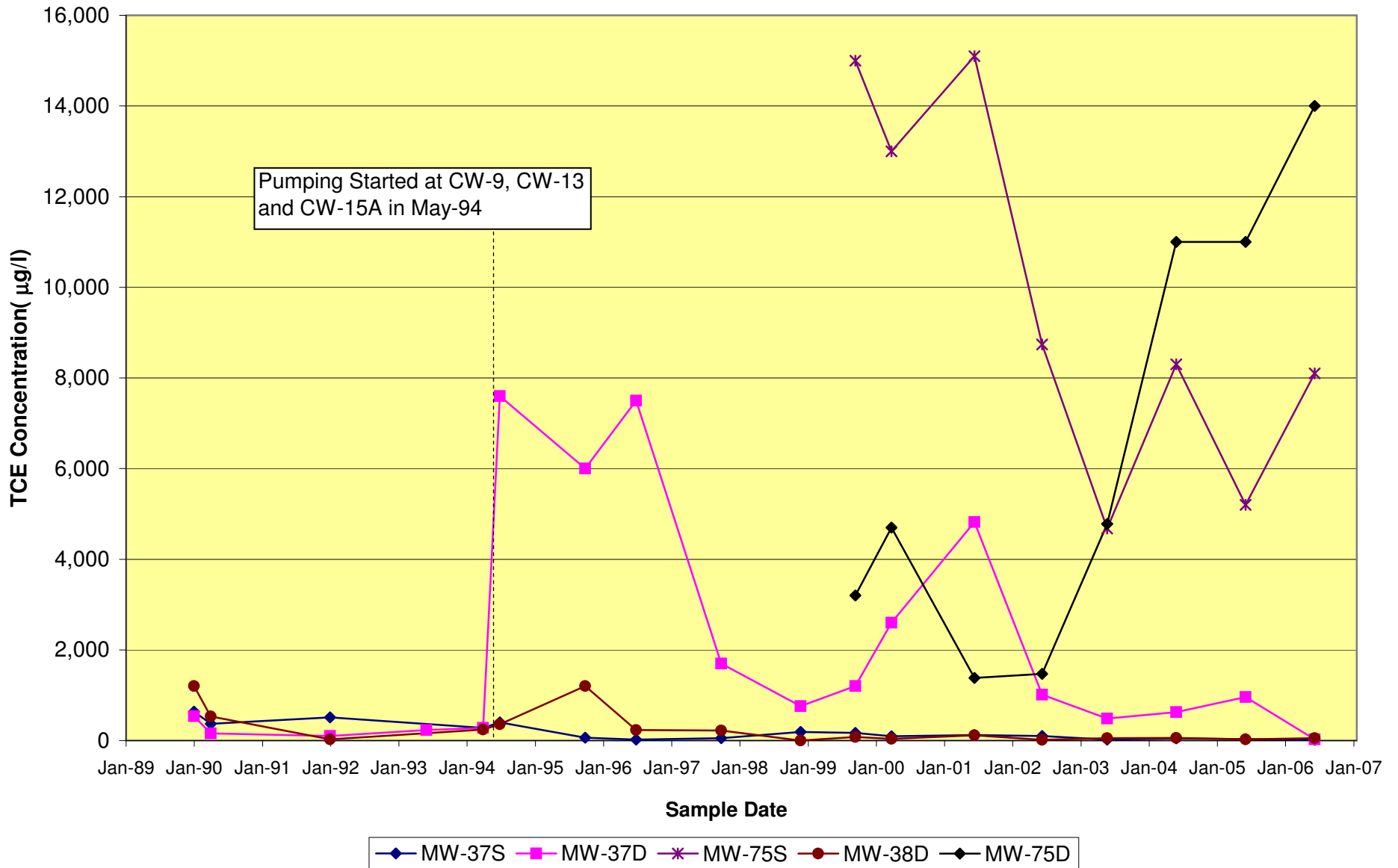


Figure 7-9
PCE in Southern WPL Monitoring Wells
Harley-Davidson Motor Company Operations, Inc.
York Vehicle Operations
1425 Eden Road, York PA 17402

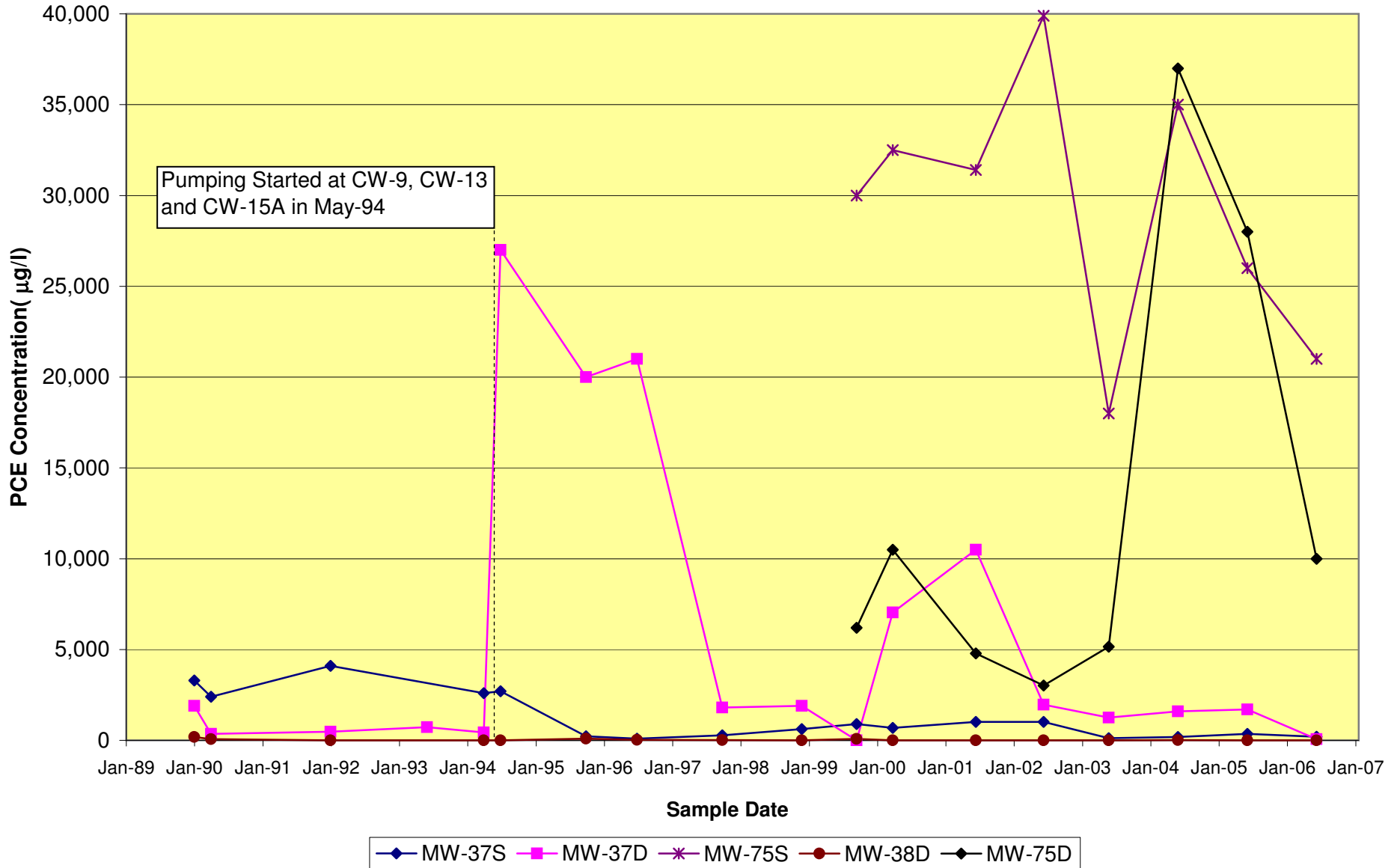


Figure 9-1
TCE in SPBA Monitoring Wells
Harley-Davidson Motor Company Operations, Inc.
York Vehicle Operations
1425 Eden Road, York PA 17402

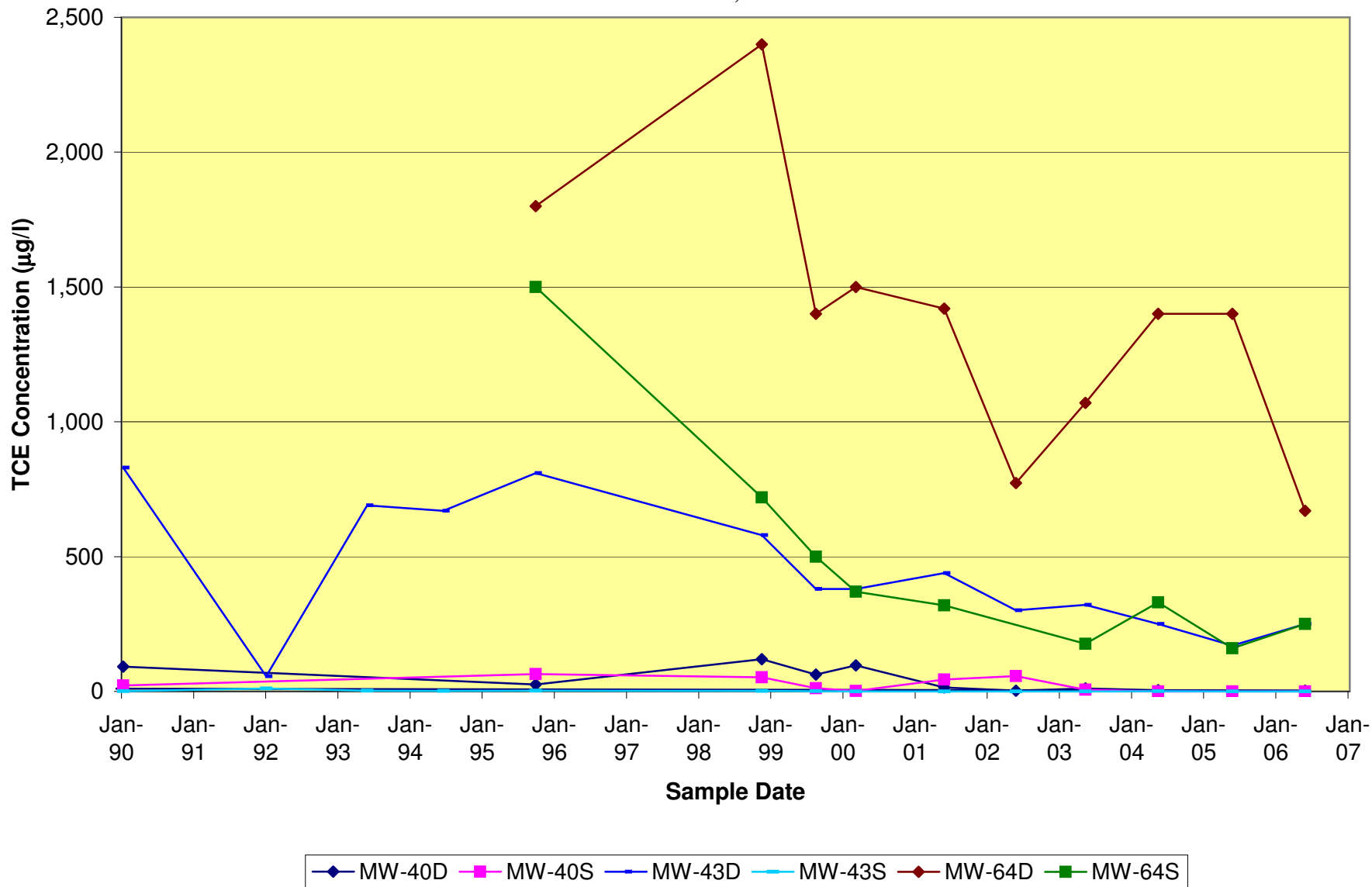


Figure 10-1
PCE in Eastern Area Monitoring Wells
Harley-Davidson Motor Company Operations, Inc.
York Vehicle Operations
1425 Eden Road, York PA 17402

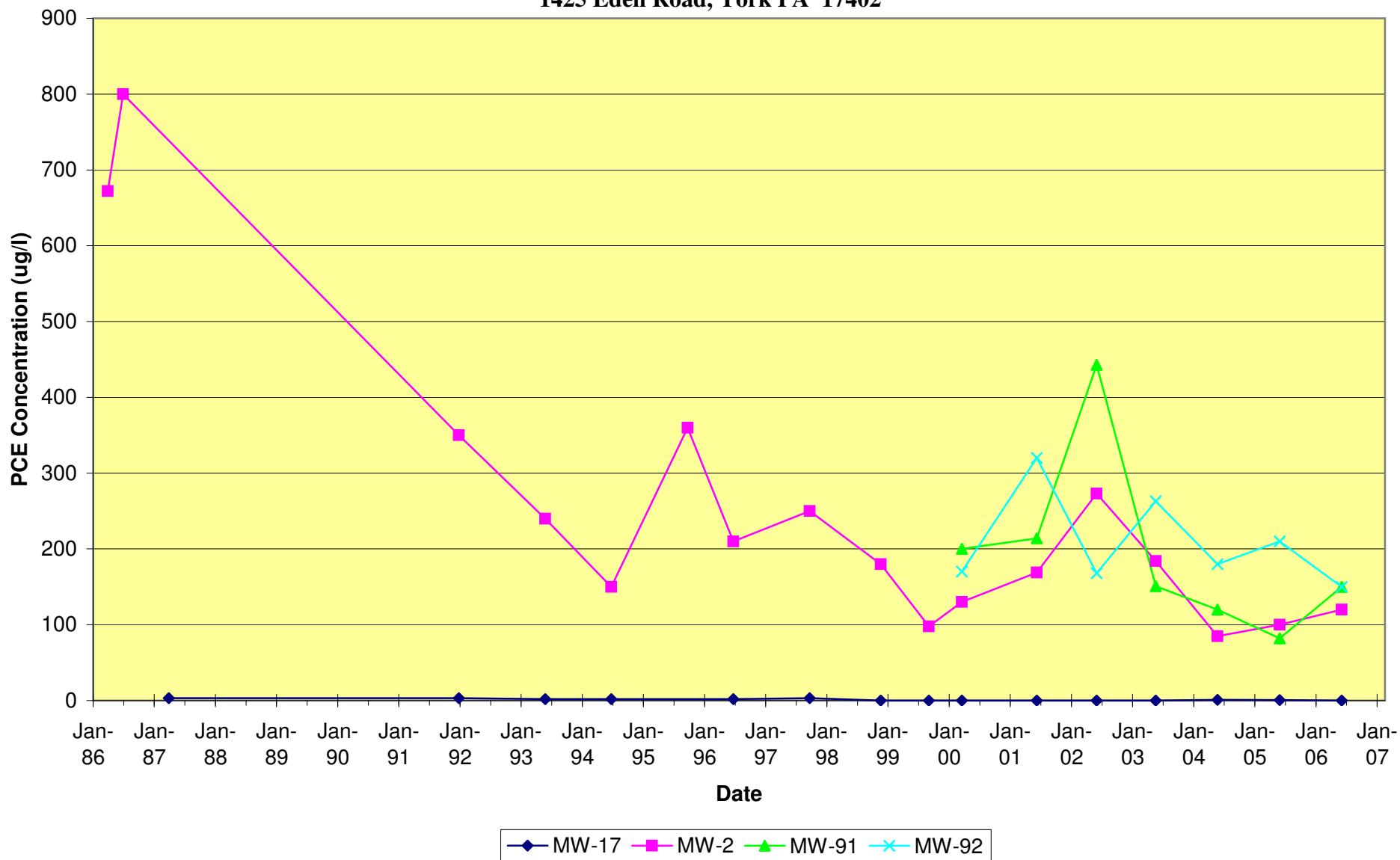


Figure 10-2
TCE in Eastern Area Monitoring Wells
Harley-Davidson Motor Company Operations, Inc.
York Vehicle Operations
1425 Eden Road, York PA 17402

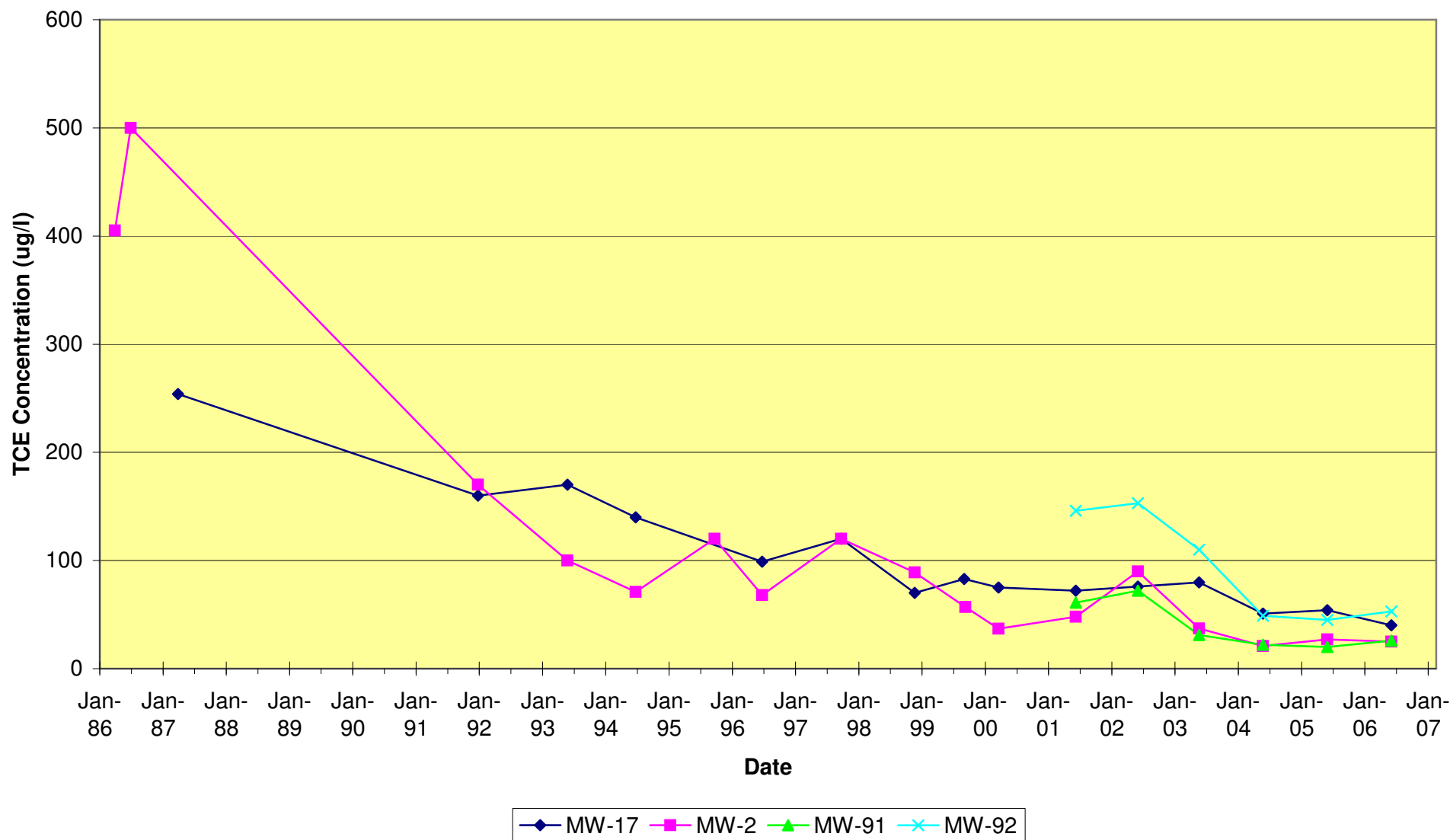



Figure 11-1
TCE in Off-Site Wells
Harley-Davidson Motor Company Operations, Inc.
York Vehicle Operations
1425 Eden Road, York PA 17402



TABLES

TABLE 3-1
MONTHLY PRECIPITATION COMPARISON
Harley-Davidson Motor Company Operations, Inc.
York Vehicle Operations
1425 Eden Road, York PA 17402

Month	2006 Precipitation Amount (inches)	Normal Precipitation Amount (inches)
January	4.14	3.44
February	1.65	2.77
March	0.68	3.65
April	3.74	3.52
May	2.54	4.26
June	5.55	4.31
July	4.10	3.75
August	1.52	3.33
September	5.96	4.10
October	3.43	3.16
November	5.46	3.47
December	2.16	3.24
TOTALS:	40.93	43.00

Notes:

2006 Precipitation data collected by Harley-Davidson at its plant in York, PA

Normal precipitation data is for York, PA from Accuweather.com (determined in March 2004)

TABLE 3-2
ANNUAL HISTORICAL PRECIPITATION TOTALS
Harley-Davidson Motor Company Operations, Inc.
York Vehicle Operations
1425 Eden Road, York PA 17402

Calendar Year	Annual Rainfall (inches)
1992	36.73
1993	51.33
1994	45.68
1995	50.51
1996	58.85
1997	33.60
1998	42.95
1999	38.43
2000	37.45
2001	27.93
2002	39.80
2003	55.3
2004	55.3
2005	40.62
2006	40.93

Notes:

Precipitation data for 1992 - 1997 from United States Geological Survey

Precipitation data for 1998 - 2002 from AccuWeather.com

Precipitation data for 2003 - 2006 from Harley-Davidson

TABLE 4-1
VOCs REMOVED FROM COLLECTED GROUNDWATER
JANUARY 1, 2006 - DECEMBER 31, 2006
Harley-Davidson Motor Company Operations, Inc.
York Vehicle Operations
1425 Eden Road, York PA 17402

DATE	MONTHLY GROUNDWATER WITHDRAWAL (PTA Totalizer, gallons)	AVERAGE MONTHLY TOTAL VOCs (ppb)	ESTIMATED MONTHLY VOC REMOVAL (pounds)
Jan-06	12,322,976	1262 *	130
Feb-06	10,582,141	1262 *	112
Mar-06	11,620,448	1262 *	122
Apr-06	10,527,773	1369	120
May-06	10,776,347	1369 *	123
Jun-06	11,017,687	1068	98
Jul-06	12,487,613	1068 *	111
Aug-06	11,726,481	1068 *	105
Sep-06	10,651,424	1208	107
Oct-06	7,372,493	1208 *	74
Nov-06	7,743,929	1208 *	78
Dec-06	8,363,052	1622	113
TOTAL	125,192,364	NA	1,295

ANNUAL TOTALS		
YEAR	YEARLY GROUNDWATER WITHDRAWAL (gallons)	ESTIMATED YEARLY VOC REMOVAL (pounds)
1990 (NOV & DEC)	12,954,886	92
1991	62,458,393	357
1992	66,081,120	322
1993	72,198,940	421
1994	88,387,251	3,905
1995	141,357,856	5,572
1996	152,168,899	3,631
1997	150,246,400	2,675
1998	157,461,800	2,795
1999	133,687,100	1,464
2000	152,839,477	1,785
2001	134,557,249	1,659
2002	121,290,897	1269
2003	153,097,508	1,599
2004	140,725,167	1,786
2005	134,503,508	1,550
2006	125,192,364	1,295
TOTAL	1,999,208,815	32,177

NOTES:

* - No sample collected this month; concentration is the most recent

NA - Not Applicable

TABLE 5-1
 RECORD OF GROUNDWATER WITHDRAWALS
 JANUARY 1, 2006 - DECEMBER 31, 2006
 Harley-Davidson Motor Company Operations, Inc.
 York Vehicle Operations
 1425 Eden Road, York PA 17402

MONTH	NPBA WELLS (gallons)										TCA WELLS (gallons)		WPL WELLS (gallons)				Softail De-Watering System	MONTHLY TOTAL	
	CW-1	CW-1A	CW-2	CW-3	CW-4	CW-5	CW-6	CW-7	CW-7A	SUBTOTAL	CW-8	SUBTOTAL	CW-9	CW-13	CW-15A	CW-17			SUBTOTAL
Jan-06	106,137	10,267	46,335	184,259	42,760	53,408	111,284	7,125	19,284	580,859	3,754,900	3,754,900	3,149,775	2,095,785	196,335	2,359,802	7,801,697	185,520	12,322,976
Feb-06	73,023	8,356	20,844	103,388	27,031	40,263	70,522	5,125	21,268	369,820	3,255,000	3,255,000	2,562,676	1,814,314	185,843	2,228,578	6,791,411	165,910	10,582,141
Mar-06	138,096	12,026	33,497	170,095	43,984	54,473	102,012	7,500	27,032	588,715	3,733,200	3,733,200	2,665,706	2,075,559	178,003	2,347,495	7,266,763	31,770	11,620,448
Apr-06	117,860	7,907	42,835	180,154	47,418	34,941	101,605	7,500	14,885	555,105	3,633,100	3,633,100	1,983,967	2,018,204	164,496	2,126,541	6,293,208	46,360	10,527,773
May-06	102,504	7,397	35,796	152,850	73,270	22,449	117,291	7,500	13,320	532,377	3,639,200	3,639,200	2,306,491	2,040,570	156,635	2,082,384	6,586,080	18,690	10,776,347
Jun-06	99,002	4,465	37,336	128,185	78,931	19,979	140,193	5,750	13,400	527,241	3,537,200	3,537,200	1,802,008	2,026,432	148,775	2,958,981	6,936,196	17,050	11,017,687
Jul-06	95,456	5,330	27,709	161,015	86,804	23,256	166,685	7,250	18,655	592,160	4,132,819	4,132,819	2,530,982	2,083,208	139,022	3,003,932	7,757,144	5,490	12,487,613
Aug-06	113,726	4,368	30,677	155,777	96,625	15,422	183,724	7,750	17,213	625,282	3,869,500	3,869,500	2,524,763	2,036,201	163,389	2,507,346	7,231,699	0	11,726,481
Sep-06	88,107	4,321	26,893	131,662	89,833	15,063	198,784	7,375	14,620	576,657	2,923,800	2,923,800	2,059,051	1,996,750	204,081	2,839,195	7,099,077	51,890	10,651,424
Oct-06	71,336	3,425	13,101	116,194	72,668	12,084	170,110	7,500	12,447	478,866	0	0	1,832,302	2,092,052	190,594	2,762,549	6,877,497	16,130	7,372,493
Nov-06	1,798	105	180	1,946	1,978	1,355	3,787	158	167	11,474	0	0	2,469,807	2,007,182	222,945	2,896,481	7,596,415	136,040	7,743,929
Dec-06	88,482	825	1,326	65,557	108,873	37,463	227,587	1,093	3,163	534,369	1,598,200	1,598,200	1,689,124	1,365,177	151,650	2,970,032	6,175,983	54,500	8,363,052
TOTALS	1,095,527	68,792	316,529	1,551,082	770,175	330,156	1,593,584	71,626	175,454	5,972,925	34,076,919	34,076,919	27,576,652	23,651,434	2,101,768	31,083,316	84,413,170	729,350	125,192,364

VALUES ARE IN GALLONS PER MONTH FOR EACH EXTRACTION WELL

TABLE 5-2
GROUNDWATER EXTRACTION WELL PUMPING ELEVATIONS
Harley-Davidson Motor Company Operations, Inc.
York Vehicle Operations
1425 Eden Road, York PA 17402

Extraction System Location	Well No.	Reference Elevation (ft AMSL)	Range (ft AMSL)		Groundwater Elev. (ft AMSL)										
			Pump On (High)	Pump Off (Low)	19-Jan-06	16-Feb-06	20-Mar-06	20-Apr-06	18-May-06	15-Jun-06	20-Jul-06	21-Aug-06	22-Sep-06	20-Nov-06	7-Dec-06
NPBA	CW-1	570.88	496.38	493.38	494.18	494.08	495.58	493.03	494.65	492.96	492.43	493.45	498.19	NM	492.28
	CW-1A	569.93	510.43	507.43	508.21	NM	507.63	NM	NM	510.96	NM	NM	510.22	NM	513.43
	CW-2	557.79	484.29	481.29	485.71	506.02	502.38	483.99	486.07	482.65	481.48	480.53	490.38	NM	516.24
	CW-3	519.43	441.43	438.43	NM	429.95	457.32	426.45	425.35	440.31	439.82	438.34	443.98	NM	485.13
	CW-4	542.32	458.82	455.82	479.99	482.88	467.97	480.82	473.33	457.95	456.02	454.57	459.59	NM	469.22
	CW-5	472.06	426.56	423.56	NM	NM	NM	NM	443.05	NM	423.48	422.66	423.84	NM	NM
	CW-6	485.60	416.48	413.48	422.59	422.51	437.1	423.35	423.49	412.65	411.91	424.59	415.61	NM	448.2
	CW-7	574.61	494.11	491.11	492.31	537.97	489.29	492.0	491.93	491.99	490.32	492.96	518.96	NM	536.69
	CW-7A	574.71	524.21	521.21	530.11	531.29	529.61	527.82	525.3	522.76	524.6	521.8	491.4	NM	535.48
TCA	CW-8	363.84	339.84	335.84	340.81	340.49	346.63	336.99	338.63	338.21	338.53	338.59	338.09	NM	345.16
WPL	CW-9	357.73	333.79	328.79	331.93	332.52	330.42	NM	331.38	339.68	335.24	330.85	331.7	336.52	334.61
	CW-13	358.72	327.60	322.60	330.47	331.17	326.42	NM	330.42	328.97	328.64	327.11	329.06	330.53	329.12
	CW-15A	362.57	333.50	328.50	334.17	334.67	344.37	NM	332.45	NM	332.09	332.42	329.46	329.05	330.25
	CW-17	361.67	335.67	330.67	339.17	339.39	NM	NM	339.08	336.71	335.66	337.02	NM	337.06	336.63

Notes:

ft AMSL - feet above mean sea level
NM - Not Measured

TABLE 5-3
 COMPARISON OF INDIVIDUAL VOC VS TOTAL VOC CONCENTRATIONS
 NORTHEAST PROPERTY BOUNDARY AREA
 Harley-Davidson Motor Company Operations, Inc.
 York Vehicle Operations
 1425 Eden Road, York PA 17402

Wells	Groundwater Extraction 2005 (Gallons)	Groundwater Extraction 2006 (Gallons)	TCE Jun-05 (µg/l)	TCE Jun-06 (µg/l)	TCE%* Jun-06	PCE Jun-05 (µg/l)	PCE Jun-06 (µg/l)	PCE%* Jun-06
CW-1	1,129,664	1,095,527	49	N.D.	N.D.	N.D.	N.D.	N.D.
CW-1A	87,134	68,792	180	86	86.9	2	N.D.	N.D.
CW-2	407,697	316,529	30	21	100.0	N.D.	N.D.	N.D.
CW-3	1,977,878	1,551,082	62	35	57.4	10	N.D.	N.D.
CW-4	696,773	770,175	86	110	72.0	6.7	5.7	3.7
CW-5	449,592	330,156	50	30	56.7	110	5.9	11.2
CW-6	1,115,575	1,593,584	N.S.	42	20.4	N.S.	110	53.4
CW-7	87,052	71,626	27	20	100.0	N.D.	N.D.	N.D.
CW-7A	187,028	175,454	290	340	98.7	5.0	4.4	1.3
TOTALS	6,138,393	5,972,925						
MW-10			220	280	78.4	N.D.	N.D.	0
MW-12			200	190	93.1	5.0	3.2	1.6
RW-2			2.4	1.4	100	N.D.	N.D.	0

* - Represents the percent of the total volatile organic compound concentration.
 N.D. - Not Detected above laboratory reporting limit
 N.S. - Not Sampled, well not pumping water at time of collection
 (µg/l) - Micrograms per liter
 TCE - trichloroethene
 PCE - tetrachloroethene
 Note - Laboratory data flagged as an estimate (J) was not considered a detection.

TABLE 6-1
 COMPARISON OF INDIVIDUAL VOC VS TOTAL VOC CONCENTRATIONS
 TCA TANK AREA
 Harley-Davidson Motor Company Operations, Inc.
 York Vehicle Operations
 1425 Eden Road, York PA 17402

Wells	Groundwater Extraction 2005 (Gallons)	Groundwater Extraction 2006 (Gallons)	TCA Jun-05 (µg/l)	TCA Jun-06 (µg/l)	TCE Jun-05 (µg/l)	TCE Jun-06 (µg/l)	PCE Jun-05 (µg/l)	PCE Jun-06 (µg/l)	DCE** Jun-05 (µg/l)	DCE** Jun-06 (µg/l)
CW-8	41,800,233	34,076,919	24	21	430	330	32	22	140	100
MW-32S			160	160	160	230	10	16	65	60
MW-32D			2.0	N.D.	48	350	3.6	25	130	310
MW-34S			0.7	N.D.	24	23	3.5	4.5	5.5	6.3
MW-34D			N.D.	N.D.	54	85	3.0	14	23	42
MW-35D			3.9	N.D.	120	140	12	9.3	58	60
MW-54			21	12	340	390	39	29	88	100

Wells	% TCA* Jun-06	% TCE* Jun-06	% PCE* Jun-06	% DCE* Jun-06
CW-8	4.4	69.8	4.7	21.1
MW-32S	31.8	45.7	3.2	11.9
MW-32D	N.D.	49.4	3.5	43.7
MW-34S	N.D.	78.5	15.4	21.5
MW-34D	N.D.	60.3	9.9	29.8
MW-35D	N.D.	66.9	4.4	28.7
MW-54	1.9	62.0	4.6	15.9

- * - Represents the percent of the total volatile organic compound concentration
- ** - Represents the concentration of cis-1,2-DCE
- N.A. - Not Analyzed
- N.D. - Not Detected above laboratory reporting limit
- (µg/l) - Micrograms per liter
- TCE - Trichloroethene
- PCE - Tetrachloroethene
- TCA - 1,1,1-Trichloroethane
- DCE - 1,2-Dichloroethene
- Note - Laboratory data flagged as an estimate (J) was not considered a detection.

TABLE 7-1
 COMPARISON OF INDIVIDUAL VOC VS TOTAL VOC CONCENTRATIONS
 WEST PARKING LOT
 Harley-Davidson Motor Company Operations, Inc.
 York Vehicle Operations
 1425 Eden Road, York PA 17402

Wells	Groundwater Extraction 2005 (Gallons)	Groundwater Extraction 2006 (Gallons)	TCA Jun-05 (µg/l)	TCA Jun-06 (µg/l)	TCE Jun-05 (µg/l)	TCE Jun-06 (µg/l)	PCE Jun-05 (µg/l)	PCE Jun-06 (µg/l)	DCE** Jun-05 (µg/l)	DCE** Jun-06 (µg/l)	
CW-9	32,945,752	27,576,652	67	24	610	160	1,600	400	120	53	
CW-13	23,380,046	23,651,434	N.D.	N.D.	480	580	150	210	770	760	
CW-15A	1,912,363	2,101,768	8,900	6,300	9,200	5,700	1,800	1,200	5,700	5,300	
CW-17	27,519,851	31,083,316	57	32	400	260	110	69	140	120	
TOTALS	85,758,012	84,413,170									
MW-5			N.D.	N.D.	N.D.	N.D.	N.D.	N.D.	5.6	5.5	
MW-6			N.D.	N.D.	N.D.	N.D.	N.D.	N.D.	N.D.	N.D.	N.D.
MW-7			200	96	1,400	1,100	640	400	330	350	
MW-37S			30	9	32	15	350	200	30	13	
MW-37D			400	6	960	25	1,700	63	270	6	
MW-38D			N.D.	N.D.	28	52	4.4	3.0	19	21	
MW-39S			N.D.	N.D.	100	86	16	11	45	44	
MW-39D			N.D.	N.D.	300	93	69	18	97	42	
MW-47			77	4	1,700	160	260	30	670	77	
MW-50S			N.D.	N.D.	880	500	63	23	580	340	
MW-50D			N.D.	N.D.	11,000	9,300	970	640	6,400	6,000	
MW-51S			290	100	2,100	1,400	1,100	970	910	760	
MW-51D			N.D.	N.D.	1,000	780	67	34	610	410	
MW-74S			N.D.	N.D.	34	60	2.2	7.8	65	41	
MW-74D			N.D.	N.D.	130	130	15	12	42	42	
MW-75S			N.D.	690	5,200	8,100	26,000	21,000	N.D.	440	
MW-75D			N.D.	350	11,000	14,000	28,000	10,000	N.D.	1,400	
MW-93S			N.D.	N.D.	7.4	N.D.	4.3	N.D.	N.D.	N.D.	
MW-93D			N.D.	18	50	180	44	220	8	22	

Wells	% TCA* Jun-06	% TCE* Jun-06	% PCE* Jun-06	% DCE* Jun-06
CW-9	3.8	25.1	62.8	8.3
CW-13	N.D.	37.4	13.5	49.0
CW-15A	32.0	28.9	6.1	26.9
CW-17	6.4	52.1	13.8	24.0
MW-5	N.D.	N.D.	N.D.	100.0
MW-6	N.D.	N.D.	N.D.	N.D.
MW-7	4.7	54.2	19.7	17.2
MW-37S	3.8	6.6	87.7	5.7
MW-37D	6.0	24.9	62.8	6.3
MW-38D	N.D.	71.2	4.1	28.8
MW-39S	N.D.	61.0	7.8	31.2
MW-39D	N.D.	60.8	11.8	27.5
MW-47	1.4	57.8	10.8	27.8
MW-50S	N.D.	59.5	2.7	40.5
MW-50D	N.D.	49.8	3.4	32.2
MW-51S	3.0	41.9	29.0	22.8
MW-51D	N.D.	62.9	2.7	33.1
MW-74S	N.D.	55.1	7.2	37.7
MW-74D	N.D.	70.7	6.5	22.8
MW-75S	2.4	27.8	72.2	1.5
MW-75D	1.4	55.1	39.4	5.5
MW-93S	N.D.	N.D.	N.D.	N.D.
MW-93D	4.1	40.9	50.0	5.0

* - Represents the percent of the total volatile organic compound concentration
 ** - Represents the concentration of cis-1,2-DCE
 N.D. - Not Detected above method detection limit
 (µg/l) - Micrograms per liter
 TCE - Trichloroethene
 PCE - Tetrachloroethene
 TCA - 1,1,1-Trichloroethane
 DCE - 1,2-Dichloroethene
 Note - Laboratory data flagged as an estimate (J) was not considered a detection.

APPENDIX A

Data Tables

**TABLE A-1
SITE-WIDE GROUNDWATER LEVELS AND ELEVATION DATA**

Harley-Davidson Motor Company Operations, Inc.
York Vehicle Operations
1425 Eden Road, York PA 17402

Well	Reference Elevation (ft AMSL)	6/10/2005		12/7/2005		6/12/2006		12/7/2006	
		Depth (feet)	Water Level (ft AMSL)	Depth (feet)	Water Level (ft AMSL)	Depth (feet)	Water Level (ft AMSL)	Depth (feet)	Water Level (ft AMSL)
CW-1	570.88	46.76	524.12	71.24	499.64	78.30	492.58	78.60	492.28
CW-1A	569.93	61.34	508.59	57.90	512.03	60.22	509.71	56.50	513.43
CW-2	557.79	64.51	493.28	48.20	509.59	74.21	483.58	41.55	516.24
CW-3	519.43	82.88	436.55	81.22	438.21	77.75	441.68	34.30	485.13
CW-4	542.32	59.27	483.05	62.30	480.02	86.45	455.87	73.10	469.22
CW-5	472.06	32.78	439.28	N.M.	--	N.M.	--	N.M.	--
CW-6**	485.60	17.50	469.48	62.49	423.11	73.60	412.00	37.40	448.20
CW-7	574.61	78.87	495.74	83.80	490.81	83.94	490.67	37.92	536.69
CW-7A	574.71	45.63	529.08	44.83	529.88	51.85	522.86	39.23	535.48
CW-8	363.84	24.98	338.86	24.92	338.92	25.46	338.38	18.68	345.16
CW-9	357.73	26.69	331.04	26.58	331.15	18.14	339.59	23.12	334.61
CW-13	358.72	31.84	326.88	28.78	329.94	29.89	328.83	29.60	329.12
CW-14	359.84	29.58	330.26	23.10	336.74	25.69	334.15	25.22	334.62
CW-15	362.81	N.M.	--	20.85	341.96	20.78	342.03	20.60	342.21
CW-15A	362.57	28.41	334.16	28.64	333.93	27.35	335.22	32.32	330.25
CW-16	364.32	22.63	341.69	22.62	341.70	23.06	341.26	20.55	343.77
CW-17	359.60	29.58	330.02	22.92	336.68	25.70	333.90	25.04	334.56
CW-18	365.76	20.80	344.96	20.52	345.24	21.17	344.59	19.69	346.07
MW-1	381.58	37.32	344.26	37.20	344.38	37.71	343.87	36.48	345.10
MW-2	509.44	64.94	444.50	66.03	443.41	65.50	443.94	64.13	445.31
MW-3	542.11	64.08	478.03	66.75	475.36	64.81	477.30	63.60	478.51
MW-5	370.80	25.03	345.77	25.60	345.20	25.31	345.49	24.29	346.51
MW-6	360.55	20.04	340.51	19.47	341.08	20.02	340.53	20.04	340.51
MW-7	360.39	28.85	331.54	23.62	336.77	25.78	334.61	25.37	335.02
MW-8	358.99	20.80	338.19	19.97	339.02	17.05	341.94	17.83	341.16
MW-9	559.76	47.46	512.30	48.44	511.32	54.00	505.76	49.13	510.63
MW-10	568.75	45.16	523.59	54.82	513.93	58.22	510.53	53.34	515.41
MW-11	565.11	31.77	533.34	29.47	535.64	32.72	532.39	27.21	537.90
MW-12	536.69	36.23	500.46	46.72	489.97	40.40	496.29	39.22	497.47
MW-14	520.39	32.48	487.91	32.47	487.92	32.90	487.49	31.32	489.07
MW-15	524.90	60.54	464.36	61.04	463.86	61.37	463.53	61.01	463.89
MW-16S	517.50	33.47	484.03	39.12	478.38	39.35	478.15	30.95	486.55
MW-16D	517.50	3.66	513.84	7.51	509.99	13.12	504.38	8.39	509.11
MW-17	458.03	12.23	445.80	12.67	445.36	12.72	445.31	11.82	446.21
MW-18S	465.37	1.66	463.71	14.23	451.14	19.95	445.42	12.11	453.26
MW-18D	465.37	artesian	artesian	14.59	450.78	20.60	444.77	12.50	452.87
MW-19	428.20	22.10	406.10	23.08	405.12	22.52	405.68	21.82	406.38
MW-20S	575.34	44.52	530.82	45.08	530.26	47.47	527.87	39.60	535.74
MW-20M	575.21	45.22	529.99	47.33	527.88	47.63	527.58	38.68	536.53
MW-20D	575.21	43.43	531.78	46.82	528.39	47.51	527.70	32.68	542.53
MW-22	448.57	58.58	389.99	60.02	388.55	59.60	388.97	58.29	390.28
MW-26	377.52	22.69	354.83	25.18	352.34	24.63	352.89	22.73	354.79
MW-27	362.26	17.97	344.29	18.05	344.21	18.38	343.88	16.86	345.40
MW-28	363.96	21.13	342.83	21.02	342.94	N.M.	--	18.91	345.05
MW-29	365.63	13.66	351.97	13.70	351.93	13.67	351.96	13.78	351.85
MW-30***	363.03	18.39	346.60	18.00	346.99	16.94	346.09	16.08	346.95
MW-31S	368.31	17.77	350.54	19.97	348.34	19.63	348.68	18.29	350.02
MW-31D	368.31	18.00	350.31	20.34	347.97	19.75	348.56	18.31	350.00
MW-32S	363.46	20.76	342.70	20.66	342.80	21.10	342.36	18.43	345.03
MW-32D	363.46	20.58	342.88	20.39	343.07	20.83	342.63	18.77	344.69
MW-33	364.94	21.95	342.99	21.85	343.09	22.29	342.65	19.91	345.03
MW-34S*	362.02	19.07	342.95	18.99	343.03	19.39	342.63	17.04	344.98
MW-34D	362.12	19.19	342.93	19.09	343.03	19.50	342.62	17.00	345.12

**TABLE A-1
SITE-WIDE GROUNDWATER LEVELS AND ELEVATION DATA**

Harley-Davidson Motor Company Operations, Inc.
York Vehicle Operations
1425 Eden Road, York PA 17402

Well	Reference Elevation (ft AMSL)	6/10/2005		12/7/2005		6/12/2006		12/7/2006	
		Depth (feet)	Water Level (ft AMSL)	Depth (feet)	Water Level (ft AMSL)	Depth (feet)	Water Level (ft AMSL)	Depth (feet)	Water Level (ft AMSL)
MW-35S	361.58	18.55	343.03	18.03	343.55	18.82	342.76	16.47	345.11
MW-35D	361.59	18.77	342.82	18.65	342.94	19.10	342.49	16.58	345.01
MW-36S	372.30	25.53	346.77	26.08	346.22	26.21	346.09	25.15	347.15
MW-36D	372.30	26.17	346.13	26.62	345.68	26.59	345.71	25.60	346.70
MW-37S	360.10	19.59	340.51	19.11	340.99	16.77	343.33	18.04	342.06
MW-37D	360.08	19.44	340.64	19.14	340.94	17.20	342.88	18.85	341.23
MW-38D	359.57	20.88	338.69	19.36	340.21	18.66	340.91	19.09	340.48
MW-39S	361.06	23.28	337.78	21.15	339.91	22.03	339.03	21.80	339.26
MW-39D	361.14	23.55	337.59	21.50	339.64	22.08	339.06	22.00	339.14
MW-40S	375.83	31.31	344.52	31.23	344.60	31.68	344.15	30.52	345.31
MW-40D	375.83	31.37	344.46	31.28	344.55	31.79	344.04	30.47	345.36
MW-43S	380.93	33.53	347.40	34.25	346.68	35.23	345.70	32.43	348.50
MW-43D	381.31	33.49	347.82	33.64	347.67	34.61	346.70	32.69	348.62
MW-45	361.13	18.31	342.82	17.92	343.21	18.34	342.79	16.53	344.60
MW-46	360.25	17.48	342.77	17.26	342.99	17.50	342.75	15.53	344.72
MW-47	361.74	21.86	339.88	20.21	341.53	20.93	340.81	19.98	341.76
MW-49S	363.02	19.30	343.72	19.39	343.63	19.59	343.43	19.04	343.98
MW-49D	363.02	19.10	343.92	18.91	344.11	19.26	343.76	18.61	344.41
MW-50S	361.34	22.43	338.91	19.28	342.06	20.87	340.47	20.77	340.57
MW-50D	361.33	23.10	338.23	20.84	340.49	22.02	339.31	20.57	340.76
MW-51S	361.11	26.64	334.47	22.94	338.17	24.82	336.29	24.35	336.76
MW-51D	361.35	25.20	336.15	22.70	338.65	23.41	337.94	23.64	337.71
MW-52	368.52	10.78	357.74	15.75	352.77	14.93	353.59	13.13	355.39
MW-53	368.25	11.43	356.82	14.67	353.58	13.38	354.87	12.30	355.95
MW-54	364.98	23.42	341.56	23.32	341.66	23.76	341.22	21.22	343.76
MW-55	364.89	23.37	341.52	23.26	341.63	23.71	341.18	21.18	343.71
MW-56	373.03	19.43	353.60	19.85	353.18	20.14	352.89	20.88	352.15
MW-57	366.02	20.88	345.14	20.75	345.27	21.32	344.70	19.96	346.06
MW-64S	417.26	32.86	384.40	36.40	380.86	34.75	382.51	31.84	385.42
MW-64D	417.27	60.16	357.11	61.46	355.81	62.00	355.27	59.55	357.72
MW-65S	548.98	49.13	499.85	49.77	499.21	44.32	504.66	48.68	500.30
MW-65D	548.98	47.49	501.49	48.86	500.12	48.32	500.66	47.58	501.40
MW-66S	508.99	38.20	470.79	39.22	469.77	38.70	470.29	37.83	471.16
MW-66D	508.99	39.28	469.71	40.57	468.42	39.80	469.19	39.01	469.98
MW-67S	447.84	9.25	438.59	10.48	437.36	6.60	441.24	9.40	438.44
MW-67D	447.84	artesian	--	0.05	447.79	artesian	--	artesian	--
MW-68	459.01	6.32	452.69	7.53	451.48	6.72	452.29	6.47	452.54
MW-69	412.80	8.76	404.04	12.11	400.69	9.85	402.95	7.76	405.04
MW-70S	414.11	19.19	394.92	21.80	392.31	20.50	393.61	18.23	395.88
MW-70D	414.16	19.22	394.94	21.89	392.27	20.45	393.71	18.01	396.15
MW-74S	360.77	21.75	339.02	20.15	340.62	20.75	340.02	20.54	340.23
MW-74D	360.71	20.90	339.81	19.70	341.01	20.33	340.38	19.74	340.97
MW-75S	359.98	20.15	339.83	20.87	339.11	17.39	342.59	18.51	341.47
MW-75D	360.81	21.76	339.05	19.69	341.12	19.47	341.34	19.57	341.24
MW-77	379.28	25.06	354.22	27.60	351.68	27.09	352.19	25.27	354.01
MW-78	367.89	14.96	352.93	17.54	350.35	16.78	351.11	15.29	352.60
MW-79	376.76	22.24	354.52	24.61	352.15	24.18	352.58	22.40	354.36
MW-80	371.21	25.92	345.29	25.96	345.25	26.50	344.71	24.89	346.32
MW-81S	360.97	18.12	342.85	17.96	343.01	18.46	342.51	16.04	344.93
MW-81D	360.75	17.55	343.20	17.35	343.40	17.91	342.84	15.69	345.06
MW-82	385.10	39.65	345.45	40.30	344.80	40.04	345.06	39.18	345.92
MW-83	364.82	10.33	354.49	13.65	351.17	15.35	349.47	14.19	350.63
MW-84	368.79	15.25	353.54	17.60	351.19	16.92	351.87	15.39	353.40

**TABLE A-1
SITE-WIDE GROUNDWATER LEVELS AND ELEVATION DATA**

Harley-Davidson Motor Company Operations, Inc.
York Vehicle Operations
1425 Eden Road, York PA 17402

Well	Reference Elevation (ft AMSL)	6/10/2005		12/7/2005		6/12/2006		12/7/2006	
		Depth (feet)	Water Level (ft AMSL)	Depth (feet)	Water Level (ft AMSL)	Depth (feet)	Water Level (ft AMSL)	Depth (feet)	Water Level (ft AMSL)
MW-85	372.39	24.38	348.01	24.82	347.57	28.54	343.85	22.38	350.01
MW-86S	407.42	10.55	396.87	14.15	393.27	11.32	396.10	10.51	396.91
MW-86D	407.48	8.85	398.63	9.63	397.85	9.30	398.18	8.50	398.98
MW-87	371.56	26.29	345.27	26.29	345.27	26.84	344.72	25.40	346.16
MW-88	369.34	24.65	344.69	24.56	344.78	25.00	344.34	23.73	345.61
MW-91	501.75	56.48	445.27	57.10	444.65	57.18	444.57	55.51	446.24
MW-92	477.51	83.62	393.89	85.99	391.52	84.96	392.55	83.67	393.84
MW-93S	361.72	19.74	341.98	19.32	342.40	18.12	343.60	19.67	342.05
MW-93D	361.10	20.02	341.08	19.46	341.64	18.02	343.08	19.26	341.84
WPL-SS-7	358.69	22.41	336.28	20.53	338.16	20.18	338.51	20.06	338.63
WPL-SS-8	364.07	26.10	337.97	23.99	340.08	24.84	339.23	24.60	339.47

NOTES:

-- : No data

N.M. : Not measured, due to access restrictions (i.e., buried, equipment parked on top, etc.)

 Blue shading indicates active extraction well.

MW-74S : Red text indicates reference elevation was determined in July 2004. June 2004 and later data uses the new reference elevations; however, previous events use pre-existing elevation data.

CW-9 : Green text indicates reference elevation was determined in June 2005. June 2005 and later data uses the new reference elevations; however, previous events use pre-existing elevation data.

* : 0.10' of MW-34S riser removed on 11/5/04, TOC elevation reduced to 362.02.

** : 1.38' of CW-6 riser removed on 6/29/05, TOC elevation reduced to 485.60.

*** : 1.96' of MW-30 casing removed on 5/18/06, TOC elevation reduced to 363.03.

**TABLE A-2
GROUNDWATER QUALITY ANALYSES SUMMARY
JUNE 2006 KEY WELL SAMPLING EVENT**

Harley-Davidson Motor Company Operations, Inc.
York Vehicle Operations
1425 Eden Road, York PA 17402

Sample ID Lab Sample Number Sampling Date Matrix Dilution Factor Units	RW-2 C6F210138002 6/20/2006 WATER 1.0 ug/L	RW-5 C6F210138003 6/20/2006 WATER 1.0 ug/L	MW-2 C6F230124001 6/22/2006 WATER 1.0 ug/L	MW-5 C6F220113003 6/21/2006 WATER 1.0 ug/L	MW-6 C6F210138006 6/20/2006 WATER 1.0 ug/L	MW-7 C6F240114012 6/23/2006 WATER 10.0 ug/L	MW-10 C6F220113001 6/21/2006 WATER 2.5 ug/L	MW-12 C6F230124006 6/22/2006 WATER 1.0 ug/L	MW-17 C6F210138001 6/20/2006 WATER 1.0 ug/L	MW-32D C6F230124007 6/22/2006 WATER 3.0 ug/L	MW-32S C6F220113007 6/21/2006 WATER 2.0 ug/L	MW-32S Duplicate (DUP-3) C6F220113011 6/21/2006 WATER 2.5 ug/L
VOLATILE COMPOUNDS (GC/MS)												
Acrolein	100 U	100 U	100 U	100 U	100 U	1000 U	250 U	100 U	100 U	300 U	200 U	250 U
Acrylonitrile	100 U	100 U	100 U	100 U	100 U	1000 U	250 U	100 U	100 U	300 U	200 U	250 U
Benzene	5.0 U	5.0 U	5.0 U	5.0 U	5.0 U	50 U	12 U	5.0 U	5.0 U	15 U	10 U	12 U
Bromodichloromethane	5.0 U	5.0 U	5.0 U	5.0 U	5.0 U	50 U	12 U	5.0 U	5.0 U	15 U	10 U	12 U
Bromoform	5.0 U	5.0 U	5.0 U	5.0 U	5.0 U	50 U	12 U	5.0 U	5.0 U	15 U	10 U	12 U
Bromomethane	5.0 U	5.0 U	5.0 U	5.0 U	5.0 U	50 U	12 U	5.0 U	5.0 U	15 U	10 U	12 U
2-Butanone	5.0 U	5.0 U	5.0 U	5.0 U	5.0 U	50 U	12 U	5.0 U	5.0 U	15 U	10 U	12 U
CarbonTetrachloride	5.0 U	5.0 U	5.0 U	5.0 U	5.0 U	50 U	12 U	5.0 U	5.0 U	15 U	10 U	12 U
Chlorobenzene	5.0 U	5.0 U	5.0 U	5.0 U	5.0 U	50 U	12 U	5.0 U	5.0 U	15 U	10 U	12 U
Dibromochloromethane	5.0 U	5.0 U	5.0 U	5.0 U	5.0 U	50 U	12 U	5.0 U	5.0 U	15 U	10 U	12 U
Chloroethane	5.0 U	5.0 U	5.0 U	5.0 U	5.0 U	50 U	12 U	5.0 U	5.0 U	15 U	10 U	12 U
2-ChloroethylVinylEther	10 U	10 U	10 U	10 U	10 U	100 U	25 U	10 U	10 U	30 U	20 U	25 U
Chloroform	5.0 U	5.0 U	5.0 U	5.0 U	5.0 U	50 U	12 U	5.0 U	5.0 U	15 U	10 U	12 U
Chloromethane	5.0 U	5.0 U	5.0 U	5.0 U	5.0 U	50 U	12 U	5.0 U	5.0 U	15 U	10 U	12 U
cis-1,2-Dichloroethene	5.0 U	5.0 U	5.0 U	5.5	5.0 U	350	77	14	5.0 U	310	60	73
trans-1,2-Dichloroethene	5.0 U	5.0 U	5.0 U	5.0 U	5.0 U	50 U	12 U	5.0 U	5.0 U	15 U	10 U	12 U
1,1-Dichloroethane	5.0 U	5.0 U	5.0 U	5.0 U	5.0 U	50 U	12 U	5.0 U	5.0 U	8.5 J	19	22
1,2-Dichloroethane	5.0 U	5.0 U	5.0 U	5.0 U	5.0 U	50 U	12 U	5.0 U	5.0 U	15 U	10 U	12 U
1,1-Dichloroethene	5.0 U	5.0 U	5.0 U	5.0 U	5.0 U	85	12 U	5.0 U	5.0 U	24	18	18
1,2-Dichloropropane	5.0 U	5.0 U	5.0 U	5.0 U	5.0 U	50 U	12 U	5.0 U	5.0 U	15 U	10 U	12 U
cis-1,3-Dichloropropene	5.0 U	5.0 U	5.0 U	5.0 U	5.0 U	50 U	12 U	5.0 U	5.0 U	15 U	10 U	12 U
trans-1,3-Dichloropropene	5.0 U	5.0 U	5.0 U	5.0 U	5.0 U	50 U	12 U	5.0 U	5.0 U	15 U	10 U	12 U
1,4-Dioxane	1000 U	1000 U	1000 U	1000 U	1000 U	10000 U	2500 U	1000 U	1000 U	3000 U	2000 U	2500 U
Ethylbenzene	5.0 U	5.0 U	5.0 U	5.0 U	5.0 U	50 U	12 U	5.0 U	5.0 U	15 U	10 U	12 U
MethyleneChloride	5.0 U	5.0 U	5.0 U	5.0 U	5.0 U	50 U	12 U	5.0 U	5.0 U	15 U	10 U	12 U
1,1,2,2-Tetrachloroethane	5.0 U	5.0 U	5.0 U	5.0 U	5.0 U	50 U	12 U	5.0 U	5.0 U	15 U	10 U	12 U
Tetrachloroethene	5.0 U	5.0 U	120	5.0 U	5.0 U	400	12 U	3.2 J	5.0 U	25	16	19
Toluene	5.0 U	5.0 U	5.0 U	5.0 U	5.0 U	50 U	12 U	5.0 U	5.0 U	15 U	10 U	12 U
1,1,1-Trichloroethane	5.0 U	5.0 U	5.0 U	5.0 U	5.0 U	96	12 U	5.0 U	5.0 U	15 U	160	200
1,1,2-Trichloroethane	5.0 U	5.0 U	5.0 U	5.0 U	5.0 U	50 U	12 U	5.0 U	5.0 U	15 U	10 U	12 U
Trichloroethene	1.4 J	5.0 U	25	5.0 U	5.0 U	1100	280	190	40	350	230	280
VinylChloride	5 U	5.0 U	5.0 U	5.0 U	5.0 U	50 U	12 U	5.0 U	5.0 U	5.6 J	10 U	12 U
Total Confident Conc. VOAs (s)	0	0	145	5.5	0	2031	357	204	40	709	503	612

Sample ID Lab Sample Number Sampling Date Matrix	RW-2 C6F210138002 6/20/2006 WATER	RW-5 C6F210138003 6/20/2006 WATER	MW-2 C6F230124001 6/22/2006 WATER	MW-5 C6F220113003 6/21/2006 WATER	MW-6 C6F210138006 6/20/2006 WATER	MW-7 C6F240114012 6/23/2006 WATER	MW-10 C6F220113001 6/21/2006 WATER	MW-12 643219 06/16/05 WATER	MW-17 C6F210138001 6/20/2006 WATER	MW-32D C6F230124007 6/22/2006 WATER	MW-32S C6F220113007 6/21/2006 WATER	MW-32S Duplicate (DUP-3) C6F220113011 6/21/2006 WATER
METALS/WET CHEM - units												
Chromium - µg/l	NR	NR	NR	NR	5.0 U	76.2	NR	5 U	NR	4.1 B	13.3	NR
Lead - µg/l	NR	NR	NR	NR	4.1 J	3.0 U	NR	2.6 B	NR	2.8 B	3.0 U	NR
Nickel - µg/l	NR	NR	NR	NR	5.7 B	1.6 B	NR	4.3 B	NR	40 U	40 U	NR
Zinc - µg/l	NR	NR	NR	NR	17.7 BJ*	6.8 BJ*	NR	9.3 BJ*	NR	8.7 BJ*	8.8 BJ*	NR
ChromiumVI - µg/l	NR	NR	NR	NR	10 U	76	NR	10 U	NR	10 U	10 U	NR
Available Cyanide - mg/l	NR	NR	0.011	NR	NR	NR	NR	NR	NR	NR	NR	NR
Total Cyanide - mg/l	NR	NR	1.390	NR	NR	NR	NR	NR	NR	NR	NR	NR

NOTES:

All metals results are dissolved (field filtered) unless noted.

NA - Not applicable.

NR - (Analysis) Not Requested.

µg/l - Micrograms per liter

mg/l - Milligrams per liter

Qualifiers

U - The compound was not detected at the indicated concentration.

J - Data indicates the presence of a compound that meets the identification criteria. The result is less than the quantitation limit but greater than zero.

The concentration given is an approximate value.

J* - Indicates there was contamination in the method blank.

B - Reported value is less than the Practical Quantitation Limit but greater than or equal to the Instrument Detection Limit.

E - Estimated result. Result concentration exceeds the calibration range.

GC/MS - Gas chromatograph/mass spectrometer

**TABLE A-2
GROUNDWATER QUALITY ANALYSES SUMMARY
JUNE 2006 KEY WELL SAMPLING EVENT**

Harley-Davidson Motor Company Operations, Inc.
York Vehicle Operations
1425 Eden Road, York PA 17402

Sample ID Lab Sample Number Sampling Date Matrix Dilution Factor Units	MW-34D C6F210138004 6/20/2006 WATER 1.0 ug/L	MW-34D Duplicate (DUP-1) C6F210138008 6/20/2006 WATER 1.0 ug/L	MW-34S C6F210138005 6/20/2006 WATER 1.0 ug/L	MW-35D C6F220113008 6/21/2006 WATER 1.0 ug/L	MW-37D C6F240114005 6/23/2006 WATER 1.0 ug/L	MW-37S C6F240114004 6/23/2006 WATER 2.0 ug/L	MW-38D C6F220113005 6/21/2006 WATER 1.0 ug/L	MW-39D C6F220113006 6/21/2006 WATER 1.0 ug/L	MW-39S C6F220113004 6/21/2006 WATER 1.0 ug/L	MW-40D C6F200149002 6/19/2006 WATER 1.0 ug/L	MW-40S C6F200149001 6/19/2006 WATER 1.0 ug/L	MW-43D C6F200149005 06/19/06 WATER 2.0 ug/L
VOLATILE COMPOUNDS (GC/MS)												
Acrolein	100 U	100 U	100 U	100 U	100 U	200 U	100 U	100 U	100 U	100 U	100 U	200 U
Acrylonitrile	100 U	100 U	100 U	100 U	100 U	200 U	100 U	100 U	100 U	100 U	100 U	200 U
Benzene	5.0 U	5.0 U	5.0 U	5.0 U	5.0 U	10 U	5.0 U	5.0 U	5.0 U	5.0 U	5.0 U	10 U
Bromodichloromethane	5.0 U	5.0 U	5.0 U	5.0 U	5.0 U	10 U	5.0 U	5.0 U	5.0 U	5.0 U	5.0 U	10 U
Bromoform	5.0 U	5.0 U	5.0 U	5.0 U	5.0 U	10 U	5.0 U	5.0 U	5.0 U	5.0 U	5.0 U	10 U
Bromomethane	5.0 U	5.0 U	5.0 U	5.0 U	5.0 U	10 U	5.0 U	5.0 U	5.0 U	5.0 U	5.0 U	10 U
2-Butanone	5.0 U	5.0 U	5.0 U	5.0 U	5.0 U	10 U	5.0 U	5.0 U	5.0 U	5.0 U	5.0 U	10 U
CarbonTetrachloride	5.0 U	5.0 U	5.0 U	5.0 U	5.0 U	10 U	5.0 U	5.0 U	5.0 U	5.0 U	5.0 U	10 U
Chlorobenzene	5.0 U	5.0 U	5.0 U	5.0 U	5.0 U	10 U	5.0 U	5.0 U	5.0 U	5.0 U	5.0 U	10 U
Dibromochloromethane	5.0 U	5.0 U	5.0 U	5.0 U	5.0 U	10 U	5.0 U	5.0 U	5.0 U	5.0 U	5.0 U	10 U
Chloroethane	5.0 U	5.0 U	5.0 U	5.0 U	5.0 U	10 U	5.0 U	5.0 U	5.0 U	5.0 U	5.0 U	10 U
2-ChloroethylVinylEther	10 U	10 U	10 U	10 U	10 U	20 U	10 U	10 U	10 U	10 U	10 U	20 U
Chloroform	5.0 U	5.0 U	4.0 J	2.4 J	5.0 U	10 U	5.0 U	5.0 U	5.0 U	5.0 U	5.0 U	10 U
Chloromethane	5.0 U	5.0 U	5.0 U	5.0 U	5.0 U	10 U	5.0 U	5.0 U	5.0 U	5.0 U	5.0 U	10 U
cis-1,2-Dichloroethene	42	41	6.3	60	6.3	13	21	42	44	5.0 U	5.0 U	11
trans-1,2-Dichloroethene	5.0 U	5.0 U	5.0 U	5.0 U	5.0 U	10 U	5.0 U	5.0 U	5.0 U	5.0 U	5.0 U	10 U
1,1-Dichloroethane	5.0 U	5.0 U	5.0 U	1.7 J	5.0 U	10 U	5.0 U	5.0 U	5.0 U	5.0 U	5.0 U	10 U
1,2-Dichloroethane	5.0 U	5.0 U	5.0 U	5.0 U	5.0 U	10 U	5.0 U	5.0 U	5.0 U	5.0 U	5.0 U	10 U
1,1-Dichloroethene	1.3 J	5.0 U	5.0 U	3.1 J	5.0 U	10 U	5.0 U	5.0 U	5.0 U	5.0 U	5.0 U	10 U
1,2-Dichloropropane	5.0 U	5.0 U	5.0 U	5.0 U	5.0 U	10 U	5.0 U	5.0 U	5.0 U	5.0 U	5.0 U	10 U
cis-1,3-Dichloropropene	5.0 U	5.0 U	5.0 U	5.0 U	5.0 U	10 U	5.0 U	5.0 U	5.0 U	5.0 U	5.0 U	10 U
trans-1,3-Dichloropropene	5.0 U	5.0 U	5.0 U	5.0 U	5.0 U	10 U	5.0 U	5.0 U	5.0 U	5.0 U	5.0 U	10 U
1,4-Dioxane	1000 U	1000 U	1000 U	1000 U	1000 U	2000 U	1000 U	1000 U	1000 U	1000 U	1000 U	2000 U
Ethylbenzene	5.0 U	5.0 U	5.0 U	5.0 U	5.0 U	10 U	5.0 U	5.0 U	5.0 U	5.0 U	5.0 U	10 U
MethyleneChloride	5.0 U	5.0 U	5.0 U	5.0 U	5.0 U	10 U	5.0 U	5.0 U	5.0 U	5.0 U	5.0 U	10 U
1,1,2,2-Tetrachloroethane	5.0 U	5.0 U	5.0 U	5.0 U	5.0 U	10 U	5.0 U	5.0 U	5.0 U	5.0 U	5.0 U	10 U
Tetrachloroethene	14	13	4.5 J	9.3	63	200	3.0 J	18	11	5.0 U	5.0 U	5.7 J
Toluene	5.0 U	5.0 U	5.0 U	5.0 U	5.0 U	10 U	5.0 U	5.0 U	5.0 U	5.0 U	5.0 U	10 U
1,1,1-Trichloroethane	5.0 U	5.0 U	5.0 U	5.0 U	6.0	8.7 J	5.0 U	5.0 U	5.0 U	5.0 U	5.0 U	10 U
1,1,2-Trichloroethane	5.0 U	5.0 U	5.0 U	5.0 U	5.0 U	10 U	5.0 U	5.0 U	5.0 U	5.0 U	5.0 U	10 U
Trichloroethene	85	84	23	140	25	15	52	93	86	2.6 J	5.0 U	250
VinylChloride	5.0 U	5.0 U	5.0 U	5.0 U	5.0 U	10 U	5.0 U	5.0 U	5.0 U	5.0 U	5.0 U	10 U
Total Confident Conc. VOAs (s)	141	138	29.3	209.3	100.3	228	73	153	141	0	0	261

Sample ID Lab Sample Number Sampling Date Matrix	MW-34D C6F210138004 6/20/2006 WATER	MW-34D Duplicate (DUP-1) C6F210138008 6/20/2006 WATER	MW-34S C6F210138005 6/20/2006 WATER	MW-35D C6F220113008 6/21/2006 WATER	MW-37D C6F240114005 6/23/2006 WATER	MW-37S C6F240114004 6/23/2006 WATER	MW-38D C6F220113005 6/21/2006 WATER	MW-39D C6F220113006 6/21/2006 WATER	MW-39S C6F220113004 6/21/2006 WATER	MW-40D C6F200149002 6/19/2006 WATER	MW-40S C6F200149001 6/19/2006 WATER	MW-43D C6F200149005 6/19/2006 WATER
METALS/WET CHEM - units												
Chromium - µg/l	1.2 B	NR	1.8 B	NR	NR	NR	1.9 B	NR	NR	NR	NR	5.0 B
Lead - µg/l	3.3 J	NR	3.0 U	NR	NR	NR	3.0 U	NR	NR	NR	NR	3.3 J
Nickel - µg/l	40 U	NR	40 U	NR	NR	NR	40 U	NR	NR	NR	NR	40 U
Zinc - µg/l	18.4 BJ*	NR	9.6 BJ*	NR	NR	NR	7.2 BJ*	NR	NR	NR	NR	8.7 BJ*
ChromiumVI - µg/l	10 U	NR	10 U	NR	NR	NR	10 U	NR	NR	NR	NR	10 U
Available Cyanide - mg/l	NR	NR	NR	NR	NR	NR	NR	NR	NR	NR	NR	NR
Total Cyanide - mg/l	NR	NR	NR	NR	NR	NR	NR	NR	NR	NR	NR	NR

NOTES:

- All metals results are dissolved (field filtered) unless noted.
- NA - Not applicable.
- NR - (Analysis) Not Requested.
- µg/l - Micrograms per liter
- mg/l - Milligrams per liter
- Qualifiers
 - U - The compound was not detected at the indicated concentration.
 - J - Data indicates the presence of a compound that meets the identification criteria. The result is less than the quantitation limit but greater than zero. The concentration given is an approximate value.
 - J* - Indicates there was contamination in the method blank.
 - B - Reported value is less than the Practical Quantitation Limit but greater than or equal to the Instrument Detection Limit.
 - E - Estimated result. Result concentration exceeds the calibration range.
 - GC/MS - Gas chromatograph/mass spectrometer

**TABLE A-2
GROUNDWATER QUALITY ANALYSES SUMMARY
JUNE 2006 KEY WELL SAMPLING EVENT**

Harley-Davidson Motor Company Operations, Inc.
York Vehicle Operations
1425 Eden Road, York PA 17402

Sample ID Lab Sample Number Sampling Date Matrix Dilution Factor Units	MW-43S C6F200149004 6/19/2006 WATER 1.0 ug/L	MW-47 C6F240114011 6/23/2006 WATER 1.0 ug/L	MW-47 Duplicate (DUP-M2) C6F240114013 6/23/2006 WATER NR	MW-50D C6F230124012 6/22/2006 WATER 100.0 ug/L	MW-50S C6F240114003 6/23/2006 WATER 5.0 ug/L	MW-51D C6F240114006 6/23/2006 WATER 10.0 ug/L	MW-51S C6F240114007 6/23/2006 WATER 12.5 ug/L	MW-54 C6F230124011 6/22/2006 WATER 5.0 ug/L	MW-64D C6F230124004 6/22/2006 WATER 5.0 ug/L	MW-64S C6F230124005 6/22/2006 WATER 2.0 ug/L	MW-69 C6F220113002 6/21/2006 WATER 1.0 ug/L	MW-74D C6F240114008 6/23/2006 WATER 1.0 ug/L
VOLATILE COMPOUNDS (GC/MS)												
Acrolein	100 U	100 U	NR	10000 U	500 U	1000 U	1200 U	500 U	500 U	200 U	100 U	100 U
Acrylonitrile	100 U	100 U	NR	10000 U	500 U	1000 U	1200 U	500 U	500 U	200 U	100 U	100 U
Benzene	5.0 U	5.0 U	NR	500 U	25 U	50 U	62 U	25 U	25 U	10 U	5.0 U	5.0 U
Bromodichloromethane	5.0 U	5.0 U	NR	500 U	25 U	50 U	62 U	25 U	25 U	10 U	5.0 U	5.0 U
Bromoform	5.0 U	5.0 U	NR	500 U	25 U	50 U	62 U	25 U	25 U	10 U	5.0 U	5.0 U
Bromomethane	5.0 U	5.0 U	NR	500 U	25 U	50 U	62 U	25 U	25 U	10 U	5.0 U	5.0 U
2-Butanone	5.0 U	5.0 U	NR	500 U	25 U	50 U	62 U	25 U	25 U	10 U	5.0 U	5.0 U
CarbonTetrachloride	5.0 U	5.0 U	NR	500 U	25 U	50 U	62 U	25 U	25 U	10 U	5.0 U	5.0 U
Chlorobenzene	5.0 U	5.0 U	NR	500 U	25 U	50 U	62 U	25 U	25 U	10 U	5.0 U	5.0 U
Dibromochloromethane	5.0 U	5.0 U	NR	500 U	25 U	50 U	62 U	25 U	25 U	10 U	5.0 U	5.0 U
Chloroethane	5.0 U	5.0 U	NR	500 U	25 U	50 U	62 U	25 U	25 U	10 U	5.0 U	5.0 U
2-ChloroethylVinylEther	10 U	10 U	NR	1000 U	50 U	100 U	120 U	50 U	50 U	20 U	10 U	10 U
Chloroform	5.0 U	5.0 U	NR	500 U	25 U	50 U	62 U	25 U	25 U	10 U	5.0 U	5.0 U
Chloromethane	5.0 U	5.0 U	NR	500 U	25 U	50 U	62 U	25 U	25 U	10 U	5.0 U	5.0 U
cis-1,2-Dichloroethene	5.0 U	77	NR	6000	340	410	760	100	25 U	10 U	49	42
trans-1,2-Dichloroethene	5.0 U	5.0 U	NR	500 U	25 U	50 U	62 U	25 U	25 U	10 U	5.0 U	5.0 U
1,1-Dichloroethane	5.0 U	5.0 U	NR	2100	18 J	50	62 U	21 J	25 U	10 U	5.0 U	5.0 U
1,2-Dichloroethane	5.0 U	5.0 U	NR	500 U	25 U	50 U	62 U	8.7 J	25 U	10 U	5.0 U	5.0 U
1,1-Dichloroethene	5.0 U	9.6	NR	620	7.6 J	46 J	110	110	25 U	10 U	1.4 J	3.3 J
1,2-Dichloropropane	5.0 U	5.0 U	NR	500 U	25 U	50 U	62 U	25 U	25 U	10 U	5.0 U	5.0 U
cis-1,3-Dichloropropene	5.0 U	5.0 U	NR	500 U	25 U	50 U	62 U	25 U	25 U	10 U	5.0 U	5.0 U
trans-1,3-Dichloropropene	5.0 U	5.0 U	NR	500 U	25 U	50 U	62 U	25 U	25 U	10 U	5.0 U	5.0 U
1,4-Dioxane	1000 U	1000 U	NR	100000 U	5000 U	10000 U	12000 U	5000 U	5000 U	2000 U	1000 U	1000 U
Ethylbenzene	5.0 U	5.0 U	NR	500 U	25 U	50 U	62 U	25 U	25 U	10 U	5.0 U	5.0 U
MethyleneChloride	5.0 U	5.0 U	NR	500 U	25 U	50 U	62 U	25 U	6.5 J	10 U	1.2 J	5.0 U
1,1,2,2-Tetrachloroethane	5.0 U	5.0 U	NR	500 U	25 U	50 U	62 U	25 U	25 U	10 U	5.0 U	5.0 U
Tetrachloroethene	5.0 U	30	NR	640	23 J	34 J	970	29	240	130	5.0 U	12
Toluene	5.0 U	5.0 U	NR	500 U	25 U	50 U	62 U	25 U	25 U	10 U	5.0 U	5.0 U
1,1,1-Trichloroethane	5.0 U	3.9 J	NR	500 U	25 U	50 U	100	12 J	25 U	10 U	5.0 U	5.0 U
1,1,2-Trichloroethane	5.0 U	5.0 U	NR	500 U	25 U	50 U	62 U	7.1 J	25 U	10 U	5.0 U	5.0 U
Trichloroethene	5.0 U	160	NR	9300	500	780	1400	390	670	250	110	130
VinylChloride	5.0 U	5.0 U	NR	500 U	25 U	50 U	35 J	25 U	25 U	10 U	5.0 U	5.0 U
Total Confident Conc. VOAs (s)	0	276.6	NR	18660	840	1240	3340	629	910	380	159	184

Sample ID Lab Sample Number Sampling Date Matrix	MW-43S C6F200149004 6/19/2006 WATER	MW-47 C6F240114011 6/23/2006 WATER	MW-47 Duplicate (DUP-M2) C6F240114013 6/23/2006 WATER	MW-50D C6F230124012 6/22/2006 WATER	MW-50S C6F240114003 6/23/2006 WATER	MW-51D C6F240114006 6/23/2006 WATER	MW-51S C6F240114007 6/23/2006 WATER	MW-54 C6F230124011 6/22/2006 WATER	MW-64S C6F230124005 6/22/2006 WATER	MW-64S C6F230124005 6/22/2006 WATER	MW-69 C6F220113002 6/21/2006 WATER	MW-74D C6F240114008 6/23/2006 WATER
METALS/WET CHEM - units												
Chromium - µg/l	1.3 B	3860	3800	NR	NR	4.7 B	225	5 U	NR	NR	NR	1.8 B
Lead - µg/l	3.2 J*	2.2 BJ*	3.0 J*	NR	NR	5.3 J*	2.4 BJ*	1.7 B	NR	NR	NR	4.8 J*
Nickel - µg/l	40 U	2.6 B	1.9 B	NR	NR	5.3 B	28.6 B	1.9 B	NR	NR	NR	1.4 B
Zinc - µg/l	5.8 BJ*	4.9 BJ*	11.2 BJ*	NR	NR	14.6 BJ*	10.4 BJ*	11.9 BJ*	NR	NR	NR	10.2 BJ*
ChromiumVI - µg/l	10 U	3600	3500	NR	NR	10 NR	220	10 U	NR	NR	NR	10 U
Available Cyanide - mg/l	NR	NR	NR	NR	NR	NR	0.0023	NR	NR	NR	NR	NR
Total Cyanide - mg/l	NR	NR	NR	NR	NR	NR	0.0130	NR	NR	NR	NR	NR

NOTES:

All metals results are dissolved (field filtered) unless noted.

NA - Not applicable.

NR - (Analysis) Not Requested.

µg/l - Micrograms per liter

mg/l - Milligrams per liter

Qualifiers

U - The compound was not detected at the indicated concentration.

J - Data indicates the presence of a compound that meets the identification criteria. The result is less than the quantitation limit but greater than zero.

The concentration given is an approximate value.

J* - Indicates there was contamination in the method blank.

B - Reported value is less than the Practical Quantitation Limit but greater than or equal to the Instrument Detection Limit.

E - Estimated result. Result concentration exceeds the calibration range.

GC/MS - Gas chromatograph/mass spectrometer

**TABLE A-2
GROUNDWATER QUALITY ANALYSES SUMMARY
JUNE 2006 KEY WELL SAMPLING EVENT**

Harley-Davidson Motor Company Operations, Inc.
York Vehicle Operations
1425 Eden Road, York PA 17402

Sample ID Lab Sample Number Sampling Date Matrix Dilution Factor Units	MW-74S C6F220113009 6/21/2006 WATER 1.0 ug/L	MW-74S Duplicate (DUP-M) C6F220113012 6/21/2006 WATER NR NR	MW-75D C6F240114010 6/23/2006 WATER 100.0 ug/L	MW-75S C6F240114009 6/23/2006 WATER 200.0 ug/L	MW-79 C6F200149003 6/19/2006 WATER 1.0 ug/L	MW-81D C6F240114002 6/23/2006 WATER 5.0 ug/L	MW-81S C6F240114001 6/23/2006 WATER 25.0 ug/L	MW-82 C6F220113010 6/21/2006 WATER 1.0 ug/L	MW-85 C6F210138007 6/20/2006 WATER 1.0 ug/L	MW-85 Duplicate (DUP-2) C6F210138009 6/20/2006 WATER 1.0 ug/L	MW-87 C6F230124013 6/22/2006 WATER 12.5 ug/L	MW-88 C6F230124010 6/22/2006 WATER 1.0 ug/L
VOLATILE COMPOUNDS (GC/MS)												
Acrolein	100 U	NR	10000 U	20000 U	100 U	500 U	2500 U	100 U	100 U	100 U	1200 U	100 U
Acrylonitrile	100 U	NR	10000 U	20000 U	100 U	500 U	2500 U	100 U	100 U	100 U	1200 U	100 U
Benzene	5.0 U	NR	500 U	1000 U	5.0 U	25 U	120 U	5.0 U	5.0 U	5.0 U	62 U	5.0 U
Bromodichloromethane	5.0 U	NR	500 U	1000 U	5.0 U	25 U	120 U	5.0 U	5.0 U	5.0 U	62 U	5.0 U
Bromoform	5.0 U	NR	500 U	1000 U	5.0 U	25 U	120 U	5.0 U	5.0 U	5.0 U	62 U	5.0 U
Bromomethane	5.0 U	NR	500 U	1000 U	5.0 U	25 U	120 U	5.0 U	5.0 U	5.0 U	62 U	5.0 U
2-Butanone	5.0 U	NR	500 U	1000 U	5.0 U	25 U	120 U	5.0 U	5.0 U	5.0 U	62 U	5.0 U
CarbonTetrachloride	5.0 U	NR	500 U	1000 U	5.0 U	25 U	120 U	5.0 U	5.0 U	5.0 U	62 U	5.0 U
Chlorobenzene	5.0 U	NR	500 U	1000 U	5.0 U	25 U	120 U	5.0 U	5.0 U	5.0 U	62 U	5.0 U
Dibromochloromethane	5.0 U	NR	500 U	1000 U	5.0 U	25 U	120 U	5.0 U	5.0 U	5.0 U	62 U	5.0 U
Chloroethane	5.0 U	NR	500 U	1000 U	5.0 U	25 U	120 U	5.0 U	5.0 U	5.0 U	62 U	5.0 U
2-ChloroethylVinylEther	10 U	NR	1000 U	2000 U	10 U	50 U	250 U	10 U	10 U	10 U	120 U	10 U
Chloroform	5.0 U	NR	500 U	1000 U	5.0 U	25 U	120 U	5.0 U	5.0 U	5.0 U	62 U	5.0 U
Chloromethane	5.0 U	NR	500 U	1000 U	5.0 U	25 U	120 U	5.0 U	5.0 U	5.0 U	62 U	5.0 U
cis-1,2-Dichloroethene	41	NR	1400	440 J	16	210	1000	5.4	52	48	840	12
trans-1,2-Dichloroethene	5.0 U	NR	500 U	1000 U	5.0 U	25 U	120 U	5.0 U	5.0 U	5.0 U	62 U	5.0 U
1,1-Dichloroethane	5.0 U	NR	500 U	1000 U	8.3	25 U	27 J	5.0 U	5.0 U	5.0 U	62 U	5.0 U
1,2-Dichloroethane	5.0 U	NR	500 U	1000 U	5.0 U	25 U	120 U	5.0 U	5.0 U	5.0 U	62 U	5.0 U
1,1-Dichloroethene	5.0 U	NR	500 U	1000 U	5.0 U	25 U	30 J	5.0 U	5.0 U	5.0 U	21 J	5.0 U
1,2-Dichloropropane	5.0 U	NR	500 U	1000 U	5.0 U	25 U	120 U	5.0 U	5.0 U	5.0 U	62 U	5.0 U
cis-1,3-Dichloropropene	5.0 U	NR	500 U	1000 U	5.0 U	25 U	120 U	5.0 U	5.0 U	5.0 U	62 U	5.0 U
trans-1,3-Dichloropropene	5.0 U	NR	500 U	1000 U	5.0 U	25 U	120 U	5.0 U	5.0 U	5.0 U	62 U	5.0 U
1,4-Dioxane	1000 U	NR	10000 U	20000 U	1000 U	5000 U	25000 U	1000 U	1000 U	1000 U	12000 U	1000 U
Ethylbenzene	5.0 U	NR	500 U	1000 U	5.0 U	25 U	120 U	5.0 U	5.0 U	5.0 U	62 U	5.0 U
MethyleneChloride	5.0 U	NR	500 U	1000 U	5.0 U	25 U	120 U	5.0 U	5.0 U	5.0 U	62 U	5.0 U
1,1,2,2-Tetrachloroethane	5.0 U	NR	500 U	1000 U	5.0 U	25 U	120 U	5.0 U	5.0 U	5.0 U	62 U	5.0 U
Tetrachloroethene	7.8	NR	10000	21000	5.0 U	30	43 J	5.0 U	5.0 U	5.0 U	19 J	1.9 J
Toluene	5.0 U	NR	500 U	1000 U	5.0 U	25 U	120 U	5.0 U	5.0 U	5.0 U	62 U	5.0 U
1,1,1-Trichloroethane	5.0 U	NR	350 J	690 J	5.0 U	25 U	120 U	5.0 U	5.0 U	5.0 U	39 J	5.0 U
1,1,2-Trichloroethane	5.0 U	NR	500 U	1000 U	5.0 U	25 U	120 U	5.0 U	5.0 U	5.0 U	62 U	5.0 U
Trichloroethene	60	NR	14000	8100	1.8 J	610	3100	5.0 U	36	34	1300	42
VinylChloride	5.0 U	NR	500 U	1000 U	5.0 U	25 U	120 U	5.0 U	5.0 U	5.0 U	62 U	5.0 U
Total Confident Conc. VOAs (s)	108.8	NR	25400	29100	24.3	850	4100	5.4	88	82	2140	54

Sample ID Lab Sample Number Sampling Date Matrix	MW-74S C6F220113009 6/21/2006 WATER	MW-74S Duplicate (DUP-M) C6F220113012 6/21/2006 WATER	MW-75D C6F240114010 6/23/2006 WATER	MW-75S C6F240114009 6/23/2006 WATER	MW-79 C6F200149003 6/19/2006 WATER	MW-81D C6F240114002 6/23/2006 WATER	MW-81S C6F240114001 6/23/2006 WATER	MW-82 C6F220113010 6/21/2006 WATER	MW-85 C6F210138007 6/20/2006 WATER	MW-85 Duplicate (DUP-2) C6F210138009 6/20/2006 WATER	MW-87 C6F230124013 6/22/2006 WATER	MW-88 C6F230124010 6/22/2006 WATER
METALS/WET CHEM - units												
Chromium - µg/l	3.0 B	2.6 B	5 U	1.3 B	NR	NR	NR	NR	5.0 U	NR	5.0 U	5.0 U
Lead - µg/l	3.0 U	3.0 U	2.2 BJ*	3.4 J*	NR	NR	NR	NR	3.2 J*	NR	2.1 B	3.0 U
Nickel - µg/l	40 U	40 U	40 U	40 U	NR	NR	NR	NR	40 U	NR	40 U	40 U
Zinc - µg/l	10.3 BJ*	14.6 BJ*	17.6 BJ*	12.4 BJ*	NR	NR	NR	NR	9.8 BJ*	NR	11.1 BJ*	3.1 BJ*
ChromiumVI - µg/l	10 U	10 U	10 U	10 U	NR	NR	NR	NR	10 U	NR	10 U	10 U
Available Cyanide - mg/l	NR	NR	NR	NR	NR	NR	NR	NR	NR	NR	NR	NR
Total Cyanide - mg/l	NR	NR	NR	NR	NR	NR	NR	NR	NR	NR	NR	NR

NOTES:

All metals results are dissolved (field filtered) unless noted.

NA - Not applicable.

NR - (Analysis) Not Requested.

µg/l - Micrograms per liter

mg/l - Milligrams per liter

Qualifiers

U - The compound was not detected at the indicated concentration.

J - Data indicates the presence of a compound that meets the identification criteria. The result is less than the quantitation limit but greater than zero.

The concentration given is an approximate value.

J* - Indicates there was contamination in the method blank.

B - Reported value is less than the Practical Quantitation Limit but greater than or equal to the Instrument Detection Limit.

E - Estimated result. Result concentration exceeds the calibration range.

GC/MS - Gas chromatograph/mass spectrometer

**TABLE A-2
GROUNDWATER QUALITY ANALYSES SUMMARY
JUNE 2006 KEY WELL SAMPLING EVENT**

Harley-Davidson Motor Company Operations, Inc.
York Vehicle Operations
1425 Eden Road, York PA 17402

Sample ID	MW-88 Duplicate (DUP-4)	MW-91	MW-92	MW-92 (Lab Dup)	MW-93D	MW-93S	Trip_Blank-1	Trip_Blank_2	Trip_Blank_3	Trip_Blank-4	Trip_Blank-5
Lab Sample Number	C6F230124014	C6F230124002	C6F230124003	C6F230124003	C6F230124009	C6F230124008	C6F200149006	C6F210138010	C6F220113013	C6F230124015	C6F240114014
Sampling Date	6/22/2006	6/22/2006	6/22/2006	6/22/2006	6/22/2006	6/22/2006	6/19/2006	6/20/2006	6/21/2006	6/22/2006	6/23/2006
Matrix	WATER	WATER	WATER	WATER	WATER	WATER	WATER	WATER	WATER	WATER	WATER
Dilution Factor	1.0	1.0	2.0	1.0	2.5	1.0	1.0	1.0	1.0	1.0	1.0
Units	ug/L	ug/L	ug/L	ug/L	ug/L	ug/L	ug/L	ug/L	ug/L	ug/L	ug/L
VOLATILE COMPOUNDS (GC/MS)											
Acrolein	100 U	100 U	200 U	100 U	250 U	100 U	100 U	100 U	100 U	100 U	100 U
Acrylonitrile	100 U	100 U	200 U	100 U	250 U	100 U	100 U	100 U	100 U	100 U	100 U
Benzene	5.0 U	5.0 U	10 U	5.0 U	12 U	5.0 U	5.0 U	5.0 U	5.0 U	5.0 U	5.0 U
Bromodichloromethane	5.0 U	5.0 U	10 U	5.0 U	12 U	5.0 U	5.0 U	5.0 U	5.0 U	5.0 U	5.0 U
Bromoform	5.0 U	5.0 U	10 U	5.0 U	12 U	5.0 U	5.0 U	5.0 U	5.0 U	5.0 U	5.0 U
Bromomethane	5.0 U	5.0 U	10 U	5.0 U	12 U	5.0 U	5.0 U	5.0 U	5.0 U	5.0 U	5.0 U
2-Butanone	5.0 U	5.0 U	10 U	5.0 U	12 U	5.0 U	5.0 U	5.0 U	5.0 U	5.0 U	5.0 U
CarbonTetrachloride	5.0 U	5.0 U	10 U	5.0 U	12 U	5.0 U	5.0 U	5.0 U	5.0 U	5.0 U	5.0 U
Chlorobenzene	5.0 U	5.0 U	10 U	5.0 U	12 U	5.0 U	5.0 U	5.0 U	5.0 U	5.0 U	5.0 U
Dibromochloromethane	5.0 U	5.0 U	10 U	5.0 U	12 U	5.0 U	5.0 U	5.0 U	5.0 U	5.0 U	5.0 U
Chloroethane	5.0 U	5.0 U	10 U	5.0 U	12 U	5.0 U	5.0 U	5.0 U	5.0 U	5.0 U	5.0 U
2-ChloroethylVinylEther	10 U	10 U	20 U	10 U	25 U	10 U	10 U	10 U	10 U	10 U	10 U
Chloroform	5.0 U	5.0 U	10 U	5.0 U	12 U	5.0 U	5.0 U	5.0 U	5.0 U	5.0 U	5.0 U
Chloromethane	5.0 U	5.0 U	10 U	5.0 U	12 U	5.0 U	5.0 U	5.0 U	5.0 U	5.0 U	5.0 U
cis-1,2-Dichloroethene	12	5.0 U	10 U	1.2 J	22	5.0 U	5.0 U	5.0 U	5.0 U	5.0 U	5.0 U
trans-1,2-Dichloroethene	5.0 U	5.0 U	10 U	5.0 U	12 U	5.0 U	5.0 U	5.0 U	5.0 U	5.0 U	5.0 U
1,1-Dichloroethane	5.0 U	5.0 U	10 U	5.0 U	12 U	5.0 U	5.0 U	5.0 U	5.0 U	5.0 U	5.0 U
1,2-Dichloroethane	5.0 U	5.0 U	10 U	5.0 U	12 U	5.0 U	5.0 U	5.0 U	5.0 U	5.0 U	5.0 U
1,1-Dichloroethene	5.0 U	5.0 U	10 U	5.0 U	4.4 J	5.0 U	5.0 U	5.0 U	5.0 U	5.0 U	5.0 U
1,2-Dichloropropane	5.0 U	5.0 U	10 U	5.0 U	12 U	5.0 U	5.0 U	5.0 U	5.0 U	5.0 U	5.0 U
cis-1,3-Dichloropropene	5.0 U	5.0 U	10 U	5.0 U	12 U	5.0 U	5.0 U	5.0 U	5.0 U	5.0 U	5.0 U
trans-1,3-Dichloropropene	5.0 U	5.0 U	10 U	5.0 U	12 U	5.0 U	5.0 U	5.0 U	5.0 U	5.0 U	5.0 U
1,4-Dioxane	1000 U	1000 U	2000 U	1000 U	2500 U	1000 U	1000 U	1000 U	1000 U	1000 U	1000 U
Ethylbenzene	5.0 U	5.0 U	10 U	5.0 U	12 U	5.0 U	5.0 U	5.0 U	5.0 U	5.0 U	5.0 U
MethyleneChloride	5.0 U	5.0 U	2.5 J	5.0 U	12 U	5.0 U	5.0 U	5.0 U	4.9 J	1.2 J	5.0 U
1,1,2,2-Tetrachloroethane	5.0 U	5.0 U	10 U	5.0 U	12 U	5.0 U	5.0 U	5.0 U	5.0 U	5.0 U	5.0 U
Tetrachloroethene	1.9 J	150	150	210 E	220	1.1 J	5.0 U	5.0 U	5.0 U	5.0 U	5.0 U
Toluene	5.0 U	5.0 U	10 U	5.0 U	12 U	5.0 U	5.0 U	5.0 U	5.0 U	5.0 U	5.0 U
1,1,1-Trichloroethane	5.0 U	5.0 U	10 U	5.0 U	18	5.0 U	5.0 U	5.0 U	5.0 U	5.0 U	5.0 U
1,1,2-Trichloroethane	5.0 U	5.0 U	10 U	5.0 U	12 U	5.0 U	5.0 U	5.0 U	5.0 U	5.0 U	5.0 U
Trichloroethene	42	26	53	67	180	5.0 U	5.0 U	5.0 U	5.0 U	5.0 U	5.0 U
VinylChloride	5.0 U	5.0 U	10 U	5.0 U	5.0 U	5.0 U	5.0 U	5.0 U	5.0 U	5.0 U	5.0 U
Total Confident Conc. VOAs (s)	54	176	203	67	440	0	0	0	0	0	0

Sample ID	MW-88 Duplicate (DUP-4)	MW-91	MW-92	MW-92 Redo	MW-93D	MW-93S	Trip_Blank-1	Trip_Blank_2	TRIP_BLANK_3	Trip-Blank-4	Trip_Blank-5
Lab Sample Number	C6F230124014	C6F230124002	C6F230124003	C6F230124003-RE	C6F230124009	C6F230124008	C6F200149006	C6F210138010	C6F220113013	C6F230124015	C6F240114014
Sampling Date	6/22/2006	6/22/2006	6/22/2006	6/22/2006	6/22/2006	6/22/2006	6/19/2006	6/20/2006	6/21/2006	6/22/2006	6/23/2006
Matrix	WATER	WATER	WATER	WATER	WATER	WATER	WATER	WATER	WATER	WATER	WATER
METALS/WET CHEM - units											
Chromium - µg/l	NR	NR	NR	NR	NR	5 U	6.7	NR	NR	NR	NR
Lead - µg/l	NR	NR	NR	NR	NR	3 U	3 U	NR	NR	NR	NR
Nickel - µg/l	NR	NR	NR	NR	NR	40 U	40 U	NR	NR	NR	NR
Zinc - µg/l	NR	NR	NR	NR	NR	7.2 BJ*	4.3 BJ*	NR	NR	NR	NR
ChromiumVI - µg/l	NR	NR	NR	NR	NR	10 U	10 U	NR	NR	NR	NR
Available Cyanide - mg/l	NR	0.0049	0.0023	NR	NR	0.0017 B	0.002 U	NR	NR	NR	NR
Total Cyanide - mg/l	NR	0.350	0.0250	NR	NR	0.010 U	0.010 U	NR	NR	NR	NR

NOTES:

All metals results are dissolved (field filtered) unless noted.

NA - Not applicable.

NR - (Analysis) Not Requested.

µg/l - Micrograms per liter

mg/l - Milligrams per liter

Qualifiers

U - The compound was not detected at the indicated concentration.

J - Data indicates the presence of a compound that meets the identification criteria. The result is less than the quantitation limit but greater than zero. The concentration given is an approximate value.

J* - Indicates there was contamination in the method blank.

B - Reported value is less than the Practical Quantitation Limit but greater than or equal to the Instrument Detection Limit.

E - Estimated result. Result concentration exceeds the calibration range.

GC/MS - Gas chromatograph/mass spectrometer

TABLE A-3
GROUNDWATER QUALITY ANALYSES
2006 EXTRACTION WELL SAMPLING SUMMARY
Harley-Davidson Motor Company Operations, Inc.
York Vehicle Operations
1425 Eden Road, York PA 17402

Sample ID	CW-1	CW-1A	CW-2	CW-3	CW-4	CW-5	CW-6	CW-7	CW-7A	CW-8	CW-9	CW-13	CW-15A	CW-17	Softail Lift Station	Trip-Blank A
Lab Lot Number	C6F200154	C6F200154	C6F200154	C6F200154	C6F200154	C6F200154	C6F200154	C6F200154	C6F200154	C6F200154	C6F200154	C6F200154	C6F200154	C6F200154	C6F200154	C6F200154
Lab Sample Number	001	002	003	004	005	006	007	008	009	010	011	012	013	014	015	016
Sampling Date	06/19/06	06/19/06	06/19/06	06/19/06	06/19/06	06/19/06	06/19/06	06/19/06	06/19/06	06/19/06	06/19/06	06/19/06	06/19/06	06/19/06	06/19/06	06/19/06
Matrix	WATER	WATER	WATER	WATER	WATER	WATER	WATER	WATER	WATER	WATER	WATER	WATER	WATER	WATER	WATER	WATER
Dilution Factor	1	1	1	1	1	1	1	1	2.5	2.5	2	5	50	2	1	1
Units	ug/L	ug/L	ug/L	ug/L	ug/L	ug/L	ug/L	ug/L	ug/L	ug/L	ug/L	ug/L	ug/L	ug/L	ug/L	ug/L
VOLATILE COMPOUNDS (GC/MS)																
Chloromethane	5.0 U	5.0 U	5.0 U	5.0 U	5.0 U	5.0 U	5.0 U	5.0 U	12 U	12 U	10 U	25 U	250 U	10 U	5.0 U	5.0 U
Bromomethane	5.0 U	5.0 U	5.0 U	5.0 U	5.0 U	5.0 U	5.0 U	5.0 U	12 U	12 U	10 U	25 U	250 U	10 U	5.0 U	5.0 U
VinylChloride	5.0 U	5.0 U	5.0 U	5.0 U	5.0 U	5.0 U	5.0 U	5.0 U	12 U	12 U	10 U	21 J	250 U	10 U	5.0 U	5.0 U
Chloroethane	5.0 U	5.0 U	5.0 U	5.0 U	5.0 U	5.0 U	5.0 U	5.0 U	12 U	12 U	10 U	25 U	250 U	10 U	5.0 U	5.0 U
MethyleneChloride	5.0 U	5.0 U	5.0 U	5.0 U	5.0 U	5.0 U	5.0 U	5.0 U	12 U	12 U	10 U	25 U	81 JB	10 U	5.0 U	5.0 U
1,1-Dichloroethene	5.0 U	5.0 U	5.0 U	5.0 U	5.0 U	5.0 U	5.0 U	5.0 U	12 U	11 J	10 U	25 U	1200	18	5.0 U	5.0 U
1,1-Dichloroethane	5.0 U	5.0 U	5.0 U	5.0 U	5.0 U	5.0 U	5.0 U	5.0 U	12 U	12 U	10 U	25 U	250 U	7.4 J	5.0 U	5.0 U
trans-1,2-Dichloroethene	5.0 U	5.0 U	5.0 U	5.0 U	5.0 U	5.0 U	5.0 U	5.0 U	12 U	12 U	10 U	25 U	250 U	10 U	5.0 U	5.0 U
cis-1,2-Dichloroethene	5.0 U	13	2.4 J	26	37	17	54	5.0 U	12 U	100	53	760	5300	120	5.0 U	5.0 U
Chloroform	5.0 U	5.0 U	5.0 U	5.0 U	5.0 U	5.0 U	5.0 U	5.0 U	12 U	12 U	10 U	25 U	250 U	10 U	5.0 U	5.0 U
1,2-Dichloroethane	5.0 U	5.0 U	5.0 U	5.0 U	5.0 U	5.0 U	5.0 U	5.0 U	12 U	12 U	10 U	25 U	250 U	10 U	5.0 U	5.0 U
2-Butanone	5.0 U	5.0 U	5.0 U	5.0 U	5.0 U	5.0 U	5.0 U	5.0 U	12 U	12 U	10 U	25 U	250 U	10 U	5.0 U	5.0 U
1,1,1-Trichloroethane	5.0 U	5.0 U	5.0 U	5.0 U	5.0 U	5.0 U	5.0 U	5.0 U	12 U	21	24	25 U	6300	32	5.0 U	5.0 U
CarbonTetrachloride	5.0 U	5.0 U	5.0 U	5.0 U	5.0 U	5.0 U	5.0 U	5.0 U	12 U	12 U	10 U	25 U	250 U	10 U	5.0 U	5.0 U
Bromodichloromethane	5.0 U	5.0 U	5.0 U	5.0 U	5.0 U	5.0 U	5.0 U	5.0 U	12 U	12 U	10 U	25 U	250 U	10 U	5.0 U	5.0 U
1,2-Dichloropropane	5.0 U	5.0 U	5.0 U	5.0 U	5.0 U	5.0 U	5.0 U	5.0 U	12 U	12 U	10 U	25 U	250 U	10 U	5.0 U	5.0 U
cis-1,3-Dichloropropene	5.0 U	5.0 U	5.0 U	5.0 U	5.0 U	5.0 U	5.0 U	5.0 U	12 U	12 U	10 U	25 U	250 U	10 U	5.0 U	5.0 U
Trichloroethene	5.0 U	86	21	35	110	30	42	20	340	330	160	580	5700	260	5.0 U	5.0 U
Dibromochloromethane	5.0 U	5.0 U	5.0 U	5.0 U	5.0 U	5.0 U	5.0 U	5.0 U	12 U	12 U	10 U	25 U	250 U	10 U	5.0 U	5.0 U
1,1,2-Trichloroethane	5.0 U	5.0 U	5.0 U	5.0 U	5.0 U	5.0 U	5.0 U	5.0 U	12 U	12 U	10 U	25 U	250 U	10 U	5.0 U	5.0 U
Benzene	5.0 U	5.0 U	5.0 U	5.0 U	5.0 U	5.0 U	5.0 U	5.0 U	12 U	12 U	10 U	25 U	250 U	10 U	5.0 U	5.0 U
trans-1,3-Dichloropropene	5.0 U	5.0 U	5.0 U	5.0 U	5.0 U	5.0 U	5.0 U	5.0 U	12 U	12 U	10 U	25 U	250 U	10 U	5.0 U	5.0 U
2-ChloroethylVinylEther	10 U	10 U	10 U	10 U	10 U	10 U	10 U	10 U	25 U	25 U	20 U	50 U	500 U	20 U	10 U	10 U
Bromoform	5.0 U	5.0 U	5.0 U	5.0 U	5.0 U	5.0 U	5.0 U	5.0 U	12 U	12 U	10 U	25 U	250 U	10 U	5.0 U	5.0 U
Tetrachloroethene	5.0 U	5.0 U	5.0 U	5.0 U	5.7	5.9	110	5.0 U	4.4 J	22	400	210	1200	69	5.0 U	5.0 U
1,1,2,2-Tetrachloroethane	5.0 U	5.0 U	5.0 U	5.0 U	5.0 U	5.0 U	5.0 U	5.0 U	12 U	12 U	10 U	25 U	250 U	10 U	5.0 U	5.0 U
Toluene	5.0 U	5.0 U	5.0 U	5.0 U	5.0 U	5.0 U	5.0 U	5.0 U	12 U	12 U	10 U	25 U	250 U	10 U	5.0 U	5.0 U
Chlorobenzene	5.0 U	5.0 U	5.0 U	5.0 U	5.0 U	5.0 U	5.0 U	5.0 U	12 U	12 U	2.3 J	25 U	250 U	10 U	5.0 U	5.0 U
Ethylbenzene	5.0 U	5.0 U	5.0 U	5.0 U	5.0 U	5.0 U	5.0 U	5.0 U	12 U	12 U	10 U	25 U	250 U	10 U	5.0 U	5.0 U
Acrolein	100 U	100 U	100 U	100 U	100 U	100 U	100 U	100 U	250 U	250 U	200 U	500 U	5000 U	200 U	100 U	100 U
Acrylonitrile	100 U	100 U	100 U	100 U	100 U	100 U	100 U	100 U	250 U	250 U	200 U	500 U	5000 U	200 U	100 U	100 U
1,4-Dioxane	1000 U	1000 U	1000 U	1000 U	1000 U	1000 U	1000 U	1000 U	2500 U	2500 U	2000 U	5000 U	50000 U	2000 U	1000 U	1000 U
Total Confident Conc. VOAs (s)	0	99	21	61	152.7	52.9	206	20	340	473	637	1550	19700	499	0	0

ALL ANALYSES PERFORMED BY SEVERN TRENT LABORATORIES - PITTSBURGH, PA

Qualifiers

- U - The compound was not detected at the indicated concentration.
- J - Data indicates the presence of a compound that meets the identification criteria. The result is less than the quantitation limit but greater than zero. The concentration given is an approximate value.
- B - The analyte was found in the laboratory blank as well as the sample. This indicates possible laboratory contamination of the environmental sample.

TABLE A-3
GROUNDWATER QUALITY ANALYSES
2006 EXTRACTION WELL SAMPLING SUMMARY
Harley-Davidson Motor Company Operations, Inc.
York Vehicle Operations
1425 Eden Road, York PA 17402

Sample ID	CW-1	CW-1A	CW-2	CW-3	CW-4	CW-5	CW-6	CW-7	CW-7A	CW-8	CW-9	CW-13	CW-15A	CW-17	Softail Lift Station	Trip-Blank
Lab Lot Number	C6L090159	C6L090159	C6L090159	C6L120327	C6L090159	C6L090159	C6L090159	C6L090159	C6L090159	C6L090159	C6L090159	C6L090159	C6L090159	C6L090159	C6L090159	C6L090159
Lab Sample Number	001	003	002	001	004	005	006	007	012	001	008	009	010	011	013	014
Sampling Date	12/8/06	12/8/06	12/8/06	12/11/06	12/8/06	12/8/06	12/8/06	12/8/06	12/8/06	1/3/07	12/8/06	12/8/06	12/8/06	12/8/06	12/8/06	12/8/06
Matrix	WATER	WATER	WATER	WATER	WATER	WATER	WATER	WATER	WATER	WATER	WATER	WATER	WATER	WATER	WATER	WATER
Dilution Factor	3	5	1	1	2	1	10	1	12.5	12.5	50	50	250	10	1	1
Units	ug/L	ug/L	ug/L	ug/L	ug/L	ug/L	ug/L	ug/L	ug/L	ug/L	ug/L	ug/L	ug/L	ug/L	ug/L	ug/L
VOLATILE COMPOUNDS (GC/MS)																
Chloromethane	3.0 U	5.0 U	1.0 U	0.28 J	2.0 U	1.0 U	10 U	1.0 U	12 U	12 U	50 U	50 U	250 U	10 U	1.0 U	1.0 U
Bromomethane	3.0 U	5.0 U	1.0 U	1.0 U	2.0 U	1.0 U	10 U	1.0 U	12 U	12 U	50 U	50 U	250 U	10 U	1.0 U	1.0 U
VinylChloride	3.0 U	5.0 U	1.0 U	1.0 U	2.0 U	1.0 U	10 U	1.0 U	12 U	12 U	50 U	21 J	250 U	10 U	1.0 U	1.0 U
Chloroethane	3.0 U	5.0 U	1.0 U	1.0 U	2.0 U	1.0 U	10 U	1.0 U	12 U	12 U	50 U	10 U	250 U	10 U	1.0 U	1.0 U
MethyleneChloride	3.0 U	5.0 U	1.0 U	1.0 U	2.0 U	1.0 U	10 U	1.0 U	12 U	12 U	50 U	50 U	250 U	10 U	1.0 U	1.0 U
1,1-Dichloroethene	3.0 U	5.0 U	1.0 U	1.0 U	2.0 U	1.0 U	10 U	1.0 U	12 U	13	50 U	50 U	1000	16	1.0 U	1.0 U
1,1-Dichloroethane	3.0 U	5.0 U	1.0 U	1.0 U	2.0 U	1.0 U	10 U	1.0 U	12 U	4.8 J	50 U	50 U	83 J	6.0 J	1.0 U	1.0 U
trans-1,2-Dichloroethene	3.0 U	5.0 U	1.0 U	1.0 U	2.0 U	1.0 U	10 U	1.0 U	12 U	12 U	50 U	50 U	250 U	10 U	1.0 U	1.0 U
cis-1,2-Dichloroethene	10	5.0 U	0.48 J	27	33	5.3	39	0.31 J	12 U	130	66	650	4200	88	1.0 U	1.0 U
Chloroform	3.0 U	5.0 U	1.0 U	1.0 U	2.0 U	1.0 U	10 U	1.0 U	12 U	12 U	50 U	50 U	250 U	10 U	1.0 U	1.0 U
1,2-Dichloroethane	3.0 U	5.0 U	1.0 U	1.0 U	2.0 U	1.0 U	10 U	1.0 U	12 U	12 U	50 U	50 U	250 U	10 U	1.0 U	1.0 U
2-Butanone	15 U	25 U	5.0 U	5.0 U	5.0 U	5.0 U	50 U	5.0 U	62 U	62 U	250 U	25 U	1200 U	50 U	5.0 U	5.0 U
1,1,1-Trichloroethane	3.0 U	5.0 U	1.0 U	1.0 U	2.0 U	1.0 U	10 U	1.0 U	12 U	19	50 U	50 U	3800	23	1.0 U	1.0 U
CarbonTetrachloride	3.0 U	5.0 U	1.0 U	1.0 U	2.0 U	1.0 U	10 U	1.0 U	12 U	12 U	50 U	50 U	250 U	10 U	1.0 U	1.0 U
Bromodichloromethane	3.0 U	5.0 U	1.0 U	1.0 U	2.0 U	1.0 U	10 U	1.0 U	12 U	12 U	50 U	50 U	250 U	10 U	1.0 U	1.0 U
1,2-Dichloropropane	3.0 U	5.0 U	1.0 U	1.0 U	2.0 U	1.0 U	10 U	1.0 U	12 U	12 U	50 U	50 U	250 U	10 U	1.0 U	1.0 U
cis-1,3-Dichloropropene	3.0 U	5.0 U	1.0 U	1.0 U	2.0 U	1.0 U	10 U	1.0 U	12 U	12 U	50 U	50 U	250 U	10 U	1.0 U	1.0 U
Trichloroethene	59	59	14	11	69	6.1	31	14	330	440	300	500	4700	230	0.61 J	1.0 U
Dibromochloromethane	3.0 U	5.0 U	1.0 U	1.0 U	2.0 U	1.0 U	10 U	1.0 U	12 U	12 U	50 U	50 U	250 U	10 U	1.0 U	1.0 U
1,1,2-Trichloroethane	3.0 U	5.0 U	1.0 U	1.0 U	2.0 U	1.0 U	10 U	1.0 U	12 U	12 U	50 U	50 U	250 U	10 U	0.25 J	1.0 U
Benzene	3.0 U	5.0 U	1.0 U	1.0 U	2.0 U	1.0 U	10 U	1.0 U	12 U	12 U	50 U	50 U	250 U	10 U	1.0 U	1.0 U
trans-1,3-Dichloropropene	3.0 U	5.0 U	1.0 U	1.0 U	2.0 U	1.0 U	10 U	1.0 U	12 U	12 U	50 U	50 U	250 U	10 U	1.0 U	1.0 U
2-ChloroethylVinylEther	6.0 U	10 U	2.0 U	2.0 U	2.0 U	2.0 U	20 U	2.0 U	25 U	25 U	100 U	50 U	500 U	20 U	2.0 U	2.0 U
Bromoform	3.0 U	5.0 U	1.0 U	1.0 U	2.0 U	1.0 U	10 U	1.0 U	12 U	12 U	50 U	50 U	250 U	10 U	1.0 U	1.0 U
Tetrachloroethene	3.0 U	5.0 U	1.1	6.7	4.6	9.3	130	1.0 U	5.9 J	32	520	170	1100	68	1.0 U	1.0 U
1,1,2,2-Tetrachloroethane	3.0 U	5.0 U	1.0 U	1.0 U	2.0 U	1.0 U	10 U	1.0 U	12 U	12 U	50 U	50 U	250 U	10 U	1.0 U	1.0 U
Toluene	3.0 U	5.0 U	1.0 U	1.0 U	2.0 U	1.0 U	10 U	1.0 U	12 U	12 U	50 U	50 U	250 U	10 U	1.0 U	1.0 U
Chlorobenzene	3.0 U	5.0 U	1.0 U	1.0 U	2.0 U	1.0 U	10 U	1.0 U	12 U	12 U	50 U	50 U	250 U	10 U	1.0 U	1.0 U
Ethylbenzene	3.0 U	5.0 U	1.0 U	1.0 U	2.0 U	1.0 U	10 U	1.0 U	12 U	12 U	50 U	50 U	250 U	10 U	1.0 U	1.0 U
Acrolein	60 U	100 U	20 U	20 U	100 U	20 U	200 U	20 U	250 U	250 U	1000 U	1000 U	5000 U	200 U	20 U	20 U
Acrylonitrile	60 U	100 U	20 U	20 U	100 U	20 U	200 U	20 U	250 U	250 U	1000 U	1000 U	5000 U	200 U	20 U	20 U
1,4-Dioxane	600 U	1000 U	200 U	200 U	1000 U	200 U	2000 U	200 U	2500 U	2500 U	10000 U	10000 U	50000 U	2000 U	200 U	200 U
Total Confident Conc. VOAs (s)	69	59	15.1	44.7	106.6	20.7	200	14	330	634	886	1320	14800	425	0	0

ALL ANALYSES PERFORMED BY SEVERN TRENT LABORATORIES - PITTSBURGH, PA

Qualifiers

- U - The compound was not detected at the indicated concentration.
- J - Data indicates the presence of a compound that meets the identification criteria. The result is less than the quantitation limit but greater than zero. The concentration given is an approximate value.
- B - The analyte was found in the laboratory blank as well as the sample. This indicates possible laboratory contamination of the environmental sample.

TABLE A-4
WATER QUALITY ANALYSES
PACKED TOWER AERATOR SAMPLES (January 1, 2006 - December 31, 2006)
Harley-Davidson Motor Company Operations, Inc.
York Vehicle Operations
1425 Eden Road, York PA 17402

Sample ID		Outfall #003 GWTS	Outfall #003 GWTS	Outfall #003 GWTS	Outfall #003 GWTS	Outfall #003 GWTS	Outfall #003 GWTS	Outfall #003 GWTS	Outfall #003 GWTS	Outfall #003 GWTS	Outfall #003 GWTS	Outfall #003 GWTS	Outfall #003 GWTS
Lab ID		9636057001	9638727001	9641255001	9644673001	9647485001	9650207001	9653438001	9656624001	9660001001	9663076001	9666010001	9669314001
Sample Date		1/5/2006	2/3/2006	3/2/2006	4/6/2006	5/4/2006	6/1/2006	7/6/2006	8/3/2006	9/7/2006	10/5/2006	11/3/2006	12/8/2006
Parameter	Units	Result	Result	Result	Result	Result	Result	Result	Result	Result	Result	Result	Result
1,1-DICHLOROETHENE	µg/l	N.D.@0.13	N.D.@0.13	N.D.@0.13	N.D.@0.13	N.D.@0.13	N.D.@0.13	N.D.@0.13	N.D.@0.13	N.D.@0.13	N.D.@0.13	N.D.@0.13	N.D.@0.13
TETRACHLOROETHENE	µg/l	N.D.@1	N.D.@1	N.D.@1	N.D.@1	N.D.@1	N.D.@1	N.D.@1	N.D.@1	N.D.@1	N.D.@1	N.D.@1	N.D.@1
TRICHLOROETHENE	µg/l	N.D.@1	N.D.@1	N.D.@1	N.D.@1	N.D.@1	N.D.@1	N.D.@1	N.D.@1	N.D.@1	N.D.@1	N.D.@1	N.D.@1
TOTAL VOCs	µg/l	0	0	0	0	0	0	0	0	0	0	0	0

Sample ID		Influent to #003 GWTS	Influent to #003 GWTS	Influent to #003 GWTS	Influent to #003 GWTS
Lab ID		9644674001	9652055001	9660002001	9669313001
Sample Date		4/6/2006	06/19/06	09/07/06	12/08/06
Parameter	Units	Result	Result	Result	Result
1,1,1-TRICHLOROETHANE	µg/l	127	98.5	132	172
1,1-DICHLOROETHANE	µg/l	6.9	6.6	7.0	8.4
1,1-DICHLOROETHENE	µg/l	35.8	36.5	35.8	46.6
1,2-DICHLOROETHANE	µg/l	N.D.@1	N.D.@1	N.D.@1	N.D.@1
CHLOROBENZENE	µg/l	1.3	N.D.@1	1.5	N.D.@1
CHLOROFORM	µg/l	1.1	N.D.@1	N.D.@1	N.D.@1
METHYLENE CHLORIDE	µg/l	N.D.@2	N.D.@2	N.D.@1	N.D.@1
TETRACHLOROETHENE	µg/l	365	154	291	447
TRICHLOROETHENE	µg/l	550	449	461	551
VINYL CHLORIDE	µg/l	3.7	5.7	3.3	8.0
CIS 1,2-DICHLOROETHENE	µg/l	278	316	275	387
TRANS 1,2-DICHLOROETHENE	µg/l	N.D.@1	1.6	1.1	2.1
TOTAL VOCs	µg/l	1369	1068	1208	1622

ALL ANALYSES PERFORMED BY ANALYTICAL LABORATORY SERVICES, INC - MIDDLETOWN, PA
µg/l - micrograms per liter
N.D.@1 - not detected at indicated concentration
N.A. - not analyzed

TABLE A-5
GROUNDWATER QUALITY ANALYSES
OFF-SITE SAMPLES (January 1, 2006 - December 31, 2006)
Harley - Davidson Motor Company Operations, Inc.
York Vehicle Operations
1425 Eden Road, York PA 17402

Sample ID	RW-4 Folk C6B160243-001	RW-4 Folk C6E190281-001	RW-4 Folk C6H100111-001	RW-4 Folk C6K040164-001	S-6 Tate C6B160243-002	S-6 Tate C6E190281-002	S-6 Tate C6H100111-002	S-6 Tate C6K040164-002	S-7 Herman C6B160243-003	S-7 Herman C6E190281-003	S-7 Herman C6H100111-003	S-7 Herman C6K040164-003	Trip Blank C6B160243-004	Trip Blank C6E190281-004	Trip Blank C6H100111-004	Trip Blank C6K040164-004
Lab Sample Number																
Sampling Date	2/15/06	5/18/06	8/8/06	11/3/06	2/15/06	5/18/06	8/8/06	11/3/06	2/15/06	5/18/06	8/8/06	11/3/06	2/15/06	5/18/06	8/8/06	11/3/06
Matrix	WATER	WATER	WATER	WATER	WATER	WATER	WATER	WATER	WATER	WATER	WATER	WATER	WATER	WATER	WATER	WATER
Dilution Factor	1.0	1.0	1.0	1.0	1.0	1.0	1.0	1.0	1.0	1.0	1.0	1.0	1.0	1.0	1.0	1.0
Units	ug/L	ug/L	ug/L	ug/L	ug/L	ug/L	ug/L	ug/L	ug/L	ug/L	ug/L	ug/L	ug/L	ug/L	ug/L	ug/L
VOLATILE COMPOUNDS (GC/MS)																
Chloromethane	1.0 U	1.0 U	1.0 U	1.0 U	1.0 U	1.0 U	1.0 U	1.0 U	1.0 U	1.0 U	0.25 J	1.0 U	1.0 U	1.0 U	0.24 J	1.0 U
Bromomethane	1.0 U	1.0 U	1.0 U	1.0 U	1.0 U	1.0 U	1.0 U	1.0 U	1.0 U	1.0 U	1.0 U	1.0 U	1.0 U	1.0 U	1.0 U	1.0 U
VinylChloride	1.0 U	1.0 U	1.0 U	1.0 U	1.0 U	1.0 U	1.0 U	1.0 U	1.0 U	1.0 U	1.0 U	1.0 U	1.0 U	1.0 U	1.0 U	1.0 U
Chloroethane	1.0 U	1.0 U	1.0 U	1.0 U	1.0 U	1.0 U	1.0 U	1.0 U	1.0 U	1.0 U	1.0 U	1.0 U	1.0 U	1.0 U	1.0 U	1.0 U
MethyleneChloride	1.0 U	0.48 JB	0.20 JB	1.0 U	1.0 U	0.49 JB	1.0 U	1.0 U	1.0 U	1.0 U	1.0 U	1.0 U	1.0 U	0.63 JB	1.1 B	1.0 U
1,1-Dichloroethene	1.0 U	1.0 U	1.0 U	1.0 U	1.0 U	1.0 U	1.0 U	1.0 U	1.0 U	1.0 U	1.0 U	1.0 U	1.0 U	1.0 U	1.0 U	1.0 U
1,1-Dichloroethane	1.0 U	1.0 U	1.0 U	1.0 U	1.0 U	1.0 U	1.0 U	1.0 U	1.0 U	1.0 U	1.0 U	1.0 U	1.0 U	1.0 U	1.0 U	1.0 U
trans-1,2-Dichloroethene	1.0 U	1.0 U	1.0 U	1.0 U	1.0 U	1.0 U	1.0 U	1.0 U	1.0 U	1.0 U	1.0 U	1.0 U	1.0 U	1.0 U	1.0 U	1.0 U
cis-1,2-Dichloroethene	1.0 U	1.0 U	1.0 U	1.0 U	1.0 U	1.0 U	1.0 U	1.0 U	1.0 U	1.0 U	1.0 U	1.0 U	1.0 U	1.0 U	1.0 U	1.0 U
Chloroform	1.0 U	1.0 U	1.0 U	1.0 U	1.5	1.4	1.9	0.55 J	0.95 J	0.60 J	1.1	0.73 J	1.0 U	1.0 U	1.0 U	1.0 U
1,2-Dichloroethane	1.0 U	1.0 U	1.0 U	1.0 U	1.0 U	1.0 U	1.0 U	1.0 U	1.0 U	1.0 U	1.0 U	1.0 U	1.0 U	1.0 U	1.0 U	1.0 U
2-Butanone	5.0 U	5.0 U	5.0 U	5.0 U	5.0 U	5.0 U	5.0 U	5.0 U	5.0 U	5.0 U	5.0 U	5.0 U	5.0 U	5.0 U	5.0 U	5.0 U
1,1,1-Trichloroethane	1.0 U	1.0 U	1.0 U	1.0 U	1.0 U	1.0 U	1.0 U	1.0 U	1.0 U	1.0 U	1.0 U	1.0 U	1.0 U	1.0 U	1.0 U	1.0 U
CarbonTetrachloride	1.0 U	1.0 U	1.0 U	1.0 U	1.0 U	1.0 U	1.0 U	1.0 U	1.0 U	1.0 U	1.0 U	1.0 U	1.0 U	1.0 U	1.0 U	1.0 U
Bromodichloromethane	1.0 U	1.0 U	1.0 U	1.0 U	1.0 U	1.0 U	1.0 U	1.0 U	1.0 U	1.0 U	1.0 U	1.0 U	1.0 U	1.0 U	1.0 U	1.0 U
1,2-Dichloropropane	1.0 U	1.0 U	1.0 U	1.0 U	1.0 U	1.0 U	1.0 U	1.0 U	1.0 U	1.0 U	1.0 U	1.0 U	1.0 U	1.0 U	1.0 U	1.0 U
cis-1,3-Dichloropropene	1.0 U	1.0 U	1.0 U	1.0 U	1.0 U	1.0 U	1.0 U	1.0 U	1.0 U	1.0 U	1.0 U	1.0 U	1.0 U	1.0 U	1.0 U	1.0 U
Trichloroethene	1.0 U	1.0 U	1.0 U	1.0 U	1.0 U	0.40 J	1.0 U	1.0 U	1.0 U	1.0 U	1.0 U	1.0 U	1.0 U	1.0 U	1.0 U	1.0 U
Dibromochloromethane	1.0 U	1.0 U	1.0 U	1.0 U	1.0 U	1.0 U	1.0 U	1.0 U	1.0 U	1.0 U	1.0 U	1.0 U	1.0 U	1.0 U	1.0 U	1.0 U
1,1,2-Trichloroethane	1.0 U	1.0 U	1.0 U	1.0 U	1.0 U	1.0 U	1.0 U	1.0 U	1.0 U	1.0 U	1.0 U	1.0 U	1.0 U	1.0 U	1.0 U	1.0 U
Benzene	1.0 U	1.0 U	1.0 U	1.0 U	1.0 U	1.0 U	1.0 U	1.0 U	1.0 U	1.0 U	1.0 U	1.0 U	1.0 U	1.0 U	1.0 U	1.0 U
trans-1,3-Dichloropropene	1.0 U	1.0 U	1.0 U	1.0 U	1.0 U	1.0 U	1.0 U	1.0 U	1.0 U	1.0 U	1.0 U	1.0 U	1.0 U	1.0 U	1.0 U	1.0 U
2-ChloroethylVinylEther	2.0 U	2.0 U	2.0 U	2.0 U	2.0 U	2.0 U	2.0 U	2.0 U	2.0 U	2.0 U	2.0 U	2.0 U	2.0 U	2.0 U	2.0 U	2.0 U
Bromoform	1.0 U	1.0 U	1.0 U	1.0 U	1.0 U	1.0 U	1.0 U	1.0 U	1.0 U	1.0 U	1.0 U	1.0 U	1.0 U	1.0 U	1.0 U	1.0 U
Tetrachloroethene	1.0 U	1.0 U	1.0 U	1.0 U	1.0 U	1.0 U	1.0 U	1.0 U	1.0 U	1.0 U	1.0 U	1.0 U	1.0 U	1.0 U	1.0 U	1.0 U
1,1,2,2-Tetrachloroethane	1.0 U	1.0 U	1.0 U	1.0 U	1.0 U	1.0 U	1.0 U	1.0 U	1.0 U	1.0 U	1.0 U	1.0 U	1.0 U	1.0 U	1.0 U	1.0 U
Toluene	1.0 U	1.0 U	1.0 U	1.0 U	1.0 U	1.0 U	1.0 U	1.0 U	1.0 U	1.0 U	1.0 U	1.0 U	1.0 U	1.0 U	1.0 U	1.0 U
Chlorobenzene	1.0 U	1.0 U	1.0 U	1.0 U	1.0 U	1.0 U	1.0 U	1.0 U	1.0 U	1.0 U	1.0 U	1.0 U	1.0 U	1.0 U	1.0 U	1.0 U
Ethylbenzene	1.0 U	1.0 U	1.0 U	1.0 U	1.0 U	1.0 U	1.0 U	1.0 U	1.0 U	1.0 U	1.0 U	1.0 U	1.0 U	1.0 U	1.0 U	1.0 U
Acrolein	20 U	20 U	20 U	20 U	20 U	20 U	20 U	20 U	20 U	20 U	20 U	20 U	20 U	20 U	20 U	20 U
Acrylonitrile	20 U	20 U	20 U	20 U	20 U	20 U	20 U	20 U	20 U	20 U	20 U	20 U	20 U	20 U	20 U	20 U
1,4-Dioxane	200 U	200 U	200 U	200 U	200 U	200 U	200 U	200 U	200 U	200 U	200 U	200 U	200 U	200 U	200 U	200 U
Total Confident Conc. VOAs (s)	0	0	0	0	1.5	2.7	1.9	0	0	0	1.1	0	0	0	0	0
WET CHEMISTRY																
Available Cyanide - mg/l	0.0020 U	0.0020 U	0.0020 U	0.0020 U	0.0020 U	0.0020 U	0.0020 U	0.0020 U	0.0020 U	0.0018 B	0.0008 B	0.030	N.A.	N.A.	N.A.	N.A.
TotalCyanide - mg/l	0.010 U	0.010 U	0.010 U	0.010 U	0.010 U	0.010 U	0.010 U	0.010 U	0.010 U	0.010 U	0.010 U	0.010 U	N.A.	N.A.	N.A.	N.A.

FEBRUARY/MAY/AUGUST ANALYSES PERFORMED BY SEVERN TRENT LABORATORIES (STL) - EDISON, NJ; NOVEMBER ANALYSES BY STL-PITTSBURGH.

ug/l - micrograms per liter

mg/l - milligrams per liter

U - not detected at indicated concentration

N.A. - not analyzed

J - Data indicates the presence of a compound that meets the identification criteria. The result is less than the quantitation limit but greater than zero.

The concentration given is an approximate value.

APPENDIX B

2006 Access[®] Database Summary

Harley Davidson Motor Company

Groundwater Treatment Plant Operations

From: 1/1/2006

To: 12/31/2006

DATE	Tower Blower		Tower Pump		Discharge Flow (gpd)	Acid Pump		KWH	pH	Softail Dewatering Flow (gpd)	SVE Blower	
	Cycles	Hours	Cycles	Hours		Cycles	Hours				Cycles	Hours
1/1/2006	1	23.98	1	23.98	393800	0	0.00	1957	6.90	2200	1	23.98
1/2/2006	1	23.97	1	23.97	402200	0	0.00	1984	6.90	10510	1	23.97
1/3/2006	1	23.98	1	23.98	408900	0	0.00	1989	6.90	17070	1	23.98
1/4/2006	1	23.98	1	23.98	398200	0	0.00	1962	6.90	6380	1	23.98
1/5/2006	1	23.98	1	23.98	396400	0	0.00	2067	6.90	4970	1	23.98
1/6/2006	1	23.98	1	23.98	396400	0	0.00	2295	6.90	4100	1	23.98
1/7/2006	1	23.98	1	23.98	397700	0	0.00	2315	6.90	3080	1	23.98
1/8/2006	1	23.98	1	23.98	397100	0	0.00	2245	6.90	2860	1	23.98
1/9/2006	9	19.68	27	22.1	322800	0	0.00	1690	7.00	2440	2	19.42
1/10/2006	1	23.98	1	23.98	396000	0	0.00	1916	6.90	1750	1	23.98
1/11/2006	1	23.98	1	23.98	406200	0	0.00	1873	6.90	5060	1	23.98
1/12/2006	1	23.97	1	23.97	406200	0	0.00	1873	6.90	5060	1	23.97
1/13/2006	1	23.98	1	23.98	404200	0	0.00	1880	6.90	3330	1	23.98
1/14/2006	1	23.98	1	23.98	409500	0	0.00	1914	6.90	9170	1	23.98
1/15/2006	1	23.98	1	23.98	406100	0	0.00	2004	6.90	4850	1	23.98
1/16/2006	1	23.98	1	23.98	403100	0	0.00	1982	6.90	3400	1	23.98
1/17/2006	1	23.98	1	23.98	402900	0	0.00	1970	6.90	3000	1	23.98
1/18/2006	1	23.98	1	23.98	410600	0	0.00	1939	6.90	16480	1	23.98
1/19/2006	1	23.98	1	23.98	399900	0	0.00	1930	6.90	7240	3	23.97
1/20/2006	1	23.98	1	23.98	396300	0	0.00	1874	6.90	5240	1	23.98
1/21/2006	1	23.97	1	23.97	395600	0	0.00	1912	6.90	4370	1	23.97
1/22/2006	1	23.98	1	23.98	396300	0	0.00	1982	6.90	3770	1	23.98
1/23/2006	1	23.98	1	23.98	408100	0	0.00	2009	6.90	15850	1	23.98
1/24/2006	1	23.98	1	23.98	400100	0	0.00	1937	6.90	7760	1	23.98
1/25/2006	1	23.98	1	23.98	399900	0	0.00	2006	6.90	6540	1	23.98

DATE	Tower Blower		Tower Pump		Discharge Flow (gpd)	Acid Pump		KWH	pH	Softail Dewatering Flow (gpd)	SVE Blower	
	Cycles	Hours	Cycles	Hours		Cycles	Hours				Cycles	Hours
1/26/2006	1	23.98	1	23.98	403900	0	0.00	2006	6.90	4940	1	23.98
1/27/2006	1	23.98	1	23.98	403000	0	0.00	1968	6.90	3910	1	23.98
1/28/2006	0	23.98	1	23.98	402500	0	0.00	1943	6.90	4115	1	23.98
1/29/2006	1	23.98	1	23.98	402500	0	0.00	1943	6.90	4115	1	23.98
1/30/2006	1	23.98	1	23.98	401500	0	0.00	2035	6.90	4130	1	23.98
1/31/2006	1	23.98	1	23.98	404000	0	0.00	2053	6.90	7830	1	23.98
2/1/2006	1	6.22	1	6.22	105700	0	0.00	546	6.90	1680	1	6.22
2/2/2006	1	11.02	1	10.93	183800	0	0.00	880	6.90	7970	1	10.75
2/3/2006	1	23.98	1	23.98	413200	0	0.00	1953	6.90	16580	1	23.98
2/4/2006	1	23.97	1	23.97	421200	0	0.00	1980	6.90	14630	1	23.97
2/5/2006	1	23.98	1	23.98	423500	0	0.00	2095	6.90	14280	1	23.98
2/6/2006	1	23.98	1	23.98	415700	0	0.00	2112	6.90	7960	1	23.98
2/7/2006	1	23.98	1	23.98	399000	0	0.00	2160	6.90	6200	1	23.98
2/8/2006	1	23.97	1	23.97	391400	0	0.00	2051	6.90	5380	1	23.97
2/9/2006	2	23	2	22.97	374100	0	0.00	1900	6.90	5140	2	22.7
2/10/2006	1	23.98	1	23.98	396200	0	0.00	1991	6.90	4370	1	23.98
2/11/2006	1	23.98	1	23.98	401100	0	0.00	2005	6.90	4600	1	23.98
2/12/2006	1	23.98	1	23.98	405300	0	0.00	1995	6.90	4650	1	23.98
2/13/2006	1	23.98	1	23.98	403400	0	0.00	1983	6.90	4780	1	23.98
2/14/2006	1	23.98	1	23.98	402800	0	0.00	1946	6.90	5140	1	23.98
2/15/2006	1	23.98	1	23.98	404900	0	0.00	1923	6.90	8200	1	23.98
2/16/2006	1	23.98	1	23.98	410700	0	0.00	1899	6.90	13160	2	23.97
2/17/2006	1	23.97	1	23.97	388500	0	0.00	1798	7.00	4730	1	23.97
2/18/2006	1	23.98	1	23.98	414000	0	0.00	2029	6.90	13650	1	23.98
2/19/2006	1	23.98	1	23.98	407300	0	0.00	2039	6.90	5010	1	23.98
2/20/2006	1	23.98	1	23.98	388800	0	0.00	1876	7.00	1400	1	23.98
2/21/2006	1	23.98	1	23.98	382000	0	0.00	1812	7.00	0	1	23.98
2/22/2006	1	23.98	1	23.98	381400	0	0.00	1834	7.00	0	1	23.98
2/23/2006	1	23.98	1	23.98	380700	0	0.00	1791	7.00	0	1	23.98

DATE	Tower Blower		Tower Pump		Discharge Flow (gpd)	Acid Pump		KWH	pH	Softail Dewatering Flow (gpd)	SVE Blower	
	Cycles	Hours	Cycles	Hours		Cycles	Hours				Cycles	Hours
2/24/2006	1	23.98	1	23.98	386500	0	0.00	1848	7.00	6570	1	23.98
2/25/2006	1	23.98	1	23.98	380000	0	0.00	1823	7.00	0	1	23.98
2/26/2006	1	23.97	1	23.97	380000	0	0.00	1972	7.00	0	1	23.97
2/27/2006	1	23.98	1	23.98	395800	0	0.00	2028	6.90	7550	1	23.98
2/28/2006	1	23.98	1	23.98	399400	0	0.00	2022	7.00	2280	1	23.98
3/1/2006	1	23.97	1	23.97	397700	0	0.00	1914	7.00	2190	1	23.97
3/2/2006	1	23.98	1	23.98	399900	0	0.00	2105	6.90	2770	1	23.98
3/3/2006	4	22.67	3	22.67	368100	0	0.00	2063	6.90	2510	1	10.4
3/4/2006	1	23.98	1	23.98	382000	0	0.00	2115	7.00	1880	1	20.85
3/5/2006	1	23.98	1	23.98	376900	0	0.00	2041	7.00	1620	1	23.98
3/6/2006	15	20.08	32	23.12	323400	1	0.00	1745	7.10	1340	2	18.37
3/7/2006	1	23.98	1	23.98	396000	0	0.00	1983	7.00	1370	1	23.98
3/8/2006	1	23.98	1	23.98	394400	0	0.00	1873	7.00	1140	1	23.98
3/9/2006	1	23.98	1	23.98	393800	0	0.00	1818	7.00	1170	1	23.98
3/10/2006	1	23.98	1	23.98	391900	0	0.00	1784	7.00	1190	1	23.98
3/11/2006	1	23.98	1	23.98	377700	0	0.00	1810	7.00	790	1	23.98
3/12/2006	1	23.98	1	23.98	373200	0	0.00	1814	7.00	2870	1	23.98
3/13/2006	1	23.98	1	23.98	375200	0	0.00	1771	7.00	2670	1	23.98
3/14/2006	1	23.98	1	23.98	381800	0	0.00	1808	7.00	1860	1	23.98
3/15/2006	1	23.98	1	23.98	391900	0	0.00	1901	7.00	1220	1	23.98
3/16/2006	1	23.97	1	23.97	390000	0	0.00	1829	7.00	750	1	23.97
3/17/2006	1	23.98	1	23.98	389900	0	0.00	1855	7.00	760	1	23.98
3/18/2006	1	23.98	1	23.98	390700	0	0.00	1924	7.00	570	1	23.98
3/19/2006	1	23.98	1	23.98	390100	0	0.00	1898	7.00	570	1	23.98
3/20/2006	1	23.97	1	23.97	327000	0	0.00	1734	7.00	380	1	23.97
3/21/2006	1	23.98	1	23.98	351400	0	0.00	1839	7.00	380	1	23.98
3/22/2006	1	23.98	1	23.98	376400	0	0.00	1890	7.00	380	1	23.98
3/23/2006	1	23.97	1	23.97	375200	0	0.00	1826	7.00	370	1	23.97
3/24/2006	3	23.68	3	23.58	366200	0	0.00	1821	7.00	180	2	21.02

DATE	Tower Blower		Tower Pump		Discharge Flow (gpd)	Acid Pump		KWH	pH	Softail Dewatering Flow (gpd)	SVE Blower	
	Cycles	Hours	Cycles	Hours		Cycles	Hours				Cycles	Hours
3/25/2006	1	23.98	1	23.98	369500	0	0.00	1845	7.00	360	1	23.98
3/26/2006	1	23.98	1	23.98	368600	0	0.00	1870	7.00	170	1	23.98
3/27/2006	1	23.98	1	23.98	368200	0	0.00	1879	7.00	160	1	23.98
3/28/2006	1	23.98	1	23.98	367900	0	0.00	1790	7.00	0	1	23.98
3/29/2006	1	23.98	1	23.98	367900	0	0.00	1753	7.00	150	1	23.98
3/30/2006	1	23.98	1	23.98	363000	0	0.00	1784	7.00	0	1	23.98
3/31/2006	1	23.98	1	23.98	350600	0	0.00	1752	7.00	0	1	23.98
4/1/2006	1	23.98	1	23.98	346700	0	0.00	1768	7.00	130	1	23.98
4/2/2006	1	22.98	1	22.98	332700	0	0.00	1710	7.00	0	1	22.98
4/3/2006	1	23.98	1	23.98	346900	0	0.00	1884	7.00	130	1	23.98
4/4/2006	1	23.98	1	23.98	359000	0	0.00	1905	7.00	1180	1	23.98
4/5/2006	1	23.98	1	23.98	354800	0	0.00	1945	7.00	360	1	23.98
4/6/2006	1	23.98	1	23.98	354400	0	0.00	1869	7.00	160	1	23.98
4/7/2006	1	23.98	1	23.98	356200	0	0.00	1771	7.00	150	1	23.98
4/8/2006	1	23.98	1	23.98	368000	0	0.00	1861	7.00	2700	1	23.98
4/9/2006	1	23.98	1	23.98	369900	0	0.00	1571	7.00	2250	1	23.98
4/10/2006	1	23.98	1	23.98	352500	0	0.00	1738	7.00	920	1	23.98
4/11/2006	1	23.98	1	23.98	362100	0	0.00	1850	7.00	590	1	23.98
4/12/2006	1	23.97	1	23.97	355800	0	0.00	1753	7.00	380	1	23.97
4/13/2006	1	23.98	1	23.98	346900	0	0.00	1753	7.00	370	1	23.98
4/14/2006	1	23.97	1	23.97	336000	0	0.00	1775	7.00	170	1	23.97
4/15/2006	1	23.98	1	23.98	336100	0	0.00	1751	7.00	350	1	23.98
4/16/2006	1	23.98	1	23.98	336000	0	0.00	1784	7.00	0	1	23.98
4/17/2006	1	23.98	1	23.98	336200	0	0.00	1774	7.00	130	1	23.98
4/18/2006	1	23.98	1	23.98	337400	0	0.00	1744	7.00	0	1	23.98
4/19/2006	1	23.98	1	23.98	336100	0	0.00	1740	7.00	0	1	23.98
4/20/2006	1	23.98	1	23.98	341300	0	0.00	1740	7.00	0	3	23.95
4/21/2006	1	23.98	1	23.98	358800	0	0.00	1764	7.00	0	1	23.98
4/22/2006	1	23.98	1	23.98	364200	0	0.00	1825	7.00	8090	1	23.98

DATE	Tower Blower		Tower Pump		Discharge Flow (gpd)	Acid Pump		KWH	pH	Softail Dewatering Flow (gpd)	SVE Blower	
	Cycles	Hours	Cycles	Hours		Cycles	Hours				Cycles	Hours
4/23/2006	1	23.98	1	23.98	360000	0	0.00	1821	7.00	12180	1	23.98
4/24/2006	2	23.22	2	23.2	346700	0	0.00	1714	7.00	3920	2	22.85
4/25/2006	1	23.98	1	23.98	358100	0	0.00	1772	7.00	2840	1	23.98
4/26/2006	1	23.97	1	23.97	358100	0	0.00	1813	7.00	2790	1	23.97
4/27/2006	1	23.98	1	23.98	359400	0	0.00	1788	7.00	2410	1	23.98
4/28/2006	1	23.98	1	23.98	353900	0	0.00	1778	7.00	1920	1	23.98
4/29/2006	1	23.98	1	23.98	353300	0	0.00	1797	7.00	1200	1	23.98
4/30/2006	1	23.97	1	23.97	351300	0	0.00	1788	7.00	1040	1	23.97
5/1/2006	1	23.98	1	23.98	349600	0	0.00	1778	7.00	800	1	23.98
5/2/2006	1	23.98	1	23.98	350800	0	0.00	1755	7.00	590	1	23.98
5/3/2006	1	23.98	1	23.98	350100	0	0.00	1757	7.00	390	1	23.98
5/4/2006	1	23.98	1	23.98	351300	0	0.00	1728	7.10	370	1	23.98
5/5/2006	1	23.98	1	23.98	357300	0	0.00	1728	7.00	170	1	23.98
5/6/2006	1	23.98	1	23.98	369900	0	0.00	1740	7.10	170	1	23.98
5/7/2006	1	23.98	1	23.98	370600	0	0.00	1759	7.00	0	1	23.98
5/8/2006	1	23.98	1	23.98	367900	0	0.00	1751	7.10	0	1	23.98
5/9/2006	1	23.98	1	23.98	352500	0	0.00	1751	7.10	0	1	23.98
5/10/2006	1	23.97	1	23.97	338900	0	0.00	1738	7.10	0	1	23.97
5/11/2006	1	23.98	1	23.98	349600	0	0.00	1848	7.10	930	1	23.98
5/12/2006	11	23.45	22	22.5	309600	0	0.00	1658	7.00	3280	2	22.42
5/13/2006	1	23.98	1	23.98	347700	0	0.00	1826	7.00	730	1	23.98
5/14/2006	1	23.98	1	23.98	347700	0	0.00	1828	7.00	580	1	23.98
5/15/2006	2	21.67	4	21.65	329700	0	0.00	1780	7.00	2780	2	21.22
5/16/2006	1	23.98	1	23.98	376500	0	0.00	2089	7.00	3000	1	23.98
5/17/2006	1	23.98	1	23.98	358400	0	0.00	2051	7.00	1590	1	23.98
5/18/2006	1	23.98	1	23.98	333600	0	0.00	1938	7.00	1040	2	23.97
5/19/2006	12	20.4	23	23.4	303700	0	0.00	1538	7.10	1060	2	19.53
5/20/2006	1	23.98	1	23.98	366900	0	0.00	1716	7.10	630	1	23.98
5/21/2006	1	23.98	1	23.98	364700	0	0.00	1727	7.10	400	1	23.98

DATE	Tower Blower		Tower Pump		Discharge Flow (gpd)	Acid Pump		KWH	pH	Softail Dewatering Flow (gpd)	SVE Blower	
	Cycles	Hours	Cycles	Hours		Cycles	Hours				Cycles	Hours
5/22/2006	1	23.98	1	23.98	370000	0	0.00	1716	7.10	180	1	23.98
5/23/2006	1	23.98	1	23.98	365800	0	0.00	1714	7.10	0	1	23.98
5/24/2006	1	23.97	1	23.97	360500	0	0.00	1697	7.10	0	1	23.97
5/25/2006	1	23.98	1	23.98	369000	0	0.00	1696	7.10	0	1	23.98
5/26/2006	1	23.98	1	23.98	373700	0	0.00	1690	7.10	0	1	23.98
5/27/2006	1	23.98	1	23.98	373700	0	0.00	1690	7.10	0	1	23.98
5/28/2006	2	7.4	3	7.33	104300	0	0.00	534	7.10	0	1	6.55
5/29/2006	1	23.98	1	23.98	365200	0	0.00	1725	7.10	0	1	18.1
5/30/2006	1	23.98	1	23.98	382300	0	0.00	1705	7.10	0	1	23.98
5/31/2006	1	23.98	1	23.98	391900	0	0.00	1759	7.10	0	1	23.98
6/1/2006	1	23.98	1	23.98	400500	0	0.00	1759	7.10	0	1	23.98
6/2/2006	2	23.63	2	23.62	399800	0	0.00	1742	7.00	0	2	19.03
6/3/2006	1	23.98	1	23.98	402500	0	0.00	1793	7.00	0	1	23.98
6/4/2006	1	23.98	1	23.98	390500	0	0.00	1757	7.00	0	1	23.98
6/5/2006	1	23.98	1	23.98	325400	0	0.00	1676	7.00	0	1	23.98
6/6/2006	1	23.98	1	23.98	386961	0	0.00	1901	7.00	0	1	23.98
6/7/2006	1	23.98	1	23.98	405500	0	0.00	1868	7.00	0	1	23.98
6/8/2006	1	23.98	1	23.98	410700	0	0.00	1774	7.00	0	1	23.98
6/9/2006	1	23.97	1	23.97	384000	0	0.00	1766	7.00	140	1	23.97
6/10/2006	1	23.98	1	23.98	358800	0	0.00	1778	7.00	170	1	23.98
6/11/2006	1	23.98	1	23.98	353100	0	0.00	1768	7.00	0	1	23.98
6/12/2006	1	23.98	1	23.98	347200	0	0.00	1750	7.00	0	1	23.98
6/13/2006	1	23.98	1	23.98	340500	0	0.00	1733	7.00	0	1	23.98
6/14/2006	1	23.97	1	23.97	319500	0	0.00	1693	7.00	0	1	23.97
6/15/2006	1	23.97	1	23.97	338400	0	0.00	1731	7.00	10	1	23.97
6/16/2006	1	23.98	1	23.98	323100	0	0.00	1693	7.00	0	1	23.98
6/17/2006	1	23.98	1	23.98	340700	0	0.00	1728	7.00	0	1	23.98
6/18/2006	1	23.98	1	23.98	342700	0	0.00	1730	7.00	0	1	23.98
6/19/2006	1	23.98	1	23.98	335800	0	0.00	1665	7.10	0	1	23.98

DATE	Tower Blower		Tower Pump		Discharge Flow (gpd)	Acid Pump		KWH	pH	Softail Dewatering Flow (gpd)	SVE Blower	
	Cycles	Hours	Cycles	Hours		Cycles	Hours				Cycles	Hours
6/20/2006	1	23.98	1	23.98	339600	0	0.00	1849	7.00	1180	1	23.98
6/21/2006	1	23.98	1	23.98	295800	0	0.00	1778	7.00	450	1	23.98
6/22/2006	1	23.98	1	23.98	360300	0	0.00	1758	7.10	400	1	23.98
6/23/2006	1	23.98	1	23.98	395600	0	0.00	1783	7.10	420	1	23.98
6/24/2006	1	23.97	1	23.97	391400	0	0.00	1797	7.10	0	1	23.97
6/25/2006	1	23.98	1	23.98	390400	0	0.00	1829	7.10	0	1	23.98
6/26/2006	1	23.98	1	23.98	388800	0	0.00	1807	7.10	4760	1	23.98
6/27/2006	1	23.98	1	23.98	388400	0	0.00	1795	7.10	4940	1	23.98
6/28/2006	1	23.98	1	23.98	409700	0	0.00	1827	7.10	1980	1	23.98
6/29/2006	1	23.98	1	23.98	398800	0	0.00	1786	7.10	1980	1	23.98
6/30/2006	1	23.98	1	23.98	410900	0	0.00	1794	7.10	620	1	23.98
7/1/2006	1	23.97	1	23.97	409600	0	0.00	1815	7.10	400	1	23.97
7/2/2006	1	23.98	1	23.98	405696	0	0.00	1800	7.10	180	1	23.98
7/3/2006	1	23.98	1	23.98	411012	0	0.00	1800	7.10	180	0	23.98
7/4/2006	1	23.98	1	23.98	402837	0	0.00	1800	7.10	160	1	23.98
7/5/2006	1	23.98	1	23.98	381100	0	0.00	1800	7.10	160	1	23.98
7/6/2006	1	23.97	1	23.97	411703	0	0.00	1766	7.10	750	1	23.97
7/7/2006	1	23.98	1	23.98	381900	0	0.00	1804	7.10	0	1	23.98
7/8/2006	1	23.98	1	23.98	380700	0	0.00	1795	7.10	0	1	23.98
7/9/2006	1	23.98	1	23.98	409826	0	0.00	1795	7.10	0	1	23.98
7/10/2006	1	23.98	3	22.87	359900	0	0.00	1857	7.10	0	1	23.98
7/11/2006	1	23.97	1	23.97	383043	0	0.00	1774	7.10	0	1	23.97
7/12/2006	10	20	17	24	324018	1	0.00	1857	7.30	0	2	20
7/13/2006	1	24	2	24	392694	0	0.00	1901	7.10	0	1	24
7/14/2006	1	23.97	1	23.97	404800	0	0.00	1766	7.10	0	1	23.97
7/15/2006	1	23.98	1	23.98	407500	0	0.00	1768	7.10	0	1	23.98
7/16/2006	1	23.97	1	23.97	395200	0	0.00	1738	7.10	0	1	23.97
7/17/2006	0	23.97	0	23.97	418610	0	0.00	1738	7.10	0	0	23.97
7/18/2006	1	23.97	1	23.97	402500	0	0.00	1739	7.10	0	1	23.97

DATE	Tower Blower		Tower Pump		Discharge Flow (gpd)	Acid Pump		KWH	pH	Softail Dewatering Flow (gpd)	SVE Blower	
	Cycles	Hours	Cycles	Hours		Cycles	Hours				Cycles	Hours
7/19/2006	1	23.98	1	23.98	408700	0	0.00	1769	7.10	0	1	23.98
7/20/2006	1	23.98	1	23.98	409800	0	0.00	1759	7.10	0	2	23.95
7/21/2006	1	23.98	1	23.98	409100	0	0.00	1738	7.10	0	1	23.98
7/22/2006	1	23.98	1	23.98	408700	0	0.00	1766	7.10	0	1	23.98
7/23/2006	1	23.98	1	23.98	397700	0	0.00	1768	7.10	0	1	23.98
7/24/2006	1	23.98	1	23.98	386900	0	0.00	1740	7.10	0	1	23.98
7/25/2006	1	23.98	1	23.98	392500	0	0.00	1760	7.10	0	1	14.13
7/26/2006	1	23.97	1	23.97	392900	0	0.00	1764	7.10	780	1	20.92
7/27/2006	1	22.5	1	22.5	340000	0	0.00	1654	7.10	1440	1	22.5
7/28/2006	1	20	1	20	380000	0	0.00	1470	7.10	1440	1	20
7/29/2006	0	23.98	0	23.98	431769	0	0.00	1470	7.10	0	0	23.98
7/30/2006	1	23.98	1	23.98	429430	0	0.00	1470	7.10	0	1	23.98
7/31/2006	1	23.98	1	23.98	416400	0	0.00	1770	7.10	0	1	23.98
8/1/2006	1	23.97	1	23.97	414100	0	0.00	1750	7.10	0	1	23.97
8/2/2006	1	23.98	1	23.98	414000	0	0.00	1741	7.10	0	1	23.98
8/3/2006	3	23.98	3	23.98	423100	0	0.00	1741	7.10	0	2	23.98
8/4/2006	1	23.98	1	23.98	413200	0	0.00	1743	7.10	0	1	23.98
8/5/2006	1	23.98	1	23.98	410700	0	0.00	1755	7.10	0	1	23.98
8/6/2006	1	23.97	1	23.97	406100	0	0.00	1767	7.10	0	1	23.97
8/7/2006	1	23.97	1	23.97	399400	0	0.00	1723	7.10	0	1	23.97
8/8/2006	1	23.97	1	23.97	388100	0	0.00	1720	7.10	0	1	23.97
8/9/2006	1	23.97	1	23.97	387000	0	0.00	1739	7.10	0	1	23.97
8/10/2006	1	23.97	1	23.97	391000	0	0.00	1731	7.10	0	1	23.97
8/11/2006	1	23.97	1	23.97	389200	0	0.00	1733	7.10	0	1	23.97
8/12/2006	1	24	1	24	405176	0	0.00	1733	7.10	0	1	24
8/13/2006	1	23.98	1	23.98	391100	0	0.00	1745	7.20	0	1	23.98
8/14/2006	1	23.97	1	23.97	387800	0	0.00	1721	7.20	0	1	23.97
8/15/2006	1	23.98	1	23.98	387400	0	0.00	1721	7.10	0	1	23.98
8/16/2006	1	23.97	1	23.97	379900	0	0.00	1721	7.20	0	1	23.97

DATE	Tower Blower		Tower Pump		Discharge Flow (gpd)	Acid Pump		KWH	pH	Softail Dewatering Flow (gpd)	SVE Blower	
	Cycles	Hours	Cycles	Hours		Cycles	Hours				Cycles	Hours
8/17/2006	1	23.98	1	23.98	372000	0	0.00	1703	7.20	0	1	23.98
8/18/2006	1	23.97	1	23.97	368000	0	0.00	1706	7.20	0	1	23.97
8/19/2006	1	23.98	1	23.98	366900	0	0.00	1696	7.20	0	1	23.98
8/20/2006	1	24	1	24	399770	0	0.00	1702	7.10	0	1	24
8/21/2006	2	23.98	2	23.97	374000	0	0.00	1702	7.20	0	2	11.07
8/22/2006	1	23.98	1	23.98	375300	0	0.00	1700	7.20	0	1	22.88
8/23/2006	1	23.97	1	23.97	354200	0	0.00	1623	7.10	0	1	23.97
8/24/2006	1	23.97	1	23.97	347600	0	0.00	1713	7.10	0	1	23.97
8/25/2006	1	23.98	1	23.98	351300	0	0.00	1755	7.10	0	1	23.98
8/26/2006	1	23.98	1	23.98	353400	0	0.00	1722	7.10	0	1	23.98
8/27/2006	1	23.98	1	23.98	359100	0	0.00	1743	7.20	0	1	23.98
8/28/2006	1	23.97	1	23.97	381500	0	0.00	1590	7.10	0	1	23.97
8/29/2006	1	23.98	1	23.98	376200	0	0.00	1576	7.20	0	1	23.98
8/30/2006	1	23.98	1	23.98	377900	0	0.00	1656	7.10	0	1	23.98
8/31/2006	1	23.98	1	23.98	380400	0	0.00	1655	7.10	0	1	23.98
9/1/2006	1	23.97	2	23.93	383800	0	0.00	1821	7.10	0	1	23.97
9/2/2006	1	23.97	1	23.97	419787	0	0.00	1821	7.10	15340	0	23.97
9/3/2006	1	23.97	1	23.97	389500	0	0.00	1832	7.10	3600	1	23.97
9/4/2006	1	24	1	24	389500	0	0.00	1832	7.10	4260	1	24
9/5/2006	1	23.97	1	23.97	387600	0	0.00	1821	7.10	400	1	23.97
9/6/2006	2	23.97	2	23.97	388000	0	0.00	1805	7.10	180	1	9.75
9/7/2006	1	23.98	1	23.98	386600	0	0.00	1796	7.10	0	1	15.98
9/8/2006	1	24	1	24	386600	0	0.00	1796	7.10	0	1	24
9/9/2006	1	24	1	24	386600	0	0.00	1796	7.10	0	1	24
9/10/2006	1	23.98	1	23.98	387200	0	0.00	1793	7.10	0	1	23.98
9/11/2006	1	23.98	1	23.98	380100	0	0.00	1822	7.10	0	1	23.98
9/12/2006	1	23.98	1	23.98	378100	0	0.00	1822	7.10	0	1	23.98
9/13/2006	1	23.98	1	23.98	379000	0	0.00	1807	7.10	0	1	23.98
9/14/2006	1	23.98	1	23.98	393100	0	0.00	1820	7.10	13620	1	23.98

DATE	Tower Blower		Tower Pump		Discharge Flow (gpd)	Acid Pump		KWH	pH	Softail Dewatering Flow (gpd)	SVE Blower	
	Cycles	Hours	Cycles	Hours		Cycles	Hours				Cycles	Hours
9/15/2006	1	23.97	1	23.97	385000	0	0.00	1822	7.10	4880	1	23.97
9/16/2006	1	23.98	1	23.98	383400	0	0.00	1832	7.10	4290	1	23.98
9/17/2006	1	23.98	1	23.98	376900	0	0.00	1823	7.10	2140	1	23.98
9/18/2006	1	23.98	1	23.98	374300	0	0.00	1807	7.10	830	1	23.98
9/19/2006	9	19.95	17	23.37	334600	1	4.00	1595	7.30	410	2	19.15
9/20/2006	1	23.98	1	23.98	410200	0	0.00	1787	7.20	380	1	23.98
9/21/2006	1	23.98	1	23.98	407200	0	0.00	1776	7.20	0	1	23.98
9/22/2006	1	23.97	1	23.97	403200	0	0.00	1762	7.20	0	2	23.97
9/23/2006	1	23.98	1	23.98	383400	0	0.00	1747	7.20	0	1	23.98
9/24/2006	1	23.98	1	23.98	359300	0	0.00	1740	7.20	0	1	23.98
9/25/2006	4	18.82	4	18.72	245700	0	0.00	1254	7.20	0	2	19.97
9/26/2006	1	24	1	24	266353	0	0.00	1498	7.00	0	1	24
9/27/2006	1	23.9667	1	23.9667	266353	0	0.00	1498	7.00	0	1	23.96667
9/28/2006	1	23.9667	1	23.9667	266467	0	0.00	1471	7.00	0	1	23.96667
9/29/2006	1	23.9667	1	23.9667	268038	0	0.00	1496	7.00	1560	1	23.96667
9/30/2006	1	23.9667	1	23.9667	266014	0	0.00	1514	7.00	0	1	23.96667
10/1/2006	1	23.9667	1	23.9667	265210	0	0.00	1501	7.00	0	1	23.96667
10/2/2006	1	23.9667	1	23.9667	263581	0	0.00	1474	7.00	0	1	23.96667
10/3/2006	2	23	2	23	252598	0	0.00	1474	7.00	0	2	23
10/4/2006	2	20	2	20	221666	0	0.00	1228	7.00	0	2	20
10/5/2006	1	24	1	24	263581	0	0.00	1474	7.00	0	1	24
10/6/2006	1	24	1	24	263581	0	0.00	1474	7.00	0	1	24
10/7/2006	1	24	1	24	263581	0	0.00	1474	7.00	0	1	24
10/8/2006	1	24	1	24	263581	0	0.00	1474	7.00	0	1	24
10/9/2006	1	24	1	24	263581	0	0.00	1474	7.00	0	1	24
10/10/2006	1	24	1	24	263581	0	0.00	1474	7.00	0	1	24
10/11/2006	1	24	1	24	265581	0	0.00	1474	7.00	0	1	24
10/12/2006	1	23.9667	1	23.9667	247809	0	0.00	1454	7.00	300	1	23.96667
10/13/2006	2	23.6167	3	23.5167	244711	0	0.00	1497	7.00	0	1	23.96667

DATE	Tower Blower		Tower Pump		Discharge Flow (gpd)	Acid Pump		KWH	pH	Softail Dewatering Flow (gpd)	SVE Blower	
	Cycles	Hours	Cycles	Hours		Cycles	Hours				Cycles	Hours
10/14/2006	1	23.9667	1	23.9667	251244	0	0.00	1524	7.00	0	1	23.96667
10/15/2006	1	23.9667	1	23.9667	252477	0	0.00	1548	7.00	0	1	23.96667
10/16/2006	1	23.9667	1	23.9667	256728	0	0.00	1532	7.00	0	1	23.96667
10/17/2006	2	23.75	2	23.75	261206	0	0.00	1472	14.00	0	2	22.86667
10/18/2006	1	23.9667	1	23.9667	262870	0	0.00	1471	7.00	0	1	23.96667
10/19/2006	1	23.9667	1	23.9667	260547	0	0.00	1459	7.00	0	1	23.96667
10/20/2006	1	23.9667	1	23.9667	259375	0	0.00	1471	7.00	510	1	23.96667
10/21/2006	1	23.9667	1	23.9667	258947	0	0.00	1522	7.00	0	1	23.96667
10/22/2006	1	23.9667	1	23.9667	256952	0	0.00	1508	7.00	0	1	23.96667
10/23/2006	1	23.9667	1	23.9667	256233	0	0.00	1486	7.00	0	1	23.96667
10/24/2006	2	23.5333	3	23.5167	253386	0	0.00	1487	7.00	0	4	23.46667
10/25/2006	1	23.9667	1	23.9667	260114	0	0.00	1487	7.00	0	1	23.96667
10/26/2006	1	23.9667	1	23.9667	259440	0	0.00	1505	7.00	0	1	23.96667
10/27/2006	1	23.9667	1	23.9667	258645	0	0.00	1518	7.00	0	1	23.96667
10/28/2006	1	23.9667	1	23.9667	261276	0	0.00	1423	7.00	10930	1	23.96667
10/29/2006	1	23.9667	1	23.9667	254182	0	0.00	1396	7.00	2910	1	23.96667
10/30/2006	1	22.95	1	22.95	242253	0	0.00	1328	7.00	1070	1	22.95
10/31/2006	1	22.9667	1	22.9667	240804	0	0.00	1280	7.00	410	1	22.96667
11/1/2006	1	22.9667	1	22.9667	240061	0	0.00	1263	7.00	200	1	22.96667
11/2/2006	1	22.9667	1	22.9667	248017	0	0.00	1320	7.00	4880	1	22.96667
11/3/2006	3	23.7	3	23.65	256531	0	0.00	1479	7.00	1960	3	23.46667
11/4/2006	1	23.9667	1	23.9667	260057	0	0.00	1528	7.00	1030	1	23.96667
11/5/2006	1	23.9667	1	23.9667	260006	0	0.00	1503	7.00	600	1	23.96667
11/6/2006	1	23.9667	1	23.9667	257647	0	0.00	1449	7.00	410	1	23.96667
11/7/2006	1	23.9667	1	23.9667	256303	0	0.00	1436	7.00	400	1	23.96667
11/8/2006	1	23.9667	1	23.9667	277179	0	0.00	1396	7.00	15420	1	23.96667
11/9/2006	1	23.9667	1	23.9667	270659	0	0.00	1402	7.00	6430	1	23.96667
11/10/2006	2	10.3333	2	10.1833	114802	0	0.00	564	7.00	960	2	8.216666
11/11/2006	1	23.9667	1	23.9667	283465	0	0.00	1397	7.00	4860	1	23.96667

DATE	Tower Blower		Tower Pump		Discharge Flow (gpd)	Acid Pump		KWH	pH	Softail Dewatering Flow (gpd)	SVE Blower	
	Cycles	Hours	Cycles	Hours		Cycles	Hours				Cycles	Hours
11/12/2006	1	23.9667	1	23.9667	286167	0	0.00	1475	7.00	4440	1	23.96667
11/13/2006	1	23.9667	1	23.9667	291330	0	0.00	1467	7.00	6750	1	23.96667
11/14/2006	1	23.9667	1	23.9667	284572	0	0.00	1465	7.00	5760	1	23.96667
11/15/2006	1	23.9667	1	23.9667	279253	0	0.00	1438	7.00	3910	1	23.96667
11/16/2006	1	23.9667	1	23.9667	294915	0	0.00	1431	7.00	14680	1	23.96667
11/17/2006	1	23.9667	1	23.9667	292542	0	0.00	1480	7.00	10130	1	23.96667
11/18/2006	1	23.9667	1	23.9667	292184	0	0.00	1541	7.00	5020	1	23.96667
11/19/2006	1	23.9667	1	23.9667	287851	0	0.00	1555	7.00	3910	1	23.96667
11/20/2006	1	23.9667	1	23.9667	285930	0	0.00	1640	7.00	3440	2	23.95
11/21/2006	1	23.9667	1	23.9667	284310	0	0.00	1581	7.00	2650	1	23.96667
11/22/2006	1	23.9667	1	23.9667	282282	0	0.00	1573	7.00	2430	1	23.96667
11/23/2006	1	23.9667	1	23.9667	288821	0	0.00	1554	7.00	10260	1	23.96667
11/24/2006	1	23.9667	1	23.9667	281858	0	0.00	1522	7.00	6680	1	23.96667
11/25/2006	1	23.9667	1	23.9667	278375	0	0.00	1545	7.00	4550	1	23.96667
11/26/2006	1	23.9667	1	23.9667	277728	0	0.00	1516	7.00	3780	1	23.96667
11/27/2006	1	23.9667	1	23.9667	277984	0	0.00	1498	7.00	3220	1	23.96667
11/28/2006	1	23.9667	1	23.9667	277821	0	0.00	1476	7.00	2750	1	11.55
11/29/2006	1	23.9667	1	23.9667	279649	0	0.00	1440	7.00	2280	1	22.71667
11/30/2006	1	23.9667	1	23.9667	287399	0	0.00	1574	7.00	2250	1	23.96667
12/1/2006	9	19.9	21	23.3833	336357	0	0.00	1575	7.00	2090	1	7.616667
12/2/2006	1	23.9667	1	23.9667	436531	0	0.00	1900	7.00	1580	1	21.16667
12/3/2006	1	23.9667	1	23.9667	435447	0	0.00	1909	7.00	1090	1	23.96667
12/4/2006	1	23.9667	1	23.9667	350295	0	0.00	1756	7.00	870	1	23.96667
12/5/2006	1	23.9667	1	23.9667	292213	0	0.00	1644	7.00	870	1	23.96667
12/6/2006	1	23.9667	1	23.9667	278016	0	0.00	1557	7.00	650	1	23.96667
12/7/2006	1	23.9667	1	23.9667	272459	0	0.00	1567	7.00	430	1	23.96667
12/8/2006	1	23.9667	1	23.9667	274221	0	0.00	1662	7.00	420	1	23.96667
12/9/2006	1	23.9667	1	23.9667	274766	0	0.00	1644	7.00	410	1	23.96667
12/10/2006	1	23.9667	1	23.9667	273549	0	0.00	1617	7.00	430	1	23.96667

DATE	Tower Blower		Tower Pump		Discharge Flow (gpd)	Acid Pump		KWH	pH	Softail Dewatering Flow (gpd)	SVE Blower	
	Cycles	Hours	Cycles	Hours		Cycles	Hours				Cycles	Hours
12/11/2006	5	23.4167	4	23.35	271326	0	0.00	1694	7.00	200	1	21.43333
12/12/2006	1	23.9667	1	23.9667	283985	0	0.00	1702	7.00	200	0	0
12/13/2006	13	20.9833	13	20.35	189705	0	0.00	1310	7.00	420	0	0
12/14/2006	3	23.8833	3	23.8667	120939	0	0.00	1288	7.00	420	1	11.88333
12/15/2006	3	23.6833	3	23.5667	140438	0	0.00	1255	7.00	750	2	21.55
12/16/2006	1	23.9667	1	23.9667	137294	0	0.00	1333	7.00	200	1	23.96667
12/17/2006	1	23.9667	1	23.9667	152445	0	0.00	1328	7.00	200	1	23.96667
12/18/2006	2	23.2167	2	23.1667	157189	0	0.00	1229	7.00	0	3	20.53333
12/19/2006	1	23.9667	1	23.9667	268441	0	0.00	1464	7.00	860	1	23.96667
12/20/2006	1	23.9667	1	23.9667	221258	0	0.00	1390	7.00	0	1	23.96667
12/21/2006	1	23.9667	1	23.9667	201429	0	0.00	1398	7.00	470	1	23.96667
12/22/2006	1	23.9667	1	23.9667	138863	0	0.00	1281	7.00	1350	1	23.96667
12/23/2006	1	23.9667	1	23.9667	153074	0	0.00	1195	7.00	11420	1	23.96667
12/24/2006	1	23.9667	1	23.9667	329738	0	0.00	1654	7.00	3510	1	23.96667
12/25/2006	1	23.9667	1	23.9667	458776	0	0.00	2045	7.00	3220	1	23.96667
12/26/2006	1	23.9667	1	23.9667	465289	0	0.00	1987	7.00	8230	1	23.96667
12/27/2006	1	23.9667	1	23.9667	459568	0	0.00	2075	7.00	4770	1	23.96667
12/28/2006	1	23.9667	1	23.9667	456758	0	0.00	2058	7.00	2990	1	23.96667
12/29/2006	1	23.9667	1	23.9667	456042	0	0.00	2038	7.00	2500	1	23.96667
12/30/2006	1	23.9667	1	23.9667	442647	0	0.00	1989	7.00	2200	1	23.96667
12/31/2006	1	23.9667	1	23.9667	436012	0	0.00	2018	7.00	1750	1	23.96667
Sum	476	8633.49	568	8649.10	127345746	3	4.00	630118		729350	394	8454.50
Max	15	24.00	32	24.00	465289	1	4.00	2315	14.00	17070	476	24.00
Average	1	23.65	2	23.70	348892	0	0.01	1726	7.04	1998	1	23.16

Harley Davidson Motor Company

Gallons Pumped

From: 1/1/2006

To: 12/31/2006

Northeast Property Boundary Area Well Flow Data

DATE	CW-1	CW-1A	CW-2	CW-3	CW-4	CW-5	CW-6	CW-7	CW-7A
1/1/2006	2844	256	1493	4146	1408	1145	3710	125	325
1/2/2006	2840	274	1503	4103	1409	1175	3695	125	324
1/3/2006	2842	333	1634	4037	1414	1081	3694	125	406
1/4/2006	2844	365	1644	3990	1413	905	3690	125	479
1/5/2006	2818	389	1685	3940	1410	848	3679	125	533
1/6/2006	2776	381	1627	3923	1413	767	3664	250	545
1/7/2006	2781	360	1573	3894	1415	819	3649	250	543
1/8/2006	2784	368	1515	3814	1420	871	3631	250	538
1/9/2006	2223	277	951	3030	1119	793	2872	250	435
1/10/2006	2725	274	1003	3737	1387	904	3521	250	518
1/11/2006	3849	330	1538	6757	1398	1953	4045	250	540
1/12/2006	3849	330	1538	6757	1398	1953	4045	250	540
1/13/2006	3944	333	1535	6711	1400	1887	3564	250	568
1/14/2006	3881	317	1564	6662	1396	1987	3566	250	588
1/15/2006	3753	323	1589	6621	1395	1991	3422	250	598
1/16/2006	3529	325	1654	6674	1396	1968	3407	250	595
1/17/2006	3612	377	1643	6734	1400	1917	3528	250	593
1/18/2006	3365	296	1684	6645	1342	2277	3474	250	600
1/19/2006	3340	319	1678	6870	1340	2353	3471	250	653
1/20/2006	3335	347	1655	6925	1362	2205	3380	250	668
1/21/2006	3384	302	1677	6984	1372	2253	3439	250	686
1/22/2006	3710	304	1606	7004	1374	2201	3332	250	675
1/23/2006	3862	311	1511	7111	1363	2175	3313	250	699
1/24/2006	3887	358	1473	7046	1368	2151	3385	250	784
1/25/2006	4029	375	1447	7484	1373	2133	3560	250	834
1/26/2006	3943	351	1439	7361	1374	2114	3421	250	826
1/27/2006	3892	353	1420	7076	1377	2133	3627	250	817
1/28/2006	3873	342	1322	6982	1381	2097	3777	250	843

<i>DATE</i>	<i>CW-1</i>	<i>CW-1A</i>	<i>CW-2</i>	<i>CW-3</i>	<i>CW-4</i>	<i>CW-5</i>	<i>CW-6</i>	<i>CW-7</i>	<i>CW-7A</i>
1/29/2006	3873	342	1322	6982	1381	2097	3777	250	843
1/30/2006	3876	333	1246	6930	1381	2142	3953	250	851
1/31/2006	3874	322	1166	7329	1381	2113	3993	250	837
2/1/2006	1051	89	316	1933	364	546	1039	250	220
2/2/2006	1365	171	578	0	645	1019	1831	250	451
2/3/2006	2929	333	1294	0	1490	2054	4009	250	923
2/4/2006	3286	365	1296	7483	1471	1984	4005	125	965
2/5/2006	3554	437	1288	8446	1464	1747	4034	250	1091
2/6/2006	3855	487	1205	6603	1482	1765	4094	250	1161
2/7/2006	3964	480	1147	0	1482	1624	4082	250	1196
2/8/2006	4142	453	1076	0	1489	1635	4094	250	1164
2/9/2006	3870	424	1191	4338	1346	2189	4507	250	1063
2/10/2006	4006	472	1326	7324	1476	2716	4726	250	1167
2/11/2006	4239	471	1206	7152	1476	2639	3841	250	1187
2/12/2006	4120	480	1085	7019	1478	2556	3572	250	1140
2/13/2006	3702	448	967	6941	1476	2408	3365	250	1129
2/14/2006	3896	460	835	6947	1464	2321	3406	250	1143
2/15/2006	3936	477	753	7007	1463	2212	3169	250	1137
2/16/2006	4507	437	1157	6855	1448	2170	3282	250	1138
2/17/2006	0	0	0	0	0	0	0	250	0
2/18/2006	4400	504	1738	6398	1375	2178	3445	250	1183
2/19/2006	4700	530	1778	6836	1483	2360	3533	250	1235
2/20/2006	0	0	0	0	0	0	0	0	0
2/21/2006	0	0	0	0	0	0	0	250	0
2/22/2006	0	0	0	0	0	0	0	250	0
2/23/2006	0	0	0	0	0	0	0	0	0
2/24/2006	0	0	0	0	0	0	0	0	0
2/25/2006	0	0	0	0	0	0	0	0	0
2/26/2006	0	0	0	0	0	0	0	0	0
2/27/2006	3330	262	608	5263	1144	1764	2768	0	1108
2/28/2006	4171	576	0	6843	1515	2376	3720	0	1467
3/1/2006	4155	549	0	6724	1505	2408	3616	0	1369
3/2/2006	4814	519	1347	6581	1495	2416	3896	250	1314

<i>DATE</i>	<i>CW-1</i>	<i>CW-1A</i>	<i>CW-2</i>	<i>CW-3</i>	<i>CW-4</i>	<i>CW-5</i>	<i>CW-6</i>	<i>CW-7</i>	<i>CW-7A</i>
3/3/2006	4514	504	1629	6123	1394	2244	3369	250	1173
3/4/2006	4763	485	1732	6367	1452	2235	3788	250	1166
3/5/2006	4642	480	1688	6273	1458	2162	3531	250	1124
3/6/2006	3856	379	1333	5093	1151	1779	3153	250	912
3/7/2006	4655	441	1438	6259	1418	2012	3776	250	1074
3/8/2006	4499	431	1411	6097	1425	1980	3513	250	1035
3/9/2006	4466	428	1249	5988	1428	1958	3507	250	1015
3/10/2006	4505	415	1213	5843	1428	1890	3434	250	993
3/11/2006	4498	411	1230	5734	1430	1794	3343	250	944
3/12/2006	4486	401	1214	5598	1431	1876	3131	250	918
3/13/2006	4474	390	1204	5482	1431	1933	3018	250	901
3/14/2006	4469	392	1184	5401	1435	1879	2863	250	894
3/15/2006	4463	379	1171	5331	1431	1814	2777	250	858
3/16/2006	4453	370	1157	5299	1431	1775	2897	250	838
3/17/2006	4456	372	1156	5274	1431	1743	2899	250	817
3/18/2006	4450	365	1150	5222	1431	1696	3187	250	788
3/19/2006	4454	358	1149	5175	1430	1664	3315	250	776
3/20/2006	4451	353	1069	5154	1429	1624	3149	250	753
3/21/2006	4450	352	1006	5146	1430	1627	3326	250	741
3/22/2006	4448	336	1005	5122	1430	1561	3344	250	734
3/23/2006	4447	343	1004	5083	1428	1490	3139	250	707
3/24/2006	4337	332	805	4993	1393	1484	3259	250	691
3/25/2006	4398	324	701	5088	1410	1478	3375	250	685
3/26/2006	4458	331	705	5054	1408	1467	3250	250	665
3/27/2006	4448	315	708	5005	1405	1391	3301	250	650
3/28/2006	4437	327	708	4961	1406	1343	3202	250	640
3/29/2006	4439	318	710	4920	1406	1295	3182	250	631
3/30/2006	4370	316	710	4873	1403	1244	3223	250	617
3/31/2006	4341	310	711	4832	1401	1211	3249	250	609
4/1/2006	4364	318	713	4793	1401	1217	3243	250	612
4/2/2006	4162	295	684	4540	1343	1104	3106	250	565
4/3/2006	4304	315	714	4704	1399	1185	3247	250	589
4/4/2006	4334	310	714	4686	1401	1411	3246	250	584

<i>DATE</i>	<i>CW-1</i>	<i>CW-1A</i>	<i>CW-2</i>	<i>CW-3</i>	<i>CW-4</i>	<i>CW-5</i>	<i>CW-6</i>	<i>CW-7</i>	<i>CW-7A</i>
4/5/2006	4341	312	714	4652	1399	1287	3229	250	565
4/6/2006	4208	285	1339	4821	1394	1143	3181	250	550
4/7/2006	4030	289	1598	5756	1395	1123	3184	250	552
4/8/2006	3952	274	1534	6670	1394	1269	3080	250	537
4/9/2006	3952	260	1569	6810	1391	1394	3041	250	514
4/10/2006	3962	257	1562	6704	1387	1243	3132	250	514
4/11/2006	3976	259	1578	6618	1387	1095	3008	250	500
4/12/2006	3938	257	1565	6509	1384	975	2921	250	499
4/13/2006	3924	259	1549	6467	1385	935	3049	250	491
4/14/2006	3921	266	1557	6462	1381	940	3112	250	485
4/15/2006	3919	253	1550	6559	1380	951	3137	250	489
4/16/2006	3885	242	1524	6557	1377	822	3054	250	472
4/17/2006	3884	242	1551	6614	1379	743	3034	250	453
4/18/2006	3877	236	1531	6565	1376	671	2929	250	440
4/19/2006	3816	231	1529	6512	1377	661	3010	250	434
4/20/2006	3757	222	1581	6395	1748	657	3497	250	431
4/21/2006	3747	228	1597	6399	2003	555	3714	250	407
4/22/2006	3726	217	1602	6269	1925	1036	3780	250	397
4/23/2006	3690	187	1662	6009	1868	1649	3857	250	427
4/24/2006	3734	279	1659	6133	1918	1642	3767	250	479
4/25/2006	3760	280	1652	6108	1932	1799	3926	250	489
4/26/2006	3762	256	1681	6037	1932	1886	4036	250	490
4/27/2006	3754	245	1635	6020	1937	1793	4088	250	484
4/28/2006	3737	272	1602	6012	1938	1469	3978	250	492
4/29/2006	3728	276	1554	5926	1943	1211	3970	250	477
4/30/2006	3716	285	1535	5847	1944	1075	4049	250	467
5/1/2006	3683	285	1539	5798	1947	963	4018	250	462
5/2/2006	3673	268	1589	5723	1944	851	4061	250	467
5/3/2006	3661	271	1580	5673	1938	819	4052	250	469
5/4/2006	3654	247	1555	5626	2272	733	4104	250	457
5/5/2006	3641	235	1564	5608	2511	672	4020	250	452
5/6/2006	3634	252	1539	5597	2483	626	3957	250	435
5/7/2006	3631	224	1522	5580	2461	564	3890	250	421

<i>DATE</i>	<i>CW-1</i>	<i>CW-1A</i>	<i>CW-2</i>	<i>CW-3</i>	<i>CW-4</i>	<i>CW-5</i>	<i>CW-6</i>	<i>CW-7</i>	<i>CW-7A</i>
5/8/2006	3624	235	1510	5511	2428	541	3924	250	414
5/9/2006	0	216	1500	0	0	519	0	250	0
5/10/2006	3583	212	1479	5337	2559	511	4011	250	412
5/11/2006	1198	73	952	1758	1529	165	1402	250	129
5/12/2006	2539	172	816	3192	2287	733	2453	250	748
5/13/2006	3970	231	536	5246	794	1003	4004	250	612
5/14/2006	3962	189	0	5268	0	926	3689	125	472
5/15/2006	3298	219	68	5293	1766	714	3597	250	496
5/16/2006	3269	306	88	6455	3334	969	4210	250	688
5/17/2006	3241	325	23	6558	1901	1117	4153	250	577
5/18/2006	3717	294	64	6595	2314	1066	4131	250	496
5/19/2006	3359	253	786	5037	2940	936	3698	250	408
5/20/2006	3779	304	1470	5204	3399	951	4132	250	426
5/21/2006	3680	285	1598	5079	3295	822	3999	250	399
5/22/2006	3568	277	1659	5029	3193	734	3982	250	377
5/23/2006	3537	271	1687	4970	3134	685	4109	250	352
5/24/2006	3583	265	1679	4960	3098	656	4177	250	344
5/25/2006	3599	258	1504	5000	3080	642	4139	250	337
5/26/2006	3628	256	1427	5039	3038	638	4101	250	323
5/27/2006	3628	256	1427	5039	3038	638	4101	250	323
5/28/2006	1103	84	480	1565	941	182	1232	250	85
5/29/2006	3750	232	1432	5411	3327	613	4719	250	400
5/30/2006	3638	198	1374	4881	3206	706	5635	250	617
5/31/2006	3674	204	1349	4818	3113	754	5591	125	722
6/1/2006	3673	208	1365	4691	3051	724	5458	250	765
6/2/2006	3616	194	1331	4516	3006	800	5325	250	750
6/3/2006	3629	171	1345	4573	3020	936	5379	250	720
6/4/2006	3659	184	1339	4530	2998	864	5417	250	706
6/5/2006	3636	180	1352	4458	2988	764	5410	250	711
6/6/2006	3626	167	1376	4407	2977	720	5379	250	720
6/7/2006	3583	159	1417	4331	2982	691	5440	250	693
6/8/2006	3521	155	1346	4305	2972	677	5492	250	654
6/9/2006	3502	155	1312	4273	2960	709	5527	250	645

<i>DATE</i>	<i>CW-1</i>	<i>CW-1A</i>	<i>CW-2</i>	<i>CW-3</i>	<i>CW-4</i>	<i>CW-5</i>	<i>CW-6</i>	<i>CW-7</i>	<i>CW-7A</i>
6/10/2006	3424	158	1332	4239	2948	771	5595	250	640
6/11/2006	3373	155	1324	4210	2955	714	5651	250	643
6/12/2006	3379	155	1335	4179	2952	663	5721	250	679
6/13/2006	3364	148	1392	4145	2942	643	5870	250	683
6/14/2006	3324	130	1400	4075	2949	637	6018	250	674
6/15/2006	3329	118	1133	4320	2742	617	5939	250	682
6/16/2006	3390	109	1029	4481	2478	594	5886	250	669
6/17/2006	3428	113	1014	4415	2425	561	5866	250	660
6/18/2006	3447	109	1004	4370	2425	506	5852	250	644
6/19/2006	2010	94	632	2498	1400	308	3156	250	395
6/20/2006	2328	147	1141	3532	1910	587	2461	250	280
6/21/2006	3349	142	1269	4569	2561	592	3223	250	0
6/22/2006	3252	139	1251	4681	2546	572	3485	250	0
6/23/2006	3108	131	1216	4573	2496	549	3461	250	0
6/24/2006	3210	135	1203	4470	2439	530	3421	0	0
6/25/2006	3196	131	1204	4398	2374	490	3393	0	0
6/26/2006	3115	124	1220	4310	2327	754	3356	0	0
6/27/2006	3132	135	1250	4243	2299	804	3349	0	0
6/28/2006	3130	156	1272	4191	2283	803	3276	0	0
6/29/2006	3129	172	1261	4175	2295	740	3256	0	0
6/30/2006	3140	191	1271	4027	2231	659	3131	0	387
7/1/2006	3186	0	1271	4040	2265	659	3016	0	817
7/2/2006	3168	181	1180	4018	2258	474	3014	0	745
7/3/2006	3174	170	1114	3971	2259	453	3005	250	715
7/4/2006	3174	170	1114	3971	2259	453	3005	250	715
7/5/2006	3174	170	1114	3971	2259	453	3005	250	715
7/6/2006	3155	152	876	3850	2244	889	2821	250	669
7/7/2006	3165	156	706	3847	2247	944	2820	250	631
7/8/2006	2365	174	592	3481	2072	849	2719	250	642
7/9/2006	2365	174	592	3481	1072	849	2719	250	642
7/10/2006	1754	159	413	3428	2506	754	3793	250	529
7/11/2006	2435	198	455	4419	3686	921	6518	250	656
7/12/2006	2462	160	455	3000	2500	921	3793	250	655

<i>DATE</i>	<i>CW-1</i>	<i>CW-1A</i>	<i>CW-2</i>	<i>CW-3</i>	<i>CW-4</i>	<i>CW-5</i>	<i>CW-6</i>	<i>CW-7</i>	<i>CW-7A</i>
7/13/2006	3009	208	1100	5838	3568	873	6937	250	591
7/14/2006	3404	193	1046	5638	3595	830	6779	250	583
7/15/2006	3498	213	979	5675	3217	756	6541	250	582
7/16/2006	0	210	962	0	0	747	0	250	0
7/17/2006	6905	400	2013	10674	6074	1445	12995	250	1157
7/18/2006	2919	185	1060	4341	3000	556	6299	250	554
7/19/2006	2384	172	1111	5296	3024	496	5926	250	553
7/20/2006	3310	171	1021	6597	3037	750	6683	250	547
7/21/2006	3587	182	948	6775	2962	740	6813	250	568
7/22/2006	3541	180	919	6664	3073	697	6837	250	573
7/23/2006	3512	160	866	6736	2944	664	6820	250	577
7/24/2006	3507	152	868	6738	3064	622	6883	250	573
7/25/2006	3488	139	880	6684	3033	599	7007	250	572
7/26/2006	3468	142	872	6625	3148	591	6957	250	552
7/27/2006	3280	130	800	6211	2900	550	6563	250	525
7/28/2006	2920	140	623	5520	2669	1196	5840	250	440
7/29/2006	3039	163	634	6623	3300	902	6965	250	532
7/30/2006	3039	163	634	6623	3300	902	6965	250	532
7/31/2006	3069	163	491	6280	3269	721	6647	250	513
8/1/2006	3053	157	429	6226	3242	690	6523	250	560
8/2/2006	3038	156	407	6095	3246	660	6492	250	560
8/3/2006	3038	156	407	6095	3246	660	6750	250	560
8/4/2006	3506	146	809	6069	3171	624	6587	250	556
8/5/2006	3426	146	836	5938	2997	598	6293	250	531
8/6/2006	3416	141	859	5801	2981	579	6238	250	523
8/7/2006	3409	138	815	5807	2918	569	6246	250	501
8/8/2006	3409	144	837	5155	2918	549	6246	250	501
8/9/2006	3412	127	880	5155	2886	514	6207	250	493
8/10/2006	3405	127	938	5000	2866	505	4917	250	487
8/11/2006	3398	133	958	4836	2861	478	4663	250	481
8/12/2006	6768	263	1932	4953	5733	928	9105	250	961
8/13/2006	3341	126	952	4953	2856	436	4385	250	477
8/14/2006	3288	124	970	4909	2832	435	4323	250	472

<i>DATE</i>	<i>CW-1</i>	<i>CW-1A</i>	<i>CW-2</i>	<i>CW-3</i>	<i>CW-4</i>	<i>CW-5</i>	<i>CW-6</i>	<i>CW-7</i>	<i>CW-7A</i>
8/15/2006	3265	146	976	4818	2790	442	4135	250	473
8/16/2006	3248	129	947	4747	2756	417	4111	250	469
8/17/2006	3241	127	931	4771	2738	403	4359	250	474
8/18/2006	3229	129	925	4728	2714	403	4550	250	473
8/19/2006	3233	120	913	4692	2682	400	4561	250	463
8/20/2006	6460	237	1827	4692	5319	827	6625	250	934
8/21/2006	3223	118	937	4612	3288	397	6625	250	509
8/22/2006	6437	223	1886	4490	6725	711	6039	250	1024
8/23/2006	3146	92	940	4490	2840	271	6039	250	495
8/24/2006	3189	110	922	4612	2591	284	6309	250	481
8/25/2006	3193	115	928	4756	2546	294	6489	250	486
8/26/2006	3220	107	922	4687	2522	259	6476	250	479
8/27/2006	3217	101	929	4652	2517	353	6445	250	474
8/28/2006	6328	193	1868	4532	2517	782	6445	250	942
8/29/2006	3078	112	936	4532	2476	381	6181	250	464
8/30/2006	3062	116	932	4504	2441	313	6613	250	460
8/31/2006	3050	109	929	4470	2410	260	6747	250	450
9/1/2006	3076	106	907	4470	3143	238	6819	250	440
9/2/2006	3052	163	878	4625	3447	528	6924	250	435
9/3/2006	3076	191	898	4752	3382	668	6950	250	460
9/4/2006	3076	191	898	4752	3382	668	6950	250	460
9/5/2006	3076	191	898	4752	3382	668	6950	250	460
9/6/2006	3056	170	892	4532	3376	432	7053	250	480
9/7/2006	3057	141	886	4457	3344	370	6781	250	483
9/8/2006	3057	141	886	4457	3344	370	6781	250	483
9/9/2006	3057	141	886	4457	3344	370	6781	250	483
9/10/2006	3078	138	871	4313	3289	342	6578	250	489
9/11/2006	3069	127	878	4291	3259	352	6535	250	487
9/12/2006	3065	131	870	4272	3243	353	6512	250	483
9/13/2006	3052	117	869	4242	3232	341	6499	250	481
9/14/2006	3028	145	891	4204	3190	583	6464	250	488
9/15/2006	3013	141	901	4200	3181	734	6509	250	503
9/16/2006	2988	173	906	4177	3145	740	6499	250	507

<i>DATE</i>	<i>CW-1</i>	<i>CW-1A</i>	<i>CW-2</i>	<i>CW-3</i>	<i>CW-4</i>	<i>CW-5</i>	<i>CW-6</i>	<i>CW-7</i>	<i>CW-7A</i>
9/17/2006	2950	175	908	4407	3083	732	6918	250	510
9/18/2006	2933	155	920	4557	3029	665	7119	250	526
9/19/2006	2372	153	777	3784	2498	523	5821	250	441
9/20/2006	3180	141	925	4703	3061	576	7085	250	524
9/21/2006	3228	140	917	4720	3013	517	7029	250	517
9/22/2006	3245	126	933	4710	2949	485	7237	250	511
9/23/2006	3250	139	931	4681	2904	475	7226	250	519
9/24/2006	3206	114	940	4672	2832	469	7038	250	514
9/25/2006	1095	44	326	1539	941	151	2340	250	185
9/26/2006	2564	151	997	4622	2808	514	6722	250	557
9/27/2006	2564	151	997	4622	2808	514	6722	250	557
9/28/2006	2872	147	1022	4596	2634	505	6655	125	548
9/29/2006	2830	145	1044	4566	2354	598	6669	250	545
9/30/2006	2942	132	1040	4530	2236	582	6618	250	544
10/1/2006	2931	120	1031	4538	2216	560	6575	250	538
10/2/2006	2938	140	1048	4491	2224	552	6618	250	548
10/3/2006	2938	140	1048	4491	2224	552	6618	250	548
10/4/2006	2448	140	1048	3743	1853	500	5515	250	500
10/5/2006	2938	140	1048	4491	2224	552	6618	250	548
10/6/2006	2938	140	1048	4491	2224	552	6618	250	548
10/7/2006	2938	140	1048	4491	2224	552	6618	250	548
10/8/2006	2938	140	1048	4491	2224	552	6618	250	548
10/9/2006	2938	140	1048	4491	2224	552	6618	250	548
10/10/2006	2938	140	1048	4491	2224	552	6618	250	548
10/11/2006	2938	140	1048	4491	2224	552	6618	250	548
10/12/2006	2538	158	967	4159	2121	467	7357	250	498
10/13/2006	2689	154	560	4133	2109	431	7295	250	496
10/14/2006	2933	129	0	4103	2099	432	7319	250	493
10/15/2006	2779	125	0	4093	2096	403	7283	250	483
10/16/2006	2880	136	0	4363	2728	392	7634	250	476
10/17/2006	3187	129	0	4926	3544	474	7666	250	479
10/18/2006	2825	139	0	5676	3521	577	7538	250	480
10/19/2006	2960	114	0	5747	3469	532	7527	250	487

<i>DATE</i>	<i>CW-1</i>	<i>CW-1A</i>	<i>CW-2</i>	<i>CW-3</i>	<i>CW-4</i>	<i>CW-5</i>	<i>CW-6</i>	<i>CW-7</i>	<i>CW-7A</i>
10/20/2006	2645	119	0	5729	3411	550	7527	250	496
10/21/2006	3253	128	0	5687	3398	532	7345	250	479
10/22/2006	3235	130	0	5633	3374	491	7168	250	483
10/23/2006	3251	127	0	5397	3352	377	7003	250	483
10/24/2006	2803	146	2	5326	3304	304	7215	250	479
10/25/2006	1537	58	60	2522	3341	95	2581	250	165
10/26/2006	0	58	0	0	3373	0	0	250	0
10/27/2006	0	58	0	0	3343	0	0	250	0
10/28/2006	0	0	0	0	0	0	0	250	0
10/29/2006	0	0	0	0	0	0	0	250	0
10/30/2006	0	0	0	0	0	0	0	250	0
10/31/2006	0	0	0	0	0	0	0	0	0
11/1/2006	0	0	0	0	0	0	0	0	0
11/2/2006	0	0	0	0	0	0	0	0	0
11/3/2006	0	0	0	0	0	0	0	0	0
11/4/2006	0	0	0	0	0	0	0	0	0
11/5/2006	0	0	0	0	0	0	0	0	0
11/6/2006	0	0	0	0	0	0	0	0	0
11/7/2006	0	0	0	0	0	0	0	0	0
11/8/2006	0	0	0	0	0	0	0	0	0
11/9/2006	0	0	0	0	0	0	0	0	0
11/10/2006	0	0	0	0	0	0	0	0	0
11/11/2006	0	0	0	0	0	0	0	0	0
11/12/2006	0	0	0	0	0	0	0	0	0
11/13/2006	0	0	0	0	0	0	0	0	0
11/14/2006	0	0	0	0	0	0	0	0	0
11/15/2006	0	0	0	0	0	0	0	0	0
11/16/2006	0	0	0	0	0	0	0	0	0
11/17/2006	0	0	0	0	0	0	0	0	0
11/18/2006	0	0	0	0	0	0	0	0	0
11/19/2006	0	0	0	0	0	0	0	0	0
11/20/2006	0	0	0	0	0	0	0	0	0
11/21/2006	0	0	0	0	0	0	0	0	0

<i>DATE</i>	<i>CW-1</i>	<i>CW-1A</i>	<i>CW-2</i>	<i>CW-3</i>	<i>CW-4</i>	<i>CW-5</i>	<i>CW-6</i>	<i>CW-7</i>	<i>CW-7A</i>
11/22/2006	0	0	0	0	0	0	0	0	0
11/23/2006	0	0	0	0	0	0	0	0	0
11/24/2006	0	0	0	0	0	0	0	0	0
11/25/2006	0	0	0	0	0	0	0	0	0
11/26/2006	0	0	0	0	0	0	0	0	0
11/27/2006	0	0	0	0	0	0	0	0	0
11/28/2006	301	49	49	49	49	49	49	49	49
11/29/2006	207	47	64	168	130	202	298	62	118
11/30/2006	1290	9	67	1729	1799	1104	3440	47	0
12/1/2006	2984	2	49	2480	3226	1696	5846	46	0
12/2/2006	3686	1	0	2876	3920	1740	6839	0	0
12/3/2006	3409	1	0	1958	3817	1612	6874	0	0
12/4/2006	3309	2	0	3459	3727	1517	6750	0	0
12/5/2006	3212	3	0	1501	3735	1407	6622	0	0
12/6/2006	3208	0	0	406	3770	1364	6501	0	0
12/7/2006	3279	1	0	0	3785	1393	6416	0	0
12/8/2006	2916	3	44	0	3786	1308	6452	49	541
12/9/2006	2808	2	0	0	3789	1295	6444	27	746
12/10/2006	2831	1	0	0	3766	1254	6335	30	593
12/11/2006	2908	5	29	1600	3663	1205	8462	26	493
12/12/2006	3352	4	37	2003	3692	1129	9455	21	205
12/13/2006	1526	24	44	1338	1886	577	4486	32	0
12/14/2006	2942	56	99	2236	3619	1085	8436	58	0
12/15/2006	2658	48	68	1951	3565	1045	8371	55	0
12/16/2006	2312	87	57	1897	3541	963	8159	58	0
12/17/2006	2691	82	56	1888	3513	909	8113	60	0
12/18/2006	2735	31	63	2373	3364	872	7895	49	65
12/19/2006	2591	42	58	2677	3487	829	7985	54	50
12/20/2006	2583	17	58	2622	3481	798	7979	51	45
12/21/2006	2637	58	59	2780	3469	773	7980	53	42
12/22/2006	2618	30	56	2612	3456	787	7788	45	38
12/23/2006	2774	22	61	2833	3440	1545	7585	41	39
12/24/2006	2790	27	61	2913	3453	1313	7557	44	39

<i>DATE</i>	<i>CW-1</i>	<i>CW-1A</i>	<i>CW-2</i>	<i>CW-3</i>	<i>CW-4</i>	<i>CW-5</i>	<i>CW-6</i>	<i>CW-7</i>	<i>CW-7A</i>
12/25/2006	2961	39	62	2906	3447	1201	7553	42	38
12/26/2006	2894	32	62	3082	3399	1607	7594	47	39
12/27/2006	2753	21	62	3032	3428	1539	7595	44	39
12/28/2006	2700	58	62	3010	3448	1346	7432	45	38
12/29/2006	2717	67	60	3016	3426	1206	7359	36	36
12/30/2006	2834	35	60	3055	3399	1092	7354	41	39
12/31/2006	2864	24	59	3053	3376	1056	7370	39	38
<i>Sum</i>	1095527	68792	316529	1551082	770175	330156	1593584	71626	175454
<i>Average</i>	3001	188	867	4250	2110	905	4366	196	481

Harley Davidson Motor Company

Gallons Pumped

From: 1/1/2006

To: 12/31/2006

TCA and West Parking Lot Area Well Flow Data

DATE	CW-8	CW-16	CW-9	CW-20	CW-13	CW-17	CW-15A
1/1/2006	121700	0	102436	0	67810	76531	5705
1/2/2006	121700	0	102403	0	67777	76432	5682
1/3/2006	121900	0	102478	0	67808	76382	5685
1/4/2006	121700	0	102517	0	67813	76380	5662
1/5/2006	121600	0	102735	0	67829	76386	5598
1/6/2006	121900	0	103636	0	67853	76415	5534
1/7/2006	122600	0	103759	0	67873	76431	6535
1/8/2006	121600	0	104334	0	67896	76427	6797
1/9/2006	97300	0	85280	0	55933	62935	5556
1/10/2006	121600	0	105259	0	67911	76588	6601
1/11/2006	121900	0	106193	0	67812	76357	6365
1/12/2006	121900	0	106193	0	67812	76357	6365
1/13/2006	122700	0	106197	0	67884	76437	6311
1/14/2006	122000	0	106241	0	67903	76448	6304
1/15/2006	123800	0	105231	0	67939	76403	6397
1/16/2006	122300	0	105222	0	67880	76389	6369
1/17/2006	121600	0	105222	0	67874	76521	6393
1/18/2006	121800	0	99930	0	67866	76407	6410
1/19/2006	122100	0	98022	0	67947	76476	6425
1/20/2006	121600	0	97246	0	68029	76603	6448
1/21/2006	121500	0	97287	0	68099	76641	6446
1/22/2006	122200	0	97367	0	68159	76715	6451
1/23/2006	121600	0	97150	0	68162	76648	6431

<i>DATE</i>	<i>CW-8</i>	<i>CW-16</i>	<i>CW-9</i>	<i>CW-20</i>	<i>CW-13</i>	<i>CW-17</i>	<i>CW-15A</i>
1/24/2006	121800	0	97104	0	68220	76684	6582
1/25/2006	121700	0	97235	0	68236	76621	6774
1/26/2006	122100	0	102301	0	68267	76646	6748
1/27/2006	122000	0	102623	0	68291	76746	6757
1/28/2006	121750	0	102557	0	68309	77033	6761
1/29/2006	121750	0	102557	0	68309	77033	6761
1/30/2006	121600	0	102297	0	68162	76875	6745
1/31/2006	121600	0	100763	0	68122	76855	6737
2/1/2006	31700	0	26560	0	17929	20236	1773
2/2/2006	54900	0	45628	0	31092	34921	2920
2/3/2006	121600	0	102468	0	68472	82618	7245
2/4/2006	121500	0	102411	0	68401	83970	7626
2/5/2006	122300	0	102488	0	68392	83891	7781
2/6/2006	122300	0	102489	0	68365	83816	7678
2/7/2006	121900	0	95650	0	68060	83506	7630
2/8/2006	122200	0	88927	0	68001	83392	7587
2/9/2006	116700	0	79253	0	65394	80203	7385
2/10/2006	122100	0	85038	0	68259	83871	7742
2/11/2006	121800	0	91733	0	68269	83947	7080
2/12/2006	122800	0	95471	0	68171	83886	6890
2/13/2006	122400	0	95572	0	67978	83748	6965
2/14/2006	121600	0	95405	0	67913	83765	6847
2/15/2006	121600	0	95291	0	67867	83734	6817
2/16/2006	121600	0	95299	0	67855	83770	6793
2/17/2006	121600	0	95346	0	67809	83681	6782
2/18/2006	123300	0	95571	0	67888	83812	6757
2/19/2006	124500	0	95648	0	67884	83826	6751

<i>DATE</i>	<i>CW-8</i>	<i>CW-16</i>	<i>CW-9</i>	<i>CW-20</i>	<i>CW-13</i>	<i>CW-17</i>	<i>CW-15A</i>
2/20/2006	121800	0	97759	0	67843	83681	6774
2/21/2006	121900	0	98791	0	67818	83727	6731
2/22/2006	121600	0	98798	0	67821	83801	6678
2/23/2006	121600	0	98538	0	67814	83799	6609
2/24/2006	121700	0	96989	0	67819	83823	6540
2/25/2006	122200	0	97275	0	67824	83915	6484
2/26/2006	122300	0	96627	0	67791	83804	6389
2/27/2006	121900	0	96304	0	67806	83764	6319
2/28/2006	121600	0	95347	0	67779	83671	6270
3/1/2006	121600	0	94816	0	67657	83619	6246
3/2/2006	121600	0	94635	0	67638	83627	6130
3/3/2006	114900	0	80219	0	64157	79194	4713
3/4/2006	122400	0	79248	0	67777	83550	3929
3/5/2006	121600	0	76034	0	67778	83549	3890
3/6/2006	98600	0	72635	0	57023	70381	5227
3/7/2006	121600	0	92579	0	67626	83692	7101
3/8/2006	121500	0	92644	0	67612	83747	6418
3/9/2006	121300	0	92984	0	67488	83710	6187
3/10/2006	120800	0	92526	0	67408	83632	6144
3/11/2006	121100	0	78644	0	67430	83706	6154
3/12/2006	121200	0	72611	0	67408	83670	6111
3/13/2006	121200	0	75195	0	67339	83586	6078
3/14/2006	122500	0	80562	0	67341	83598	6059
3/15/2006	122000	0	91831	0	67308	83460	6016
3/16/2006	121400	0	91969	0	67264	83323	5949
3/17/2006	121500	0	92245	0	67292	83327	5888
3/18/2006	121600	0	91953	0	67303	83405	5872

<i>DATE</i>	<i>CW-8</i>	<i>CW-16</i>	<i>CW-9</i>	<i>CW-20</i>	<i>CW-13</i>	<i>CW-17</i>	<i>CW-15A</i>
3/19/2006	121600	0	91935	0	67310	83234	5939
3/20/2006	121500	0	92208	0	67655	21176	5895
3/21/2006	121600	0	92128	0	67583	45003	5850
3/22/2006	121600	0	91141	0	67386	71489	5809
3/23/2006	121000	0	91183	0	67323	71372	5743
3/24/2006	119100	0	87425	0	66208	70155	5584
3/25/2006	121500	0	85217	0	67393	71389	5645
3/26/2006	121400	0	85117	0	67342	71266	5628
3/27/2006	121100	0	85330	0	67315	71165	5607
3/28/2006	121000	0	85572	0	67297	71128	5603
3/29/2006	121000	0	85316	0	67293	71150	5563
3/30/2006	121200	0	81086	0	67294	71123	5518
3/31/2006	121200	0	68718	0	67311	71069	5507
4/1/2006	121400	0	64845	0	67365	71073	5561
4/2/2006	116200	0	62756	0	64541	68096	5341
4/3/2006	121400	0	65127	0	67296	70913	5573
4/4/2006	122200	0	73727	0	67310	70922	5716
4/5/2006	121700	0	71837	0	67323	70918	5865
4/6/2006	121300	0	71860	0	67328	70928	5711
4/7/2006	121100	0	72782	0	67333	71031	5649
4/8/2006	121200	0	80449	0	67375	71162	5714
4/9/2006	121700	0	81761	0	67391	71159	5722
4/10/2006	121500	0	66695	0	67355	71109	5836
4/11/2006	121600	0	76618	0	67349	71083	5812
4/12/2006	121200	0	71882	0	67307	71028	5723
4/13/2006	121200	0	63326	0	67380	71105	5620
4/14/2006	121400	0	52037	0	67463	71169	5619

<i>DATE</i>	<i>CW-8</i>	<i>CW-16</i>	<i>CW-9</i>	<i>CW-20</i>	<i>CW-13</i>	<i>CW-17</i>	<i>CW-15A</i>
4/15/2006	120700	0	53013	0	67405	71068	5597
4/16/2006	121200	0	52716	0	67410	71082	5594
4/17/2006	121200	0	53028	0	67334	70974	5576
4/18/2006	121300	0	54840	0	67321	70963	5546
4/19/2006	121000	0	54041	0	67309	70967	5263
4/20/2006	121000	0	58819	0	67326	70982	4816
4/21/2006	121400	0	75373	0	67337	71052	4798
4/22/2006	121900	0	70274	0	67349	71111	4802
4/23/2006	121800	0	62720	0	67417	71096	4793
4/24/2006	117400	0	66164	0	65320	68609	5556
4/25/2006	121700	0	68783	0	67726	71166	5590
4/26/2006	121500	0	69057	0	67719	71124	5499
4/27/2006	121500	0	70876	0	67759	71103	5479
4/28/2006	121500	0	66506	0	67787	71136	5429
4/29/2006	121500	0	66651	0	67795	71208	5381
4/30/2006	121400	0	65404	0	67774	71204	5315
5/1/2006	121400	0	64595	0	67738	71112	5235
5/2/2006	121400	0	65426	0	67723	71145	5154
5/3/2006	121500	0	65369	0	67722	71085	5121
5/4/2006	121300	0	67011	0	67701	71037	5103
5/5/2006	121200	0	73147	0	67720	70990	5042
5/6/2006	121400	0	85709	0	67748	70972	5002
5/7/2006	121600	0	85830	0	67745	71035	4979
5/8/2006	121600	0	83689	0	67647	71002	4936
5/9/2006	121400	0	69410	0	67581	71013	4895
5/10/2006	121100	0	56427	0	67497	70920	4848
5/11/2006	121500	0	75713	0	67550	70981	4859

<i>DATE</i>	<i>CW-8</i>	<i>CW-16</i>	<i>CW-9</i>	<i>CW-20</i>	<i>CW-13</i>	<i>CW-17</i>	<i>CW-15A</i>
5/12/2006	111200	0	75199	0	63306	39025	4760
5/13/2006	120800	0	67767	0	67854	68413	5388
5/14/2006	121200	0	69423	0	67847	68756	5396
5/15/2006	109300	0	73684	0	61060	62273	4577
5/16/2006	121900	0	88867	0	67701	69580	5347
5/17/2006	121600	0	74149	0	67760	69582	5205
5/18/2006	121500	0	50063	0	67790	69259	5149
5/19/2006	100900	0	61486	0	58207	58942	4891
5/20/2006	122000	0	79669	0	68606	69305	5698
5/21/2006	122100	0	78245	0	68655	69420	5655
5/22/2006	122300	0	84081	0	68447	69312	5600
5/23/2006	122000	0	80761	0	68405	69281	5487
5/24/2006	121600	0	76063	0	68362	69239	5460
5/25/2006	121600	0	85238	0	68418	69328	5464
5/26/2006	121600	0	89532	0	68405	69350	5452
5/27/2006	121600	0	89532	0	68405	69350	5452
5/28/2006	36800	0	18253	0	20759	21041	1600
5/29/2006	121400	0	78661	0	69156	70551	4993
5/30/2006	121100	0	98408	0	68041	68764	4940
5/31/2006	121300	0	95084	0	69014	80321	4947
6/1/2006	121200	0	92443	0	68886	92428	4887
6/2/2006	119700	0	94351	0	67786	92293	4800
6/3/2006	121800	0	91680	0	68676	93631	4904
6/4/2006	122500	0	79653	0	68654	93549	4895
6/5/2006	121800	0	62352	0	49691	67653	3321
6/6/2006	117500	0	92430	8600	68646	75569	4844
6/7/2006	121600	0	86687	0	68277	102205	4713

<i>DATE</i>	<i>CW-8</i>	<i>CW-16</i>	<i>CW-9</i>	<i>CW-20</i>	<i>CW-13</i>	<i>CW-17</i>	<i>CW-15A</i>
6/8/2006	121800	0	80929	0	67952	113432	4672
6/9/2006	121900	0	55319	0	68196	112484	4670
6/10/2006	122800	0	29134	0	68436	112565	4652
6/11/2006	123100	0	23887	0	68375	112440	4644
6/12/2006	122300	0	19499	0	68332	111825	4592
6/13/2006	121900	0	25853	0	68365	98766	5090
6/14/2006	102700	0	25201	0	68734	97501	5130
6/15/2006	121900	0	25617	0	68752	97471	5095
6/16/2006	107800	0	24104	0	68814	97550	5065
6/17/2006	121800	0	28035	0	68854	97628	5022
6/18/2006	121600	0	30808	0	68888	97672	4936
6/19/2006	121600	0	31707	0	68860	97675	4918
6/20/2006	121600	0	32127	0	68848	97601	4918
6/21/2006	75300	0	48215	8800	59011	83874	4466
6/22/2006	91800	0	79428	0	68452	97441	5460
6/23/2006	121200	0	86074	0	68400	97282	5212
6/24/2006	121400	0	82981	0	68321	97104	5078
6/25/2006	121600	0	81803	0	68357	97386	5074
6/26/2006	121500	0	75085	0	68313	97453	5064
6/27/2006	121400	0	74230	0	68411	97578	5518
6/28/2006	121300	0	83929	0	68341	106877	5704
6/29/2006	121300	0	77540	0	68460	106447	5717
6/30/2006	121500	0	80907	0	68344	115601	5714
7/1/2006	121600	0	81767	0	68226	113502	5683
7/2/2006	121300	0	81767	0	68226	113502	5683
7/3/2006	121100	0	75655	0	68482	93730	5651
7/4/2006	121000	0	75655	0	68482	93730	5651

<i>DATE</i>	<i>CW-8</i>	<i>CW-16</i>	<i>CW-9</i>	<i>CW-20</i>	<i>CW-13</i>	<i>CW-17</i>	<i>CW-15A</i>
7/5/2006	121000	0	75655	0	68482	93730	5651
7/6/2006	121200	0	75655	0	68482	93730	5651
7/7/2006	121300	0	67265	0	68387	102322	5632
7/8/2006	121100	0	71040	0	68444	102432	2299
7/9/2006	121400	0	70673	0	68473	102549	594
7/10/2006	115700	0	65330	0	65528	98079	0
7/11/2006	86900	0	70673	15600	68473	102549	3960
7/12/2006	95794	0	55427	7500	53842	86049	3960
7/13/2006	99800	0	89590	8200	67113	100103	5764
7/14/2006	121500	0	85626	0	68250	101760	2972
7/15/2006	121400	0	91885	0	68209	102161	1
7/16/2006	242900	0	80382	0	68423	102399	0
7/17/2006	364400	0	76084	0	68400	102229	0
7/18/2006	121500	0	88816	0	66585	99546	4822
7/19/2006	121500	0	88703	0	68372	102011	6529
7/20/2006	243100	0	87363	0	68343	101992	6235
7/21/2006	121400	0	86014	0	68354	102273	6213
7/22/2006	121600	0	85213	0	68404	102168	6228
7/23/2006	121500	0	76401	0	68396	100419	6099
7/24/2006	121300	0	83010	0	67036	85522	5629
7/25/2006	121400	0	91309	0	68457	81810	5381
7/26/2006	121200	0	91431	0	68464	81646	5346
7/27/2006	113625	0	85717	0	64219	76594	5000
7/28/2006	101000	0	76180	0	57080	68080	4664
7/29/2006	121500	0	101726	0	68541	99183	5958
7/30/2006	121500	0	100414	0	68566	99317	5905
7/31/2006	121300	0	98556	0	68469	98815	5861

<i>DATE</i>	<i>CW-8</i>	<i>CW-16</i>	<i>CW-9</i>	<i>CW-20</i>	<i>CW-13</i>	<i>CW-17</i>	<i>CW-15A</i>
8/1/2006	121300	0	98556	0	68469	98815	5861
8/2/2006	121200	0	95893	0	68379	99826	5772
8/3/2006	121100	0	95893	0	68379	99826	5772
8/4/2006	121400	0	94464	0	67831	100061	5744
8/5/2006	121700	0	91458	0	67847	100323	5739
8/6/2006	121700	0	87159	0	67802	100311	5707
8/7/2006	121300	0	96381	0	67838	86048	5646
8/8/2006	121300	0	95042	0	67915	76460	5639
8/9/2006	121700	0	95042	0	67915	76460	5639
8/10/2006	121500	0	99159	0	67875	76293	5608
8/11/2006	121600	0	0	0	0	0	0
8/12/2006	122200	0	100319	0	67803	76354	5495
8/13/2006	122800	0	98662	0	67806	76409	5444
8/14/2006	120700	0	97972	0	67801	76474	5415
8/15/2006	119900	0	98698	0	67799	76519	5345
8/16/2006	120600	0	91346	0	67742	76465	5306
8/17/2006	120700	0	83427	0	67783	76382	5317
8/18/2006	120600	0	79669	0	67775	76363	5307
8/19/2006	120100	0	79130	0	67795	76340	5257
8/20/2006	120600	0	79011	0	67787	76296	5262
8/21/2006	120700	0	82708	0	67787	76177	5255
8/22/2006	241600	0	83907	0	67775	75998	5088
8/23/2006	120600	0	65284	0	67869	75984	5039
8/24/2006	120300	0	61492	0	67857	75859	2356
8/25/2006	120200	0	63797	100	67834	75821	3542
8/26/2006	119800	0	63279	0	67868	75956	6586
8/27/2006	120700	0	68764	0	67833	75850	6020

<i>DATE</i>	<i>CW-8</i>	<i>CW-16</i>	<i>CW-9</i>	<i>CW-20</i>	<i>CW-13</i>	<i>CW-17</i>	<i>CW-15A</i>
8/28/2006	120700	0	69273	9000	67796	89544	6053
8/29/2006	119600	0	69107	0	67786	94650	5943
8/30/2006	120500	0	69128	0	67735	94682	5971
8/31/2006	120800	0	70743	0	67720	94800	6261
9/1/2006	121300	0	72503	0	67471	94408	6393
9/2/2006	121700	0	71445	0	67496	94349	6203
9/3/2006	122000	0	71404	0	67603	94362	7490
9/4/2006	121500	0	72210	0	67721	94354	7285
9/5/2006	121500	0	75678	0	67719	94189	6957
9/6/2006	121500	0	76633	0	67696	94122	6772
9/7/2006	121000	0	76511	0	67771	94151	6797
9/8/2006	121000	0	76511	0	67771	94151	6797
9/9/2006	121000	0	76511	0	67771	94151	6797
9/10/2006	120900	0	77737	0	67607	94210	6462
9/11/2006	121100	0	71462	0	67438	94184	6446
9/12/2006	121500	0	68934	0	67406	94301	6371
9/13/2006	121400	0	70163	0	67361	94224	6470
9/14/2006	121400	0	70339	0	67325	94203	6442
9/15/2006	120800	0	70801	0	67369	94261	6996
9/16/2006	119300	0	70555	0	67482	94396	7308
9/17/2006	120000	0	65259	0	67594	94439	7422
9/18/2006	120600	0	63468	0	67669	94364	7320
9/19/2006	98800	0	68945	0	56942	86182	6437
9/20/2006	121500	0	85040	0	67276	106665	7490
9/21/2006	121800	0	83158	0	67087	106301	7283
9/22/2006	121300	0	79395	0	67009	106329	7203
9/23/2006	120200	0	61992	0	67049	106205	7084

<i>DATE</i>	<i>CW-8</i>	<i>CW-16</i>	<i>CW-9</i>	<i>CW-20</i>	<i>CW-13</i>	<i>CW-17</i>	<i>CW-15A</i>
9/24/2006	120300	0	42573	0	67089	102100	6985
9/25/2006	40400	0	42474	0	47779	67258	4293
9/26/2006	0	0	56590	0	68119	92524	6534
9/27/2006	0	0	56590	0	68119	92524	6534
9/28/2006	0	0	64506	0	68047	92182	7305
9/29/2006	0	0	59350	0	67977	91952	7169
9/30/2006	0	0	60314	0	67987	92154	7036
10/1/2006	0	0	43591	0	68013	92940	6957
10/2/2006	0	0	45164	0	67972	92903	6823
10/3/2006	0	0	45164	0	67972	92903	6823
10/4/2006	0	0	37636	0	56667	77419	5686
10/5/2006	0	0	45164	0	67972	92903	6823
10/6/2006	0	0	45164	0	67972	92903	6823
10/7/2006	0	0	45164	0	67972	92903	6823
10/8/2006	0	0	45164	0	67972	92903	6823
10/9/2006	0	0	45164	0	67972	92903	6823
10/10/2006	0	0	45164	0	67972	92903	6823
10/11/2006	0	0	45164	0	67972	86572	6823
10/12/2006	0	0	65495	0	68288	87090	6594
10/13/2006	0	0	70227	0	66349	84921	6666
10/14/2006	0	0	72123	0	68065	87184	7019
10/15/2006	0	0	70466	0	68210	87602	6964
10/16/2006	0	0	62771	0	68128	87648	6860
10/17/2006	0	0	51190	0	67827	87344	6749
10/18/2006	0	0	53099	0	68241	87450	6719
10/19/2006	0	0	65216	0	68315	87384	6661
10/20/2006	0	0	82752	0	68385	87616	6637

<i>DATE</i>	<i>CW-8</i>	<i>CW-16</i>	<i>CW-9</i>	<i>CW-20</i>	<i>CW-13</i>	<i>CW-17</i>	<i>CW-15A</i>
10/21/2006	0	0	83740	0	68325	87587	6565
10/22/2006	0	0	71224	0	68308	87699	6469
10/23/2006	0	0	59307	0	68276	87827	6386
10/24/2006	0	0	63913	0	67098	86427	6276
10/25/2006	0	0	64565	0	68063	87920	6335
10/26/2006	0	0	65264	0	68033	87506	6247
10/27/2006	0	0	67856	0	67981	87542	6162
10/28/2006	0	0	62233	0	68173	87720	6887
10/29/2006	0	0	62933	0	68317	93391	4347
10/30/2006	0	0	79883	0	65615	92458	1
10/31/2006	0	0	70342	0	65627	92078	0
11/1/2006	0	0	76718	0	65618	92680	0
11/2/2006	0	0	81066	0	65585	97280	0
11/3/2006	0	0	77947	0	67503	102597	5814
11/4/2006	0	0	77803	0	68477	104102	8195
11/5/2006	0	0	80950	0	68456	104204	7725
11/6/2006	0	0	83926	0	68378	103751	7630
11/7/2006	0	0	83383	0	68384	103772	7591
11/8/2006	0	0	87257	0	68320	103781	7548
11/9/2006	0	0	89696	0	68416	103787	8026
11/10/2006	0	0	39235	0	29232	44256	3352
11/11/2006	0	0	92188	0	68726	109058	8494
11/12/2006	0	0	90472	0	68529	110769	8640
11/13/2006	0	0	92615	0	68473	102949	8625
11/14/2006	0	0	87861	0	68473	102691	8624
11/15/2006	0	0	85117	0	68478	102786	8537
11/16/2006	0	0	90236	0	68414	103296	8491

<i>DATE</i>	<i>CW-8</i>	<i>CW-16</i>	<i>CW-9</i>	<i>CW-20</i>	<i>CW-13</i>	<i>CW-17</i>	<i>CW-15A</i>
11/17/2006	0	0	90428	0	68451	104540	8781
11/18/2006	0	0	81942	0	68359	104017	8853
11/19/2006	0	0	67743	0	68283	102352	8671
11/20/2006	0	0	69730	0	68153	100143	8459
11/21/2006	0	0	69183	0	68087	93663	8025
11/22/2006	0	0	68277	0	68049	87771	7709
11/23/2006	0	0	82400	0	68352	86986	8155
11/24/2006	0	0	89605	0	68640	86765	8461
11/25/2006	0	0	87975	0	68640	87320	8351
11/26/2006	0	0	87687	0	68621	89733	8231
11/27/2006	0	0	89028	0	68563	90826	8121
11/28/2006	0	0	89329	0	68521	90617	8043
11/29/2006	0	0	90000	0	68521	90143	7949
11/30/2006	0	0	90010	0	68480	89846	7844
12/1/2006	112200	0	74740	0	58247	74122	6678
12/2/2006	144500	0	83219	0	68607	86161	7826
12/3/2006	144500	0	83350	0	68566	88315	7715
12/4/2006	58500	0	77939	0	68487	88587	7449
12/5/2006	0	0	74472	0	68429	92172	7293
12/6/2006	0	0	74554	0	68479	90322	7186
12/7/2006	0	0	73329	0	68478	87796	7090
12/8/2006	0	0	73820	0	68497	88058	7080
12/9/2006	0	0	73375	0	68481	88459	6950
12/10/2006	0	0	73245	0	68491	88598	6822
12/11/2006	0	0	72707	0	66662	86354	6610
12/12/2006	0	0	79580	0	68425	89614	6938
12/13/2006	0	0	42205	0	35877	73163	3594

<i>DATE</i>	<i>CW-8</i>	<i>CW-16</i>	<i>CW-9</i>	<i>CW-20</i>	<i>CW-13</i>	<i>CW-17</i>	<i>CW-15A</i>
12/14/2006	0	0	739	0	0	91596	0
12/15/2006	0	0	0	8852	0	95818	0
12/16/2006	0	0	0	0	0	97014	0
12/17/2006	14700	0	0	0	0	96760	0
12/18/2006	0	0	0	22411	0	101220	0
12/19/2006	44400	0	481	85675	0	109456	0
12/20/2006	0	0	0	85145	0	109000	0
12/21/2006	0	0	469	64494	0	108534	0
12/22/2006	0	0	0	0	0	108298	0
12/23/2006	0	0	0	0	0	107543	0
12/24/2006	85100	0	56943	0	40723	107046	5316
12/25/2006	143400	0	95919	0	68545	106508	8846
12/26/2006	141700	0	96192	0	68485	105793	8694
12/27/2006	142000	0	96520	0	68437	105115	8152
12/28/2006	142200	0	96086	0	68354	104857	7565
12/29/2006	142100	0	96751	0	68281	104792	7977
12/30/2006	141200	0	96571	0	68294	96205	7989
12/31/2006	141700	0	95918	0	68332	92756	7880
<i>Sum</i>	34076919	0	27576652	324377	23651434	31083316	2101768
<i>Average</i>	93361	0	75552	889	64798	85160	5758

APPENDIX C

2006 Operation and Maintenance Data Summary

APPENDIX D

Historical Groundwater Sampling Data Summary

RW-2
Groundwater Sampling Data Summary
Inorganics and Volatile Organic Compounds
Harley-Davidson Motor Company Operations, Inc. - York, PA

Sample Date Laboratory ID Parameter/Units	11/10/1986 W-13123	11/10/1986 W-13123 duplicate	12/18/1986 W-14054	4/15/1987 W-17324	10/20/1997 10087207	12/8/1998 298120377006	7/30/1999	ACT 2 MSC Used Aquifer TDS ≤ 2,500		EPA MCL
	Residential	Non-Residential								
Metals/Inorganics (mg/L)										
Antimony	ND	ND	ND	ND	ND	ND	ND	0.006	0.006	0.006
Arsenic	NA	NA	NA	NA	NA	NA	NA	0.050	0.050	0.01
Beryllium	NA	NA	NA	NA	NA	NA	NA	0.004	0.004	0.004
Cadmium	ND	ND	ND	ND	ND	ND	ND	0.005	0.005	0.005
Chromium, total	ND	ND	ND	ND	ND	ND	ND	0.100	0.100	0.1
Chromium, hexavalent	ND	ND	ND	ND	ND	ND	ND	0.100	0.100	NR
Copper	NA	NA	NA	NA	NA	NA	NA	1	1	1.3
Cyanide, total	ND	ND	ND	ND	ND	ND	ND	NR	NR	0.2
Cyanide, free	ND	ND	ND	ND	ND	ND	ND	0.200	0.200	NR
Lead	ND	ND	ND	ND	ND	ND	ND	0.005	0.005	0.0015
Mercury	NA	NA	NA	NA	NA	NA	NA	0.002	0.002	0.002
Nickel	ND	ND	ND	ND	ND	ND	ND	0.100	0.100	NR
Zinc	ND	ND	ND	ND	ND	ND	ND	2	2	NR
Detected Volatile Organics (mg/L)										
Acetone	NA	NA	NA	NA	ND	ND	NA	3.7	10	NR
Benzene	ND	ND	ND	ND	ND	ND	NA	0.005	0.005	0.005
Bromodichloromethane	ND	ND	ND	ND	ND	ND	NA	0.1	0.1	0.08
Carbon Disulfide	NA	NA	NA	NA	ND	ND	NA	1.9	4.1	NR
Carbon Tetrachloride	ND	ND	ND	ND	ND	ND	ND	0.005	0.005	0.005
Chlorobenzene	ND	ND	ND	ND	ND	ND	NA	0.1	0.1	NR
Chloroethane	ND	ND	ND	ND	ND	ND	NA	0.23	0.9	NR
Chloroform	ND	ND	ND	0.001	ND	ND	ND	0.1	0.1	0.08
1,1-Dichloroethane	ND	ND	ND	ND	ND	ND	ND	0.027	0.11	NR
1,1-Dichloroethene	ND	ND	ND	ND	ND	ND	ND	0.007	0.007	0.007
1,2-Dichloroethane	ND	ND	ND	ND	ND	ND	ND	0.005	0.005	0.005
cis-1,2-Dichloroethene	NA	NA	NA	NA	NA	ND	NA	0.07	0.07	0.07
Ethylbenzene	ND	ND	ND	ND	ND	ND	NA	0.7	0.7	0.7
Methylene Chloride	ND	ND	ND	ND	ND	ND	ND	0.005	0.005	0.005
Toluene	ND	ND	ND	ND	ND	ND	NA	1	1	1
1,1,1-Trichloroethane	ND	ND	ND	ND	ND	ND	ND	0.2	0.2	0.2
1,1,2-Trichloroethane	ND	ND	ND	ND	ND	ND	ND	0.005	0.005	0.005
Tetrachloroethene (PCE)	0.004	0.004	ND	0.002	ND	ND	ND	0.005	0.005	0.005
trans-1,2-Dichloroethene	0.019	0.020	0.005	0.007	ND	ND	NA	0.1	0.1	0.1
Trichloroethene (TCE)	2.070	2.090	0.544	0.993	0.005	0.013	0.003	0.005	0.005	0.005
Vinyl Chloride	ND	ND	ND	ND	ND	ND	NA	0.002	0.002	0.002
Xylenes (Total)	NA	NA	NA	NA	ND	ND	ND	10	10	10

ND = Not Detected
NA = Not Applicable
NR = Not Reported

RW-2
Groundwater Sampling Data Summary
Inorganics and Volatile Organic Compounds
Harley-Davidson Motor Company Operations, Inc. - York, PA

Sample Date Laboratory ID Parameter/Units	3/30/2000	6/20/2001 183492-3	6/12/2002 209745-4	6/3/2003 236625008	6/7/2004 535795	6/15/2005 642751	6/20/2006 C6F210138002	ACT 2 MSC Used Aquifer TDS ≤ 2,500		EPA MCL
								Residential	Non-Residential	
Metals/Inorganics (mg/L)										
Antimony	ND	ND	ND	ND	ND	ND	NA	0.006	0.006	0.006
Arsenic	NA	NA	NA	NA	NA	NA	NA	0.050	0.050	0.01
Beryllium	NA	NA	NA	NA	NA	NA	NA	0.004	0.004	0.004
Cadmium	ND	ND	ND	ND	ND	ND	NA	0.005	0.005	0.005
Chromium, total	ND	ND	ND	ND	ND	ND	NA	0.100	0.100	0.1
Chromium, hexavalent	ND	ND	ND	ND	ND	ND	NA	0.100	0.100	NR
Copper	NA	NA	NA	NA	NA	NA	NA	1	1	1.3
Cyanide, total	ND	ND	ND	ND	ND	ND	NA	NR	NR	0.2
Cyanide, free	ND	ND	ND	ND	ND	ND	NA	0.200	0.200	NR
Lead	ND	ND	ND	ND	ND	ND	NA	0.005	0.005	0.0015
Mercury	NA	NA	NA	NA	NA	NA	NA	0.002	0.002	0.002
Nickel	ND	ND	ND	ND	ND	ND	NA	0.100	0.100	NR
Zinc	ND	ND	ND	ND	ND	0.0343	NA	2	2	NR
Detected Volatile Organics (mg/L)										
Acetone	NA	ND	ND	NA	NA	NA	NA	3.7	10	NR
Benzene	NA	ND	ND	ND	ND	ND	ND	0.005	0.005	0.005
Bromodichloromethane	NA	ND	ND	ND	ND	ND	ND	0.1	0.1	0.08
Carbon Disulfide	NA	ND	ND	NA	NA	NA	NA	1.9	4.1	NR
Carbon Tetrachloride	ND	ND	ND	ND	ND	ND	ND	0.005	0.005	0.005
Chlorobenzene	NA	ND	ND	ND	ND	ND	ND	0.1	0.1	NR
Chloroethane	NA	ND	ND	ND	ND	ND	ND	0.23	0.9	NR
Chloroform	ND	ND	ND	ND	ND	ND	ND	0.1	0.1	0.08
1,1-Dichloroethane	ND	ND	ND	ND	ND	ND	ND	0.027	0.11	NR
1,1-Dichloroethene	ND	ND	ND	ND	ND	ND	ND	0.007	0.007	0.007
1,2-Dichloroethane	ND	ND	ND	ND	ND	ND	ND	0.005	0.005	0.005
cis-1,2-Dichloroethene	NA	ND	0.0018	NA	ND	ND	ND	0.07	0.07	0.07
Ethylbenzene	NA	ND	ND	ND	ND	ND	ND	0.7	0.7	0.7
Methylene Chloride	ND	ND	ND	ND	ND	ND	ND	0.005	0.005	0.005
Toluene	NA	ND	ND	ND	ND	ND	ND	1	1	1
1,1,1-Trichloroethane	ND	ND	ND	ND	ND	ND	ND	0.2	0.2	0.2
1,1,2-Trichloroethane	ND	ND	ND	ND	ND	ND	ND	0.005	0.005	0.005
Tetrachloroethene (PCE)	ND	ND	ND	ND	ND	ND	ND	0.005	0.005	0.005
trans-1,2-Dichloroethene	ND	ND	ND	ND	ND	ND	ND	0.1	0.1	0.1
Trichloroethene (TCE)	0.00162	0.0033	0.025	0.0027	0.0035	0.0024	0.0014 J	0.005	0.005	0.005
Vinyl Chloride	ND	ND	ND	ND	ND	ND	ND	0.002	0.002	0.002
Xylenes (Total)	NA	ND	ND	NA	NA	NA	NA	10	10	10

ND = Not Detected
NA = Not Applicable
NR = Not Reported

**MW-2 Groundwater Sampling Data Summary
Inorganics and Volatile Organic Compounds
Harley-Davidson Motor Company Operations, Inc. - York, PA**

Sample Date Laboratory ID Parameter/Units	4/29/1986	7/22/1986	1/29/1992	6/22/1993	7/13/1994	10/27/1995	7/17/1996	10/22/1997	12/9/1998	ACT 2 MSC Used Aquifer TDS ≤ 2,500		EPA MCL
	W-9295	W-10957	33304-1	50026-3	62834-3	7814208	8606301	10096203	298120377001	Residential	Non-Residential	
Metals/Inorganics (mg/L)												
Antimony	NA	NA	NA	NA	NA	NA	NA	NA	NA	0.006	0.006	0.006
Arsenic	NA	NA	NA	NA	NA	NA	NA	NA	NA	0.050	0.050	0.01
Beryllium	NA	NA	NA	NA	NA	NA	NA	NA	NA	0.004	0.004	0.004
Cadmium	NA	NA	NA	NA	NA	NA	NA	NA	NA	0.005	0.005	0.005
Chromium, total	NA	NA	NA	NA	NA	NA	NA	NA	NA	0.100	0.100	0.1
Chromium, hexavalent	NA	NA	NA	NA	NA	NA	NA	NA	NA	0.100	0.100	NR
Copper	NA	NA	NA	NA	NA	ND	NA	NA	NA	1	1	1.3
Cyanide, total	1.06	1.04	1.5	0.12	1.9	2.8	1.7	1.5	1.6	NR	NR	0.2
Cyanide, free	NA	0.012	0.016	0.02	ND	2.8	1.7	1.5	0.2	0.200	0.200	NR
Lead	NA	NA	NA	NA	NA	NA	NA	NA	NA	0.005	0.005	0.0015
Mercury	NA	NA	NA	NA	NA	NA	NA	NA	NA	0.002	0.002	0.002
Nickel	NA	NA	NA	NA	NA	NA	NA	NA	NA	0.100	0.100	NR
Zinc	NA	NA	NA	NA	NA	NA	NA	NA	NA	2	2	NR
Detected Volatile Organics (mg/L)												
Acetone	NA	NA	NA	NA	ND	NA	ND	ND	ND	3.7	10	NR
Benzene	ND	ND	ND	ND	ND	ND	ND	ND	ND	0.005	0.005	0.005
Bromodichloromethane	NA	NA	NA	NA	ND	ND	ND	ND	ND	0.1	0.1	0.08
Carbon Disulfide	NA	NA	NA	NA	ND	NA	ND	ND	ND	1.9	4.1	NR
Carbon Tetrachloride	ND	ND	ND	ND	ND	ND	ND	ND	ND	0.005	0.005	0.005
Chlorobenzene	ND	ND	ND	ND	ND	ND	ND	ND	ND	0.1	0.1	NR
Chloroethane	ND	ND	ND	ND	ND	ND	ND	ND	ND	0.23	0.9	NR
Chloroform	ND	ND	ND	ND	ND	ND	ND	ND	ND	0.1	0.1	0.08
1,1-Dichloroethane	ND	ND	ND	ND	ND	ND	ND	ND	ND	0.027	0.11	NR
1,1-Dichloroethene	ND	ND	ND	ND	ND	ND	ND	ND	ND	0.007	0.007	0.007
1,2-Dichloroethane	ND	ND	ND	ND	ND	ND	ND	ND	ND	0.005	0.005	0.005
cis-1,2-Dichloroethene	NA	NA	NA	NA	NA	NA	NA	NA	NA	0.07	0.07	0.07
Ethylbenzene	ND	ND	ND	ND	ND	ND	ND	ND	ND	0.7	0.7	0.7
Methylene Chloride	ND	ND	ND	ND	ND	ND	ND	ND	ND	0.005	0.005	0.005
Toluene	ND	ND	ND	ND	ND	ND	ND	ND	ND	1	1	1
1,1,1-Trichloroethane	ND	ND	ND	ND	ND	ND	ND	ND	ND	0.2	0.2	0.2
1,1,2-Trichloroethane	ND	ND	ND	ND	ND	ND	ND	ND	ND	0.005	0.005	0.005
Tetrachloroethene (PCE)	0.672	0.800	0.350	0.240	0.150	0.360	0.210	0.250	0.180	0.005	0.005	0.005
trans-1,2-Dichloroethene	0.003	0.005	0.003	ND	ND	NA	ND	ND	ND	0.1	0.1	0.1
Trichloroethene (TCE)	0.405	0.500	0.170	0.100	0.071	0.120	0.068	0.120	0.089	0.005	0.005	0.005
Vinyl Chloride	ND	ND	ND	ND	ND	ND	ND	ND	ND	0.002	0.002	0.002
Xylenes (Total)	NA	NA	NA	NA	ND	NA	ND	ND	ND	10	10	10

ND = Not Detected
NA = Not Applicable
NR = Not Reported

MW-2 Groundwater Sampling Data Summary
Inorganics and Volatile Organic Compounds
Harley-Davidson Motor Company Operations, Inc. - York, PA

Sample Date Laboratory ID Parameter/Units	9/21/1999	3/20/2000	6/21/2001 183596-4	6/14/2002 210005-2	6/4/2003 236799004	6/9/2004 536959	6/15/2005 642747	6/22/2006 C6F230124001	ACT 2 MSC Used Aquifer TDS ≤ 2,500		EPA MCL	
									Residential	Non-Residential		
Metals/Inorganics (mg/L)												
Antimony	ND	NA	NA	NA	NA	NA	NA	NA		0.006	0.006	0.006
Arsenic	ND	NA	NA	NA	NA	NA	NA	NA		0.050	0.050	0.01
Beryllium	ND	NA	NA	NA	NA	NA	NA	NA		0.004	0.004	0.004
Cadmium	ND	NA	NA	NA	NA	NA	NA	NA		0.005	0.005	0.005
Chromium, total	ND	NA	NA	NA	NA	NA	NA	NA		0.100	0.100	0.1
Chromium, hexavalent	ND	NA	NA	NA	NA	NA	NA	NA		0.100	0.100	NR
Copper	0.01	NA	NA	NA	NA	NA	NA	NA		1	1	1.3
Cyanide, total	2.3	0.0101	3.92	1.47	1.67	1.0	0.49	1.390		NR	NR	0.2
Cyanide, free*	0.3	0.356	0.852	0.043	0.247	0.22	0.28	0.011		0.200	0.200	NR
Lead	ND	NA	NA	NA	NA	NA	NA	NA		0.005	0.005	0.0015
Mercury	ND	NA	NA	NA	NA	NA	NA	NA		0.002	0.002	0.002
Nickel	ND	NA	NA	NA	NA	NA	NA	NA		0.100	0.100	NR
Zinc	0.04	NA	NA	NA	NA	NA	NA	NA		2	2	NR
Detected Volatile Organics (mg/L)												
Acetone	ND	NA	ND	ND	ND	NA	NA	NA		3.7	10	NR
Benzene	ND	NA	ND	ND	ND	ND	ND	ND		0.005	0.005	0.005
Bromodichloromethane	ND	NA	ND	ND	ND	ND	ND	ND		0.1	0.1	0.08
Carbon Disulfide	ND	NA	ND	ND	ND	NA	NA	NA		1.9	4.1	NR
Carbon Tetrachloride	ND	ND	ND	ND	ND	ND	ND	ND		0.005	0.005	0.005
Chlorobenzene	ND	ND	ND	ND	ND	ND	ND	ND		0.1	0.1	NR
Chloroethane	ND	ND	ND	ND	ND	ND	ND	ND		0.23	0.9	NR
Chloroform	ND	ND	ND	ND	ND	ND	ND	ND		0.1	0.1	0.08
1,1-Dichloroethane	ND	ND	ND	ND	ND	ND	ND	ND		0.027	0.11	NR
1,1-Dichloroethene	ND	ND	ND	ND	ND	ND	ND	ND		0.007	0.007	0.007
1,2-Dichloroethane	ND	ND	ND	ND	ND	ND	ND	ND		0.005	0.005	0.005
cis-1,2-Dichloroethene	NA	NA	0.0025	0.0012	NA	ND	ND	ND		0.07	0.07	0.07
Ethylbenzene	ND	NA	ND	ND	ND	ND	ND	ND		0.7	0.7	0.7
Methylene Chloride	ND	ND	ND	ND	ND	ND	ND	ND		0.005	0.005	0.005
Toluene	ND	NA	ND	ND	ND	ND	ND	ND		1	1	1
1,1,1-Trichloroethane	ND	ND	ND	ND	ND	ND	ND	ND		0.2	0.2	0.2
1,1,2-Trichloroethane	ND	ND	ND	ND	ND	ND	ND	ND		0.005	0.005	0.005
Tetrachloroethene (PCE)	0.098	0.130	0.169	0.273	0.184	0.085	0.100	0.120		0.005	0.005	0.005
trans-1,2-Dichloroethene	NA	ND	ND	ND	ND	ND	ND	ND		0.1	0.1	0.1
Trichloroethene (TCE)	0.057	0.037	0.048	0.090	0.0372	0.021	0.027	0.025		0.005	0.005	0.005
Vinyl Chloride	ND	ND	ND	ND	ND	ND	ND	ND		0.002	0.002	0.002
Xylenes (Total)	ND	NA	ND	ND	ND	NA	NA	NA		10	10	10

ND = Not Detected

NA = Not Applicable

NR = Not Reported

* = Reported as available cyanide from 2006 on.

MW-5
Groundwater Sampling Data Summary
Inorganics and Volatile Organic Compounds
Harley-Davidson Motor Company Operations, Inc. - York, PA

Sample Date Laboratory ID Parameter/Units	4/29/1986 W-9298	7/22/1986 W-10960	12/11/1998 298120447013	9/14/1999	3/24/2000	6/19/2001 1833303-3	6/11/2002 209609-2	6/2/2003 236548001	6/7/2004 535797	6/14/2005 642268	6/21/2006 C6F220113003	ACT 2 MSC Used Aquifer TDS ≤ 2,500		EPA MCL	
												Residential	Non-Residential		
Metals/Inorganics (mg/L)															
Antimony	NA	NA	NA	ND	NA	NA	NA	NA	NA	NA	NA	NA	0.006	0.006	0.006
Arsenic	NA	NA	NA	ND	NA	NA	NA	NA	NA	NA	NA	NA	0.050	0.050	0.01
Beryllium	NA	NA	NA	ND	NA	NA	NA	NA	NA	NA	NA	NA	0.004	0.004	0.004
Cadmium	NA	NA	NA	ND	NA	NA	NA	NA	NA	NA	NA	NA	0.005	0.005	0.005
Chromium, total	NA	NA	NA	ND	NA	NA	NA	NA	NA	NA	NA	NA	0.100	0.100	0.1
Chromium, hexavalent	NA	NA	NA	ND	NA	NA	NA	NA	NA	NA	NA	NA	0.100	0.100	NR
Copper	NA	NA	NA	0.0086	NA	NA	NA	NA	NA	NA	NA	NA	1	1	1.3
Cyanide, total	ND	ND	ND	ND	ND	ND	ND	NA	NA	NA	NA	NA	NR	NR	0.2
Cyanide, free	NA	0.007	ND	ND	ND	ND	ND	NA	NA	NA	NA	NA	0.200	0.200	NR
Lead	NA	NA	NA	ND	NA	NA	NA	NA	NA	NA	NA	NA	0.005	0.005	0.0015
Mercury	NA	NA	NA	ND	NA	NA	NA	NA	NA	NA	NA	NA	0.002	0.002	0.002
Nickel	NA	NA	NA	ND	NA	NA	NA	NA	NA	NA	NA	NA	0.100	0.100	NR
Zinc	NA	NA	NA	0.039	NA	NA	NA	NA	NA	NA	NA	NA	2	2	NR
Detected Volatile Organics (mg/L)															
Acetone	NA	NA	ND	ND	NA	ND	ND	NA	NA	NA	NA	NA	3.7	10	NR
Benzene	ND	ND	ND	ND	NA	ND	ND	ND	ND	ND	ND	ND	0.005	0.005	0.005
Bromodichloromethane	NA	NA	ND	NA	NA	ND	ND	ND	ND	ND	ND	ND	0.1	0.1	0.08
Carbon Disulfide	NA	NA	ND	ND	NA	ND	ND	NA	NA	NA	NA	NA	1.9	4.1	NR
Carbon Tetrachloride	ND	ND	ND	ND	ND	ND	ND	ND	ND	ND	ND	ND	0.005	0.005	0.005
Chlorobenzene	ND	ND	ND	ND	ND	ND	ND	ND	ND	ND	ND	ND	0.1	0.1	NR
Chloroethane	ND	ND	ND	ND	ND	ND	ND	ND	ND	ND	ND	ND	0.23	0.9	NR
Chloroform	0.002	ND	ND	ND	ND	ND	ND	ND	ND	ND	ND	ND	0.1	0.1	0.08
1,1-Dichloroethane	ND	ND	ND	ND	ND	0.0007 J	ND	ND	ND	ND	ND	ND	0.027	0.11	NR
1,1-Dichloroethene	ND	ND	ND	0.001	ND	0.0009 J	0.0017	ND	ND	ND	ND	ND	0.007	0.007	0.007
1,2-Dichloroethane	ND	ND	ND	ND	ND	ND	ND	ND	ND	ND	ND	ND	0.005	0.005	0.005
cis-1,2-Dichloroethene	NA	NA	0.040	0.025	ND	0.027	0.017	NA	0.011	0.0056	0.0055	ND	0.07	0.07	0.07
Ethylbenzene	ND	0.001	ND	ND	NA	ND	ND	ND	ND	ND	ND	ND	0.7	0.7	0.7
Methylene Chloride	ND	0.002	ND	ND	ND	ND	ND	ND	ND	ND	ND	ND	0.005	0.005	0.005
Toluene	ND	0.009	ND	ND	NA	ND	ND	ND	ND	ND	ND	ND	1	1	1
1,1,1-Trichloroethane	0.001	ND	ND	ND	ND	0.0004 J	ND	ND	ND	ND	ND	ND	0.2	0.2	0.2
1,1,2-Trichloroethane	ND	ND	ND	ND	ND	ND	ND	ND	ND	ND	ND	ND	0.005	0.005	0.005
Tetrachloroethene (PCE)	ND	0.001	ND	ND	ND	0.0004 J	ND	ND	ND	ND	ND	ND	0.005	0.005	0.005
trans-1,2-Dichloroethene	0.013	0.040	ND	NA	ND	ND	ND	ND	ND	ND	ND	ND	0.1	0.1	0.1
Trichloroethene (TCE)	0.037	0.063	0.034	0.030	0.00112	0.014	0.0024	0.0038	0.0054	0.0010 J	ND	ND	0.005	0.005	0.005
Vinyl Chloride	ND	0.001	ND	ND	ND	0.0012	ND	ND	ND	0.0006 J	ND	ND	0.002	0.002	0.002
Xylenes (Total)	NA	NA	ND	ND	NA	ND	ND	NA	NA	NA	NA	NA	10	10	10

ND = Not Detected
NA = Not Applicable
NR = Not Reported
J = estimated value, below reporting limit but greater than zero

MW-6
Groundwater Sampling Data Summary
Inorganics and Volatile Organic Compounds
Harley-Davidson Motor Company Operations, Inc. - York, PA

Sample Date Laboratory ID Parameter/Units	5/15/1986 W-9726	7/22/1986 W-10961	4/3/1990 16626-1	4/28/1994 60167-2	7/11/1994 62787--1	12/11/1998 298120447012	9/21/1999	3/23/2000	6/19/2001 183330-4	6/11/2002 209610-1	6/2/2003 236549003	6/8/2004 535791	6/13/2005 641864	6/20/2006 C6F210138006	ACT 2 MSC Used Aquifer TDS ≤ 2,500		EPA MCL
	Residential	Non-Residential															
Metals/Inorganics (mg/L)																	
Antimony	NA	NA	ND	ND	ND	NA	ND	NA	NA	NA	NA	NA	NA	NA	0.006	0.006	0.006
Arsenic	NA	NA	ND	ND	ND	NA	ND	NA	NA	NA	NA	NA	NA	NA	0.050	0.050	0.01
Beryllium	NA	NA	ND	ND	ND	NA	ND	NA	NA	NA	NA	NA	NA	NA	0.004	0.004	0.004
Cadmium	NA	NA	ND	ND	ND	NA	ND	NA	NA	NA	NA	NA	NA	NA	0.005	0.005	0.005
Chromium, total	NA	NA	ND	ND	ND	NA	ND	NA	NA	NA	ND	ND	ND	ND	0.100	0.100	0.1
Chromium, hexavalent	NA	NA	NA	NA	NA	NA	ND	NA	NA	NA	ND	ND	ND	ND	0.100	0.100	NR
Copper	NA	NA	ND	ND	ND	NA	ND	NA	NA	NA	NA	NA	NA	NA	1	1	1.3
Cyanide, total	ND	ND	NA	ND	ND	ND	ND	ND	ND	ND	NA	NA	NA	NA	NR	NR	0.2
Cyanide, free	NA	ND	NA	ND	ND	ND	ND	ND	ND	ND	NA	NA	NA	NA	0.200	0.200	NR
Lead	NA	NA	ND	ND	ND	NA	ND	NA	NA	NA	ND	ND	ND	0.0041 J	0.005	0.005	0.0015
Mercury	NA	NA	ND	ND	ND	NA	ND	NA	NA	NA	NA	NA	NA	NA	0.002	0.002	0.002
Nickel	NA	NA	ND	ND	ND	NA	ND	NA	NA	NA	ND	ND	ND	0.0057 B	0.100	0.100	NR
Zinc	NA	NA	0.09	ND	ND	NA	0.028	NA	NA	NA	ND	0.0136	0.0151 B	0.0177 BJ	2	2	NR
Detected Volatile Organics (mg/L)																	
Acetone	NA	NA	NA	ND	ND	ND	ND	NA	ND	ND	NA	NA	NA	NA	3.7	10	NR
Benzene	ND	ND	ND	ND	ND	ND	ND	NA	ND	ND	ND	ND	ND	ND	0.005	0.005	0.005
Bromodichloromethane	NA	NA	ND	ND	ND	ND	ND	NA	ND	ND	ND	ND	ND	ND	0.1	0.1	0.08
Carbon Disulfide	NA	NA	NA	ND	ND	ND	ND	NA	ND	ND	ND	NA	NA	NA	1.9	4.1	NR
Carbon Tetrachloride	ND	ND	ND	ND	ND	ND	ND	ND	ND	ND	ND	ND	ND	ND	0.005	0.005	0.005
Chlorobenzene	ND	ND	ND	ND	ND	ND	ND	ND	ND	ND	ND	ND	ND	ND	0.1	0.1	NR
Chloroethane	ND	ND	ND	ND	ND	ND	ND	ND	ND	ND	ND	ND	ND	ND	0.23	0.9	NR
Chloroform	ND	ND	0.002	ND	ND	ND	ND	ND	ND	ND	ND	ND	ND	ND	0.1	0.1	0.08
1,1-Dichloroethane	0.016	0.005	0.024	0.001	0.003	0.0025	0.001	0.00111	0.0012	0.0015	ND	ND	ND	ND	0.027	0.11	NR
1,1-Dichloroethene	ND	ND	ND	ND	ND	ND	ND	ND	ND	ND	ND	ND	ND	ND	0.007	0.007	0.007
1,2-Dichloroethane	ND	ND	0.001	ND	ND	ND	ND	ND	ND	ND	ND	ND	ND	ND	0.005	0.005	0.005
cis-1,2-Dichloroethene	NA	NA	NA	NA	NA	ND	ND	NA	ND	ND	ND	ND	ND	ND	0.07	0.07	0.07
Ethylbenzene	ND	ND	ND	ND	ND	ND	ND	NA	ND	ND	ND	ND	ND	ND	0.7	0.7	0.7
Methylene Chloride	ND	ND	ND	ND	ND	ND	ND	ND	ND	ND	ND	ND	ND	ND	0.005	0.005	0.005
Toluene	ND	ND	ND	ND	ND	ND	ND	NA	ND	ND	ND	ND	ND	ND	1	1	1
1,1,1-Trichloroethane	0.004	0.005	0.018	ND	ND	ND	ND	ND	ND	ND	ND	ND	ND	ND	0.2	0.2	0.2
1,1,2-Trichloroethane	ND	ND	ND	ND	ND	ND	ND	ND	ND	ND	ND	ND	ND	ND	0.005	0.005	0.005
Tetrachloroethene (PCE)	ND	ND	ND	ND	ND	ND	ND	ND	ND	ND	ND	ND	ND	ND	0.005	0.005	0.005
trans-1,2-Dichloroethene	0.003	0.001	NA	ND	ND	NA	ND	ND	ND	ND	ND	ND	ND	ND	0.1	0.1	0.1
Trichloroethene (TCE)	0.002	0.001	ND	ND	ND	ND	ND	ND	ND	ND	ND	ND	ND	ND	0.005	0.005	0.005
Vinyl Chloride	ND	ND	ND	ND	ND	ND	ND	ND	ND	ND	ND	ND	ND	ND	0.002	0.002	0.002
Xylenes (Total)	NA	NA	NA	ND	ND	ND	ND	NA	ND	ND	NA	NA	NA	NA	10	10	10

ND = Not Detected
NA = Not Applicable
NR = Not Reported
B = Reported value less than Practical Quantitation Limit but greater than zero or equal to the Instrumental Detection Limit

MW-7
Groundwater Sampling Data Summary
Inorganics and Volatile Organic Compounds
Harley-Davidson Motor Company Operations, Inc. - York, PA

Sample Date Laboratory ID Parameter/Units	4/29/1986 W-9299	7/22/1986 W-10962	4/2/1990 16575-1	2/28/1991 24605-2	4/28/1994 60204-4	7/11/1994 62787-3	9/28/1999	4/5/2000	6/4/2003 236798001	6/9/2004 536961	6/17/2005 643729	6/23/2006 C6F240114012	ACT 2 MSC Used Aquifer TDS ≤ 2,500		EPA MCL
	Residential	Non-Residential													
Metals/Inorganics (mg/L)															
Antimony	NA	NA	ND	NA	ND	ND	ND	NA	NA	NA	NA	NA	0.006	0.006	0.006
Arsenic	NA	NA	ND	NA	ND	ND	ND	NA	NA	NA	NA	NA	0.050	0.050	0.01
Beryllium	NA	NA	ND	NA	ND	ND	ND	NA	NA	NA	NA	NA	0.004	0.004	0.004
Cadmium	NA	NA	ND	NA	ND	ND	ND	NA	NA	NA	NA	NA	0.005	0.005	0.005
Chromium, total	NA	NA	ND	NA	ND	0.03	0.067	NA	0.077	0.0635	0.0489	0.0762	0.100	0.100	0.1
Chromium, hexavalent	NA	NA	NA	NA	NA	NA	0.1	NA	0.07	0.0548	0.0375	0.076	0.100	0.100	NR
Copper	NA	NA	0.01	NA	ND	ND	ND	NA	NA	NA	NA	NA	1	1	1.3
Cyanide, total	ND	ND	NA	NA	ND	ND	ND	ND	NA	NA	NA	NA	NR	NR	0.2
Cyanide, free	NA	ND	NA	NA	ND	ND	ND	ND	NA	NA	NA	NA	0.200	0.200	NR
Lead	NA	NA	ND	NA	ND	ND	ND	NA	NA	ND	ND	ND	0.005	0.005	0.0015
Mercury	NA	NA	ND	NA	ND	ND	ND	NA	NA	NA	NA	NA	0.002	0.002	0.002
Nickel	NA	NA	ND	NA	ND	ND	ND	NA	ND	0.005	ND	0.0016 B	0.100	0.100	NR
Zinc	NA	NA	0.04	NA	ND	ND	ND	NA	ND	0.0118	0.0396	0.0068 BJ	2	2	NR
Detected Volatile Organics (mg/L)															
Acetone	NA	NA	NA	NA	ND	ND	ND	NA	NA	NA	NA	NA	3.7	10	NR
Benzene	ND	ND	ND	ND	ND	ND	ND	NA	ND	ND	ND	ND	0.005	0.005	0.005
Bromodichloromethane	NA	NA	ND	NA	ND	ND	NA	NA	ND	ND	ND	ND	0.1	0.1	0.08
Carbon Disulfide	NA	NA	NA	NA	ND	ND	ND	NA	NA	NA	NA	NA	1.9	4.1	NR
Carbon Tetrachloride	ND	ND	ND	ND	ND	ND	ND	ND	0.0033	ND	ND	ND	0.005	0.005	0.005
Chlorobenzene	ND	ND	ND	ND	ND	ND	ND	ND	ND	ND	ND	ND	0.1	0.1	NR
Chloroethane	ND	ND	ND	ND	ND	ND	ND	ND	ND	ND	ND	ND	0.23	0.9	NR
Chloroform	ND	ND	ND	ND	ND	ND	ND	ND	0.0027	ND	ND	ND	0.1	0.1	0.08
1,1-Dichloroethane	ND	ND	0.001	ND	ND	ND	ND	0.0716	0.07	0.019	0.027 J	ND	0.027	0.11	NR
1,1-Dichloroethene	0.002	0.002	0.018	0.003	0.035	0.090	0.500	0.590	0.302	0.12	0.12	0.085	0.007	0.007	0.007
1,2-Dichloroethane	ND	ND	ND	ND	ND	ND	ND	ND	0.0018	ND	ND	ND	0.005	0.005	0.005
cis-1,2-Dichloroethene	NA	NA	NA	NA	NA	NA	0.570	NA	NA	0.33	0.33	0.350	0.07	0.07	0.07
Ethylbenzene	ND	ND	ND	ND	ND	ND	ND	NA	ND	ND	ND	ND	0.7	0.7	0.7
Methylene Chloride	ND	ND	ND	ND	ND	ND	ND	ND	ND	ND	ND	ND	0.005	0.005	0.005
Toluene	ND	ND	ND	ND	ND	ND	ND	NA	ND	ND	ND	ND	1	1	1
1,1,1-Trichloroethane	0.011	0.005	0.053	0.009	0.050	0.140	1.5	1.20	0.599	0.19	0.2	0.096	0.2	0.2	0.2
1,1,2-Trichloroethane	ND	0.001	ND	ND	ND	ND	ND	ND	0.0012	ND	ND	ND	0.005	0.005	0.005
Tetrachloroethene (PCE)	0.035	0.105	0.430	0.180	0.310	0.700	0.580	0.685	0.555	0.720	0.640	0.400	0.005	0.005	0.005
trans-1,2-Dichloroethene	0.110	1.04	NA	0.260	0.160	0.270	NA	ND	0.0023	ND	ND	ND	0.1	0.1	0.1
Trichloroethene (TCE)	0.600	2.076	1.70	0.510	0.790	1.800	4.0	3.5	2.82	1.5	1.4	1.1	0.005	0.005	0.005
Vinyl Chloride	ND	ND	ND	ND	ND	ND	ND	ND	ND	ND	ND	ND	0.002	0.002	0.002
Xylenes (Total)	NA	NA	NA	NA	NA	NA	NA	NA	NA	NA	NA	NA	10	10	10

ND = Not Detected
NA = Not Applicable
NR = Not Reported
J = Estimated value, less than the quantification limit but greater than zero

MW-10
Groundwater Sampling Data Summary
Inorganics and Volatile Organic Compounds
Harley-Davidson Motor Company Operations, Inc. - York, PA

Sample Date Laboratory ID Parameter/Units	12/4/1986	4/15/1987	1/29/1992	6/22/1993	7/15/1994	10/31/1995	7/16/1996	10/22/1997	12/8/1998	ACT 2 MSC Used Aquifer TDS ≤ 2,500		EPA MCL
	W-13762	W-17323	33304-1	50026-1	62962-1	7819201	8602601	10066506	298120377007	Residential	Non-Residential	
Metals/Inorganics (mg/L)												
Antimony	0.25	NA	NA	NA	NA	NA	NA	NA	NA	0.006	0.006	0.006
Arsenic	ND	NA	NA	NA	NA	NA	NA	NA	NA	0.050	0.050	0.01
Beryllium	ND	NA	NA	NA	NA	NA	NA	NA	NA	0.004	0.004	0.004
Cadmium	NA	NA	NA	NA	NA	NA	NA	NA	NA	0.005	0.005	0.005
Chromium, total	ND	NA	NA	NA	NA	NA	NA	NA	NA	0.100	0.100	0.1
Chromium, hexavalent	NA	NA	NA	NA	NA	NA	NA	NA	NA	0.100	0.100	NR
Copper	ND	NA	NA	NA	NA	NA	NA	NA	NA	1	1	1.3
Cyanide, total	ND	ND	NA	ND	ND	NA	ND	ND	ND	NR	NR	0.2
Cyanide, free	NA	ND	NA	ND	ND	NA	ND	ND	ND	0.200	0.200	NR
Lead	ND	NA	NA	NA	NA	NA	NA	NA	NA	0.005	0.005	0.0015
Mercury	ND	NA	NA	NA	NA	NA	NA	NA	NA	0.002	0.002	0.002
Nickel	ND	NA	NA	NA	NA	NA	NA	NA	NA	0.100	0.100	NR
Zinc	0.12	NA	NA	NA	NA	NA	NA	NA	NA	2	2	NR
Detected Volatile Organics (mg/L)												
Acetone	NA	NA	NA	NA	ND	NA	ND	ND	ND	3.7	10	NR
Benzene	ND	ND	NA	ND	ND	NA	ND	ND	ND	0.005	0.005	0.005
Bromodichloromethane	NA	NA	NA	NA	ND	NA	ND	ND	ND	0.1	0.1	0.08
Carbon Disulfide	NA	NA	NA	NA	ND	NA	ND	ND	ND	1.9	4.1	NR
Carbon Tetrachloride	ND	ND	NA	ND	ND	NA	ND	ND	ND	0.005	0.005	0.005
Chlorobenzene	ND	ND	NA	ND	ND	NA	ND	ND	ND	0.1	0.1	NR
Chloroethane	ND	ND	NA	ND	ND	NA	ND	ND	ND	0.23	0.9	NR
Chloroform	ND	ND	NA	ND	ND	NA	ND	ND	ND	0.1	0.1	0.08
1,1-Dichloroethane	ND	ND	NA	ND	ND	NA	ND	ND	ND	0.027	0.11	NR
1,1-Dichloroethene	ND	ND	NA	ND	ND	NA	ND	ND	ND	0.007	0.007	0.007
1,2-Dichloroethane	ND	ND	NA	ND	ND	NA	ND	ND	ND	0.005	0.005	0.005
cis-1,2-Dichloroethene	NA	NA	NA	NA	NA	NA	NA	NA	0.066	0.07	0.07	0.07
Ethylbenzene	ND	ND	NA	ND	ND	NA	ND	ND	ND	0.7	0.7	0.7
Methylene Chloride	ND	ND	NA	ND	ND	NA	ND	ND	ND	0.005	0.005	0.005
Toluene	ND	ND	NA	ND	ND	NA	ND	ND	ND	1	1	1
1,1,1-Trichloroethane	0.002	ND	NA	ND	ND	NA	ND	ND	ND	0.2	0.2	0.2
1,1,2-Trichloroethane	ND	ND	NA	ND	ND	NA	ND	ND	ND	0.005	0.005	0.005
Tetrachloroethene (PCE)	ND	ND	NA	ND	ND	NA	ND	ND	ND	0.005	0.005	0.005
trans-1,2-Dichloroethene	ND	0.001	0.025	0.030	0.470	NA	ND	ND	ND	0.1	0.1	0.1
Trichloroethene (TCE)	0.034	0.156	0.630	1.3	0.570	0.530	0.370	0.480	0.540	0.005	0.005	0.005
Vinyl Chloride	ND	ND	NA	ND	ND	NA	ND	ND	ND	0.002	0.002	0.002
Xylenes (Total)	NA	NA	NA	NA	ND	NA	ND	ND	ND	10	10	10

ND = Not Detected
NA = Not Applicable
NR = Not Reported

MW-10
Groundwater Sampling Data Summary
Inorganics and Volatile Organic Compounds
Harley-Davidson Motor Company Operations, Inc. - York, PA

Sample Date Laboratory ID Parameter/Units	9/15/1999	3/27/2000	6/22/2001 183728-3	6/14/2002 210005-1	6/4/2003 236799005	6/9/2004 536228	6/16/2005 643208	6/21/2006 C6F220113001	ACT 2 MSC Used Aquifer TDS ≤ 2,500		EPA MCL	
									Residential	Non-Residential		
Metals/Inorganics (mg/L)												
Antimony	ND	NA	NA	NA	NA	NA	ND	NA		0.006	0.006	0.006
Arsenic	ND	NA	NA	NA	NA	NA	NA	NA		0.050	0.050	0.01
Beryllium	ND	NA	NA	NA	NA	NA	NA	NA		0.004	0.004	0.004
Cadmium	ND	NA	NA	NA	NA	NA	ND	NA		0.005	0.005	0.005
Chromium, total	ND	NA	NA	NA	NA	NA	ND	NA		0.100	0.100	0.1
Chromium, hexavalent	ND	NA	NA	NA	NA	NA	ND	NA		0.100	0.100	NR
Copper	ND	NA	NA	NA	NA	NA	NA	NA		1	1	1.3
Cyanide, total	ND	ND	ND	ND	NA	NA	ND	NA		NR	NR	0.2
Cyanide, free	ND	ND	ND	ND	NA	NA	ND	NA		0.200	0.200	NR
Lead	ND	NA	NA	NA	NA	NA	ND	NA		0.005	0.005	0.0015
Mercury	ND	NA	NA	NA	NA	NA	NA	NA		0.002	0.002	0.002
Nickel	ND	NA	NA	NA	NA	NA	ND	NA		0.100	0.100	NR
Zinc	0.04	NA	NA	NA	NA	NA	0.0153 B	NA		2	2	NR
Detected Volatile Organics (mg/L)												
Acetone	ND	NA	ND	ND	NA	NA	NA	NA		3.7	10	NR
Benzene	ND	NA	ND	ND	ND	ND	ND	ND		0.005	0.005	0.005
Bromodichloromethane	NA	NA	ND	ND	ND	ND	ND	ND		0.1	0.1	0.08
Carbon Disulfide	ND	NA	ND	ND	NA	NA	NA	NA		1.9	4.1	NR
Carbon Tetrachloride	ND	ND	ND	ND	ND	ND	ND	ND		0.005	0.005	0.005
Chlorobenzene	ND	ND	ND	ND	ND	ND	ND	ND		0.1	0.1	NR
Chloroethane	ND	ND	ND	ND	ND	ND	ND	ND		0.23	0.9	NR
Chloroform	ND	ND	ND	ND	ND	ND	ND	ND		0.1	0.1	0.08
1,1-Dichloroethane	ND	ND	ND	ND	ND	ND	ND	ND		0.027	0.11	NR
1,1-Dichloroethene	ND	ND	ND	ND	ND	ND	ND	ND		0.007	0.007	0.007
1,2-Dichloroethane	ND	ND	ND	ND	ND	ND	ND	ND		0.005	0.005	0.005
cis-1,2-Dichloroethene	0.150	NA	0.205	0.029	NA	0.036	0.130	0.077		0.07	0.07	0.07
Ethylbenzene	ND	NA	ND	ND	ND	ND	ND	ND		0.7	0.7	0.7
Methylene Chloride	ND	ND	ND	ND	ND	ND	ND	ND		0.005	0.005	0.005
Toluene	ND	NA	ND	ND	ND	ND	ND	ND		1	1	1
1,1,1-Trichloroethane	ND	ND	ND	ND	ND	ND	ND	ND		0.2	0.2	0.2
1,1,2-Trichloroethane	ND	ND	ND	ND	ND	ND	ND	ND		0.005	0.005	0.005
Tetrachloroethene (PCE)	ND	ND	ND	ND	ND	ND	ND	ND		0.005	0.005	0.005
trans-1,2-Dichloroethene	NA	ND	ND	ND	ND	ND	ND	ND		0.1	0.1	0.1
Trichloroethene (TCE)	0.019	0.537	0.015	0.190	0.214	0.160	0.220	0.280		0.005	0.005	0.005
Vinyl Chloride	ND	ND	ND	ND	ND	ND	ND	ND		0.002	0.002	0.002
Xylenes (Total)	ND	NA	ND	ND	NA	NA	NA	NA		10	10	10

ND = Not Detected
NA = Not Applicable
NR = Not Reported
B = Reported value less than Practical Quantitation Limit but greater than zero or equal to the Instrumental Detection Limit

MW-12
Groundwater Sampling Data Summary
Inorganics and Volatile Organic Compounds
Harley-Davidson Motor Company Operations, Inc. - York, PA

Sample Date Laboratory ID Parameter/Units	5/26/1987 W-18623	10/31/1990 21862-1	2/6/1991 24064-2	4/25/1991 26065-2	1/29/1992 33304-2	6/22/1993 50026-2	7/14/1994 62961-2	10/11/1995 7825002	7/18/1996 8609101	10/23/1997 10097301	ACT 2 MSC Used Aquifer TDS ≤ 2,500		EPA MCL
											Residential	Non-Residential	
Metals/Inorganics (mg/L)													
Antimony	NA	NA	NA	NA	NA	NA	NA	NA	NA	NA	0.006	0.006	0.006
Arsenic	NA	NA	NA	NA	NA	NA	NA	NA	NA	NA	0.050	0.050	0.01
Beryllium	NA	NA	NA	NA	NA	NA	NA	NA	NA	NA	0.004	0.004	0.004
Cadmium	NA	NA	NA	NA	NA	NA	NA	NA	NA	NA	0.005	0.005	0.005
Chromium, total	NA	NA	NA	NA	NA	NA	NA	NA	NA	NA	0.100	0.100	0.1
Chromium, hexavalent	NA	NA	NA	NA	NA	NA	NA	NA	NA	NA	0.100	0.100	NR
Copper	NA	NA	NA	NA	NA	NA	NA	NA	NA	NA	1	1	1.3
Cyanide, total	ND	NA	NA	NA	ND	ND	NA	NA	ND	ND	NR	NR	0.2
Cyanide, free	ND	NA	NA	NA	ND	ND	NA	NA	ND	ND	0.200	0.200	NR
Lead	NA	NA	NA	NA	NA	NA	NA	NA	NA	NA	0.005	0.005	0.0015
Mercury	NA	NA	NA	NA	NA	NA	NA	NA	NA	NA	0.002	0.002	0.002
Nickel	NA	NA	NA	NA	NA	NA	NA	NA	NA	NA	0.100	0.100	NR
Zinc	NA	NA	NA	NA	NA	NA	NA	NA	NA	NA	2	2	NR
Detected Volatile Organics (mg/L)													
Acetone	NA	NA	NA	NA	NA	NA	NA	NA	ND	ND	3.7	10	NR
Benzene	ND	ND	ND	ND	ND	ND	NA	NA	ND	ND	0.005	0.005	0.005
Bromodichloromethane	NA	NA	NA	NA	NA	NA	NA	NA	ND	ND	0.1	0.1	0.08
Carbon Disulfide	NA	NA	NA	NA	NA	NA	NA	NA	ND	ND	1.9	4.1	NR
Carbon Tetrachloride	ND	ND	ND	ND	ND	ND	NA	NA	ND	ND	0.005	0.005	0.005
Chlorobenzene	ND	ND	ND	ND	ND	ND	NA	NA	ND	ND	0.1	0.1	NR
Chloroethane	ND	ND	ND	ND	ND	ND	NA	NA	ND	ND	0.23	0.9	NR
Chloroform	ND	ND	ND	ND	ND	ND	NA	NA	ND	ND	0.1	0.1	0.08
1,1-Dichloroethane	ND	ND	ND	ND	ND	ND	NA	NA	ND	ND	0.027	0.11	NR
1,1-Dichloroethene	ND	ND	ND	ND	ND	ND	NA	NA	ND	ND	0.007	0.007	0.007
1,2-Dichloroethane	ND	ND	ND	ND	ND	ND	NA	NA	ND	ND	0.005	0.005	0.005
cis-1,2-Dichloroethene	NA	NA	NA	NA	NA	NA	NA	NA	NA	NA	0.07	0.07	0.07
Ethylbenzene	ND	ND	ND	ND	ND	ND	NA	NA	ND	ND	0.7	0.7	0.7
Methylene Chloride	ND	ND	ND	ND	ND	ND	NA	NA	ND	ND	0.005	0.005	0.005
Toluene	ND	ND	ND	0.003	ND	ND	NA	NA	ND	ND	1	1	1
1,1,1-Trichloroethane	ND	ND	ND	ND	ND	ND	NA	NA	ND	ND	0.2	0.2	0.2
1,1,2-Trichloroethane	ND	ND	ND	ND	ND	ND	NA	NA	ND	ND	0.005	0.005	0.005
Tetrachloroethene (PCE)	0.005	0.018	0.009	0.007	0.005	0.002	NA	NA	ND	0.005	0.005	0.005	0.005
trans-1,2-Dichloroethene	0.036	0.190	0.032	0.029	0.075	0.024	NA	NA	NA	ND	0.1	0.1	0.1
Trichloroethene (TCE)	1.0	2.8	0.540	0.560	0.900	0.300	0.220	0.360	0.300	0.32	0.005	0.005	0.005
Vinyl Chloride	ND	ND	ND	ND	ND	ND	NA	NA	ND	ND	0.002	0.002	0.002
Xylenes (Total)	NA	NA	NA	NA	NA	NA	NA	NA	ND	ND	10	10	10

ND = Not Detected
NA = Not Applicable
NR = Not Reported
J = estimated value, below reporting limit

MW-12
Groundwater Sampling Data Summary
Inorganics and Volatile Organic Compounds
Harley-Davidson Motor Company Operations, Inc. - York, PA

Sample Date Laboratory ID Parameter/Units	12/8/1998	9/20/1999	4/3/2000	6/20/2001	6/18/2002	6/4/2003	6/8/2004	6/16/2005	6/22/2006	ACT 2 MSC Used Aquifer TDS ≤ 2,500		EPA MCL	
	298120377008			183492-6	210168-1	236799006	535798	643206	C6F230124006	Residential	Non-Residential		
Metals/Inorganics (mg/L)													
Antimony	NA	ND	NA	NA	NA	NA	NA	NA	NA		0.006	0.006	0.006
Arsenic	NA	ND	NA	NA	NA	NA	NA	NA	NA		0.050	0.050	0.01
Beryllium	NA	ND	NA	NA	NA	NA	NA	NA	NA		0.004	0.004	0.004
Cadmium	NA	ND	NA	NA	NA	NA	NA	NA	NA		0.005	0.005	0.005
Chromium, total	NA	ND	NA	NA	NA	ND	ND	ND	ND		0.100	0.100	0.1
Chromium, hexavalent	NA	ND	NA	NA	NA	ND	ND	ND	ND		0.100	0.100	NR
Copper	NA	ND	NA	NA	NA	NA	NA	NA	NA		1	1	1.3
Cyanide, total	ND	ND	ND	ND	ND	NA	NA	NA	NA		NR	NR	0.2
Cyanide, free	ND	ND	ND	ND	ND	NA	NA	NA	NA		0.200	0.200	NR
Lead	NA	ND	NA	NA	NA	ND	ND	ND	0.0026 B		0.005	0.005	0.0015
Mercury	NA	ND	NA	NA	NA	NA	NA	NA	NA		0.002	0.002	0.002
Nickel	NA	0.0052	NA	NA	NA	ND	0.0044	0.0034 B	0.0043 B		0.100	0.100	NR
Zinc	NA	0.069	NA	NA	NA	ND	0.0152	0.0436	0.0093 BJ		2	2	NR
Detected Volatile Organics (mg/L)													
Acetone	ND	ND	NA	ND	ND	NA	NA	NA	NA		3.7	10	NR
Benzene	ND	ND	NA	ND	ND	ND	ND	ND	ND		0.005	0.005	0.005
Bromodichloromethane	ND	NA	NA	ND	ND	ND	ND	ND	ND		0.1	0.1	0.08
Carbon Disulfide	ND	ND	NA	ND	ND	NA	NA	NA	NA		1.9	4.1	NR
Carbon Tetrachloride	ND	ND	ND	ND	ND	ND	ND	ND	ND		0.005	0.005	0.005
Chlorobenzene	ND	NA	NA	ND	ND	ND	ND	ND	ND		0.1	0.1	NR
Chloroethane	ND	NA	NA	ND	ND	ND	ND	ND	ND		0.23	0.9	NR
Chloroform	ND	ND	ND	ND	ND	ND	ND	ND	ND		0.1	0.1	0.08
1,1-Dichloroethane	ND	ND	ND	ND	ND	ND	ND	ND	ND		0.027	0.11	NR
1,1-Dichloroethene	ND	ND	ND	ND	ND	ND	ND	ND	ND		0.007	0.007	0.007
1,2-Dichloroethane	ND	ND	ND	ND	ND	ND	ND	ND	ND		0.005	0.005	0.005
cis-1,2-Dichloroethene	0.014	0.009	ND	0.06	0.032	NA	0.0062 J	0.0082 J	0.014		0.07	0.07	0.07
Ethylbenzene	ND	ND	NA	ND	ND	ND	ND	ND	ND		0.7	0.7	0.7
Methylene Chloride	ND	ND	ND	ND	ND	ND	ND	ND	ND		0.005	0.005	0.005
Toluene	ND	ND	NA	ND	ND	ND	ND	ND	ND		1	1	1
1,1,1-Trichloroethane	ND	ND	ND	ND	ND	ND	ND	ND	ND		0.2	0.2	0.2
1,1,2-Trichloroethane	ND	ND	ND	ND	ND	ND	ND	ND	ND		0.005	0.005	0.005
Tetrachloroethene (PCE)	ND	0.011	ND	0.0085	0.0042	0.0024	0.0061	0.005	0.0032 J		0.005	0.005	0.005
trans-1,2-Dichloroethene	ND	NA	ND	0.0003 J	ND	ND	ND	ND	ND		0.1	0.1	0.1
Trichloroethene (TCE)	0.11	0.14	0.537	0.448	0.309	0.18	0.21	0.2	0.19		0.005	0.005	0.005
Vinyl Chloride	ND	ND	ND	ND	ND	ND	ND	ND	ND		0.002	0.002	0.002
Xylenes (Total)	ND	ND	NA	ND	ND	NA	NA	NA	NA		10	10	10

ND = Not Detected

NA = Not Applicable

NR = Not Reported

J = estimated value, below reporting limit

B = Reported value less than Practical Quantitation Limit but greater than zero or equal to the Instrumental Detection Limit

MW-17
Groundwater Sampling Data Summary
Inorganics and Volatile Organic Compounds
Harley-Davidson Motor Company Operations, Inc. - York, PA

Sample Date Laboratory ID Parameter/Units	5/27/1987 W-18705	1/30/1992 33362-5	6/24/1993 50154-2	7/14/1994 62961-5	7/16/1996 8602602	10/22/1997 10096204	12/10/1998 298120447001	9/14/1999	ACT 2 MSC Used Aquifer TDS ≤ 2,500		EPA MCL
									Residential	Non-Residential	
Metals/Inorganics (mg/L)											
Antimony	NA	NA	NA	NA	NA	NA	NA	ND	0.006	0.006	0.006
Arsenic	NA	NA	NA	NA	NA	NA	NA	ND	0.050	0.050	0.01
Beryllium	NA	NA	NA	NA	NA	NA	NA	0.001	0.004	0.004	0.004
Cadmium	NA	NA	NA	NA	NA	NA	NA	ND	0.005	0.005	0.005
Chromium, total	NA	NA	NA	NA	NA	NA	NA	ND	0.100	0.100	0.1
Chromium, hexavalent	NA	NA	NA	NA	NA	NA	NA	ND	0.100	0.100	NR
Copper	NA	NA	NA	NA	NA	NA	NA	0.013	1	1	1.3
Cyanide, total	ND	ND	ND	ND	ND	ND	ND	ND	NR	NR	0.2
Cyanide, free	ND	ND	ND	ND	ND	ND	ND	ND	0.200	0.200	NR
Lead	NA	NA	NA	NA	NA	NA	NA	ND	0.005	0.005	0.0015
Mercury	NA	NA	NA	NA	NA	NA	NA	ND	0.002	0.002	0.002
Nickel	NA	NA	NA	NA	NA	NA	NA	ND	0.100	0.100	NR
Zinc	NA	NA	NA	NA	NA	NA	NA	ND	2	2	NR
Detected Volatile Organics (mg/L)											
Acetone	NA	NA	NA	ND	ND	ND	ND	ND	3.7	10	NR
Benzene	ND	ND	ND	ND	ND	ND	ND	ND	0.005	0.005	0.005
Bromodichloromethane	NA	NA	NA	ND	ND	ND	ND	NA	0.1	0.1	0.08
Carbon Disulfide	NA	NA	NA	ND	ND	ND	ND	ND	1.9	4.1	NR
Carbon Tetrachloride	ND	ND	ND	ND	ND	ND	ND	ND	0.005	0.005	0.005
Chlorobenzene	ND	ND	ND	ND	ND	ND	ND	ND	0.1	0.1	NR
Chloroethane	ND	ND	ND	ND	ND	ND	ND	ND	0.23	0.9	NR
Chloroform	ND	ND	ND	ND	ND	ND	ND	ND	0.1	0.1	0.08
1,1-Dichloroethane	ND	ND	ND	ND	ND	ND	ND	ND	0.027	0.11	NR
1,1-Dichloroethene	ND	ND	ND	ND	ND	ND	ND	ND	0.007	0.007	0.007
1,2-Dichloroethane	ND	ND	ND	NA	ND	ND	ND	ND	0.005	0.005	0.005
cis-1,2-Dichloroethene	NA	NA	NA	NA	NA	NA	NA	ND	0.07	0.07	0.07
Ethylbenzene	ND	ND	ND	ND	ND	ND	ND	ND	0.7	0.7	0.7
Methylene Chloride	ND	ND	0.004	ND	ND	ND	ND	ND	0.005	0.005	0.005
Toluene	ND	ND	ND	ND	ND	ND	ND	ND	1	1	1
1,1,1-Trichloroethane	0.010	0.006	0.003	0.002	0.001	0.001	ND	ND	0.2	0.2	0.2
1,1,2-Trichloroethane	ND	ND	ND	ND	ND	ND	ND	ND	0.005	0.005	0.005
Tetrachloroethene (PCE)	0.003	0.003	0.002	0.002	0.002	0.003	ND	ND	0.005	0.005	0.005
trans-1,2-Dichloroethene	ND	ND	0.001	ND	ND	ND	ND	ND	0.1	0.1	0.1
Trichloroethene (TCE)	0.254	0.160	0.170	0.140	0.099	0.12	0.07	0.063	0.005	0.005	0.005
Vinyl Chloride	ND	ND	ND	ND	ND	ND	ND	ND	0.002	0.002	0.002
Xylenes (Total)	NA	NA	NA	ND	ND	ND	ND	ND	10	10	10

ND = Not Detected
NA = Not Applicable
NR = Not Reported

MW-17
Groundwater Sampling Data Summary
Inorganics and Volatile Organic Compounds
Harley-Davidson Motor Company Operations, Inc. - York, PA

Sample Date Laboratory ID Parameter/Units	3/23/2000	6/20/2001 183492-2	6/11/2002 209610-3	6/3/2003 236625001	6/7/2004 535790	6/15/2005 642743	6/20/2006 C6F210138001	ACT 2 MSC Used Aquifer TDS ≤ 2,500		EPA MCL
								Residential	Non-Residential	
Metals/Inorganics (mg/L)										
Antimony	NA	NA	NA	NA	NA	NA	NA	0.006	0.006	0.006
Arsenic	NA	NA	NA	NA	NA	NA	NA	0.050	0.050	0.01
Beryllium	NA	NA	NA	NA	NA	NA	NA	0.004	0.004	0.004
Cadmium	NA	NA	NA	NA	NA	NA	NA	0.005	0.005	0.005
Chromium, total	NA	NA	NA	NA	NA	NA	NA	0.100	0.100	0.1
Chromium, hexavalent	NA	NA	NA	NA	NA	NA	NA	0.100	0.100	NR
Copper	NA	NA	NA	NA	NA	NA	NA	1	1	1.3
Cyanide, total	ND	ND	ND	NA	NA	NA	NA	NR	NR	0.2
Cyanide, free	ND	ND	ND	NA	NA	NA	NA	0.200	0.200	NR
Lead	NA	NA	NA	NA	NA	NA	NA	0.005	0.005	0.0015
Mercury	NA	NA	NA	NA	NA	NA	NA	0.002	0.002	0.002
Nickel	NA	NA	NA	NA	NA	NA	NA	0.100	0.100	NR
Zinc	NA	NA	NA	NA	NA	NA	NA	2	2	NR
Detected Volatile Organics (mg/L)										
Acetone	NA	ND	ND	NA	NA	NA	NA	3.7	10	NR
Benzene	NA	ND	ND	ND	ND	ND	ND	0.005	0.005	0.005
Bromodichloromethane	NA	ND	ND	ND	ND	ND	ND	0.1	0.1	0.08
Carbon Disulfide	NA	ND	ND	NA	NA	NA	NA	1.9	4.1	NR
Carbon Tetrachloride	ND	ND	ND	ND	ND	ND	ND	0.005	0.005	0.005
Chlorobenzene	NA	ND	ND	ND	ND	ND	ND	0.1	0.1	NR
Chloroethane	NA	ND	ND	ND	ND	ND	ND	0.23	0.9	NR
Chloroform	ND	ND	ND	ND	0.0007 J	0.0013 J	ND	0.1	0.1	0.08
1,1-Dichloroethane	ND	ND	ND	ND	ND	ND	ND	0.027	0.11	NR
1,1-Dichloroethene	ND	ND	ND	ND	ND	ND	ND	0.007	0.007	0.007
1,2-Dichloroethane	ND	ND	ND	ND	ND	ND	ND	0.005	0.005	0.005
cis-1,2-Dichloroethene	NA	0.0011	ND	NA	0.0007 J	0.0005 J	ND	0.07	0.07	0.07
Ethylbenzene	NA	ND	ND	ND	ND	ND	ND	0.7	0.7	0.7
Methylene Chloride	ND	ND	ND	ND	ND	ND	ND	0.005	0.005	0.005
Toluene	NA	ND	ND	ND	ND	ND	ND	1	1	1
1,1,1-Trichloroethane	ND	ND	ND	ND	ND	ND	ND	0.2	0.2	0.2
1,1,2-Trichloroethane	ND	ND	ND	ND	ND	ND	ND	0.005	0.005	0.005
Tetrachloroethene (PCE)	ND	ND	ND	ND	0.0009 J	0.0007 J	ND	0.005	0.005	0.005
trans-1,2-Dichloroethene	ND	ND	ND	ND	ND	ND	ND	0.1	0.1	0.1
Trichloroethene (TCE)	0.075	0.072	0.076	0.0798	0.051	0.054	0.040	0.005	0.005	0.005
Vinyl Chloride	ND	ND	ND	ND	ND	ND	ND	0.002	0.002	0.002
Xylenes (Total)	ND	ND	ND	NA	NA	NA	NA	10	10	10

ND = Not Detected

NA = Not Applicable

NR = Not Reported

J = estimated value, below reporting limit but greater than zero

MW-32D
Groundwater Sampling Data Summary
Inorganics and Volatile Organic Compounds
Harley-Davidson Motor Company Operations, Inc. - York, PA

Sample Date Laboratory ID Parameter/Units	10/6/1989	10/30/1990	2/6/1991	4/25/1991	1/30/1992	11/2/1995	7/16/1996	10/22/1997	12/10/1998	ACT 2 MSC Used Aquifer TDS ≤ 2,500		EPA MCL
	12936-1	21863-2	24064-6	26065-6	33362-4	7829504	8602605	10096202	298120447003	Residential	Non-Residential	
Metals/Inorganics (mg/L)												
Antimony	NA	NA	NA	NA	NA	NA	NA	NA	NA	0.006	0.006	0.006
Arsenic	NA	NA	NA	NA	NA	NA	NA	NA	NA	0.050	0.050	0.01
Beryllium	NA	NA	NA	NA	NA	NA	NA	NA	NA	0.004	0.004	0.004
Cadmium	NA	NA	NA	NA	NA	NA	NA	NA	NA	0.005	0.005	0.005
Chromium, total	NA	NA	NA	NA	NA	NA	NA	NA	NA	0.100	0.100	0.1
Chromium, hexavalent	NA	NA	NA	NA	NA	NA	NA	NA	NA	0.100	0.100	NR
Copper	NA	NA	NA	NA	NA	NA	NA	NA	NA	1	1	1.3
Cyanide, total	ND	NA	NA	NA	ND	NA	ND	ND	ND	NR	NR	0.2
Cyanide, free	ND	NA	NA	NA	ND	NA	ND	ND	ND	0.200	0.200	NR
Lead	NA	NA	NA	NA	NA	NA	NA	NA	NA	0.005	0.005	0.0015
Mercury	NA	NA	NA	NA	NA	NA	NA	NA	NA	0.002	0.002	0.002
Nickel	NA	NA	NA	NA	NA	NA	NA	NA	NA	0.100	0.100	NR
Zinc	NA	NA	NA	NA	NA	NA	NA	NA	NA	2	2	NR
Detected Volatile Organics (mg/L)												
Acetone	NA	NA	NA	NA	NA	NA	ND	ND	ND	3.7	10	NR
Benzene	ND	ND	ND	ND	ND	NA	ND	ND	ND	0.005	0.005	0.005
Bromodichloromethane	ND	NA	NA	NA	NA	NA	ND	ND	ND	0.1	0.1	0.08
Carbon Disulfide	NA	NA	NA	NA	NA	NA	ND	ND	ND	1.9	4.1	NR
Carbon Tetrachloride	ND	ND	ND	ND	ND	NA	ND	ND	ND	0.005	0.005	0.005
Chlorobenzene	ND	ND	ND	ND	ND	NA	ND	ND	ND	0.1	0.1	NR
Chloroethane	ND	ND	ND	ND	ND	NA	ND	ND	ND	0.23	0.9	NR
Chloroform	0.012	ND	ND	0.002	ND	NA	ND	ND	ND	0.1	0.1	0.08
1,1-Dichloroethane	0.075	0.38	0.085	0.10	0.048	0.064	0.061	0.048	0.044	0.027	0.11	NR
1,1-Dichloroethene	0.39	0.84	0.045	0.081	0.064	0.21	0.11	0.092	0.160	0.007	0.007	0.007
1,2-Dichloroethane	0.004	0.10	ND	ND	0.002	NA	ND	ND	ND	0.005	0.005	0.005
cis-1,2-Dichloroethene	NA	NA	NA	NA	NA	NA	NA	NA	0.620	0.07	0.07	0.07
Ethylbenzene	ND	ND	ND	ND	ND	NA	ND	ND	ND	0.7	0.7	0.7
Methylene Chloride	ND	ND	ND	ND	ND	NA	ND	ND	ND	0.005	0.005	0.005
Toluene	0.006	ND	ND	ND	ND	NA	ND	ND	ND	1	1	1
1,1,1-Trichloroethane	3.3	100	0.285	0.31	0.17	0.26	0.25	0.063	0.098	0.2	0.2	0.2
1,1,2-Trichloroethane	ND	0.04	ND	ND	ND	NA	ND	ND	ND	0.005	0.005	0.005
Tetrachloroethene (PCE)	0.03	ND	0.02	0.076	0.082	0.26	0.23	0.078	0.130	0.005	0.005	0.005
trans-1,2-Dichloroethene	NA	ND	0.045	0.10	0.19	NA	0.031	ND	ND	0.1	0.1	0.1
Trichloroethene (TCE)	0.37	0.12	0.33	0.82	0.83	2.70	2.70	1.0	2.40	0.005	0.005	0.005
Vinyl Chloride	ND	ND	ND	ND	ND	NA	ND	ND	ND	0.002	0.002	0.002
Xylenes (Total)	NA	NA	NA	NA	NA	NA	ND	ND	ND	10	10	10

ND = Not Detected
NA = Not Applicable
NR = Not Reported

MW-32D
Groundwater Sampling Data Summary
Inorganics and Volatile Organic Compounds
Harley-Davidson Motor Company Operations, Inc. - York, PA

Sample Date Laboratory ID Parameter/Units	9/28/1999	9/28/1999	4/6/2000	6/26/2001 183969-6	6/14/2002 210002-4	6/6/2003 237022004	6/10/2004 536962	6/21/2005 644485	6/22/2006 C6F230124007	ACT 2 MSC Used Aquifer TDS ≤ 2,500		EPA MCL	
										Residential	Non-Residential		
Metals/Inorganics (mg/L)													
Antimony	ND	ND	NA	NA	NA	NA	NA	NA	NA	NA	0.006	0.006	0.006
Arsenic	ND	ND	NA	NA	NA	NA	NA	NA	NA	NA	0.050	0.050	0.01
Beryllium	ND	ND	NA	NA	NA	NA	NA	NA	NA	NA	0.004	0.004	0.004
Cadmium	ND	ND	NA	NA	NA	NA	NA	NA	NA	NA	0.005	0.005	0.005
Chromium, total	0.031	0.03	NA	NA	NA	ND	ND	ND	0.0041 B	ND	0.100	0.100	0.1
Chromium, hexavalent	ND	ND	NA	NA	NA	ND	ND	ND	ND	ND	0.100	0.100	NR
Copper	ND	ND	NA	NA	NA	NA	NA	NA	NA	NA	1	1	1.3
Cyanide, total	ND	ND	ND	ND	ND	NA	NA	NA	NA	NA	NR	NR	0.2
Cyanide, free	ND	ND	ND	ND	ND	NA	NA	NA	NA	NA	0.200	0.200	NR
Lead	ND	ND	NA	NA	NA	ND	ND	ND	0.0028 B	ND	0.005	0.005	0.0015
Mercury	ND	ND	NA	NA	NA	NA	NA	NA	NA	NA	0.002	0.002	0.002
Nickel	0.028	0.03	NA	NA	NA	ND	ND	ND	ND	ND	0.100	0.100	NR
Zinc	ND	0.04	NA	NA	NA	ND	0.0093	ND	0.0087 BJ	ND	2	2	NR
Detected Volatile Organics (mg/L)													
Acetone	ND	ND	NA	ND	ND	NA	NA	NA	NA	NA	3.7	10	NR
Benzene	ND	ND	NA	ND	ND	ND	ND	ND	ND	ND	0.005	0.005	0.005
Bromodichloromethane	NA	NA	NA	ND	ND	ND	ND	ND	ND	ND	0.1	0.1	0.08
Carbon Disulfide	ND	ND	NA	ND	ND	NA	NA	NA	NA	NA	1.9	4.1	NR
Carbon Tetrachloride	ND	ND	ND	ND	ND	ND	ND	ND	ND	ND	0.005	0.005	0.005
Chlorobenzene	NA	NA	NA	ND	ND	ND	ND	ND	ND	ND	0.1	0.1	NR
Chloroethane	NA	NA	NA	ND	ND	ND	ND	ND	ND	ND	0.23	0.9	NR
Chloroform	ND	ND	ND	ND	ND	ND	ND	ND	ND	ND	0.1	0.1	0.08
1,1-Dichloroethane	ND	ND	0.0558	0.098	0.020	0.0158	0.0089 J	0.0033 J	0.0085 J	ND	0.027	0.11	NR
1,1-Dichloroethene	0.13	0.12	0.153	0.086	0.0360	0.0229	0.020	0.0084	0.024	ND	0.007	0.007	0.007
1,2-Dichloroethane	ND	ND	ND	0.0018	ND	ND	ND	ND	ND	ND	0.005	0.005	0.005
cis-1,2-Dichloroethene	0.80	0.77	NA	0.295	0.239	NA	0.240	0.130	0.310	ND	0.07	0.07	0.07
Ethylbenzene	ND	ND	NA	ND	ND	ND	ND	ND	ND	ND	0.7	0.7	0.7
Methylene Chloride	ND	ND	ND	ND	ND	ND	ND	ND	ND	ND	0.005	0.005	0.005
Toluene	ND	ND	NA	ND	ND	ND	ND	ND	ND	ND	1	1	1
1,1,1-Trichloroethane	0.096	0.09	0.0858	0.025	0.021	0.0204	0.0059 J	0.0020 J	ND	ND	0.2	0.2	0.2
1,1,2-Trichloroethane	ND	ND	ND	ND	ND	ND	ND	ND	ND	ND	0.005	0.005	0.005
Tetrachloroethene (PCE)	0.1	0.093	0.0778	0.032	0.075	0.0644	0.012	0.0036	0.025	ND	0.005	0.005	0.005
trans-1,2-Dichloroethene	NA	NA	ND	0.0045	ND	0.0052	0.0052	ND	ND	ND	0.1	0.1	0.1
Trichloroethene (TCE)	1.6	1.5	1.20	0.343	0.847	0.292	0.160	0.048	0.350	ND	0.005	0.005	0.005
Vinyl Chloride	ND	ND	0.0539	0.892	0.036	0.0511	0.025	0.014	0.0056 J	ND	0.002	0.002	0.002
Xylenes (Total)	ND	ND	NA	ND	ND	NA	NA	NA	NA	NA	10	10	10

ND = Not Detected
NA = Not Applicable
NR = Not Reported

J = estimated value, below reporting limit but greater than zero

MW-32S
Groundwater Sampling Data Summary
Inorganics and Volatile Organic Compounds
Harley-Davidson Motor Company Operations, Inc. - York, PA

Sample Date Laboratory ID Parameter/Units	10/5/1989	10/30/1990	2/6/1991	4/25/1991	1/31/1992	11/2/1995	7/16/1996	10/21/1997	12/10/1998	ACT 2 MSC Used Aquifer TDS ≤ 2,500		EPA MCL
	12921-1	21863-1	24064-4	26065-5	33374-4	7829505	8602604	10092001	298120447002	Residential	Non-Residential	
Metals/Inorganics (mg/L)												
Antimony	NA	NA	NA	NA	NA	NA	NA	NA	NA	0.006	0.006	0.006
Arsenic	NA	NA	NA	NA	NA	NA	NA	NA	NA	0.050	0.050	0.01
Beryllium	NA	NA	NA	NA	NA	NA	NA	NA	NA	0.004	0.004	0.004
Cadmium	NA	NA	NA	NA	NA	NA	NA	NA	NA	0.005	0.005	0.005
Chromium, total	NA	NA	NA	NA	NA	NA	NA	NA	NA	0.100	0.100	0.1
Chromium, hexavalent	NA	NA	NA	NA	NA	NA	NA	NA	NA	0.100	0.100	NR
Copper	NA	NA	NA	NA	NA	NA	NA	NA	NA	1	1	1.3
Cyanide, total	ND	NA	NA	NA	ND	NA	ND	ND	ND	NR	NR	0.2
Cyanide, free	ND	NA	NA	NA	ND	NA	ND	ND	ND	0.200	0.200	NR
Lead	NA	NA	NA	NA	NA	NA	NA	NA	NA	0.005	0.005	0.0015
Mercury	NA	NA	NA	NA	NA	NA	NA	NA	NA	0.002	0.002	0.002
Nickel	NA	NA	NA	NA	NA	NA	NA	NA	NA	0.100	0.100	NR
Zinc	NA	NA	NA	NA	NA	NA	NA	NA	NA	2	2	NR
Detected Volatile Organics (mg/L)												
Acetone	NA	NA	NA	NA	NA	NA	ND	ND	ND	3.7	10	NR
Benzene	ND	ND	ND	ND	ND	NA	ND	ND	ND	0.005	0.005	0.005
Bromodichloromethane	ND	NA	NA	NA	NA	NA	ND	ND	ND	0.1	0.1	0.08
Carbon Disulfide	NA	NA	NA	NA	NA	NA	ND	ND	ND	1.9	4.1	NR
Carbon Tetrachloride	ND	ND	ND	ND	ND	NA	ND	ND	ND	0.005	0.005	0.005
Chlorobenzene	ND	ND	ND	ND	ND	NA	ND	ND	ND	0.1	0.1	NR
Chloroethane	ND	ND	ND	ND	ND	NA	ND	ND	ND	0.23	0.9	NR
Chloroform	0.015	0.01	0.015	0.005	0.006	NA	ND	ND	ND	0.1	0.1	0.08
1,1-Dichloroethane	0.15	0.19	0.27	0.23	0.12	0.07	0.035	0.036	0.033	0.027	0.11	NR
1,1-Dichloroethene	0.85	0.58	1.40	1.20	0.65	0.26	0.098	0.078	0.063	0.007	0.007	0.007
1,2-Dichloroethane	0.005	0.01	0.015	0.005	0.012	NA	ND	ND	ND	0.005	0.005	0.005
cis-1,2-Dichloroethene	NA	NA	NA	NA	NA	NA	NA	NA	0.310	0.07	0.07	0.07
Ethylbenzene	ND	ND	ND	ND	ND	NA	ND	ND	ND	0.7	0.7	0.7
Methylene Chloride	ND	ND	ND	ND	ND	NA	ND	ND	ND	0.005	0.005	0.005
Toluene	ND	0.015	ND	ND	ND	NA	ND	ND	ND	1	1	1
1,1,1-Trichloroethane	7.30	5.40	11.0	9.50	4.80	0.94	0.64	0.260	0.130	0.2	0.2	0.2
1,1,2-Trichloroethane	ND	ND	0.010	ND	ND	NA	ND	ND	ND	0.005	0.005	0.005
Tetrachloroethene (PCE)	0.075	0.015	0.035	0.21	0.15	0.15	0.15	ND	ND	0.005	0.005	0.005
trans-1,2-Dichloroethene	NA	0.03	0.045	0.14	0.11	NA	ND	ND	ND	0.1	0.1	0.1
Trichloroethene (TCE)	0.355	0.13	0.235	1.0	0.72	0.46	0.93	0.043	0.0071	0.005	0.005	0.005
Vinyl Chloride	ND	ND	ND	ND	ND	NA	ND	ND	ND	0.002	0.002	0.002
Xylenes (Total)	NA	NA	NA	NA	NA	NA	ND	ND	ND	10	10	10

ND = Not Detected
NA = Not Applicable
NR = Not Reported

MW-32S
Groundwater Sampling Data Summary
Inorganics and Volatile Organic Compounds
Harley-Davidson Motor Company Operations, Inc. - York, PA

Sample Date Laboratory ID Parameter/Units	9/29/1999	4/6/2000	6/25/2001 183854-6	6/14/2002 210002-1	6/5/2003 236925004	6/8/2004 535801	6/16/2005 643217	6/21/2006 C6F220113007	ACT 2 MSC Used Aquifer TDS ≤ 2,500		EPA MCL	
									Residential	Non-Residential		
Metals/Inorganics (mg/L)												
Antimony	ND	NA	NA	NA	NA	NA	NA	NA	NA	0.006	0.006	0.006
Arsenic	ND	NA	NA	NA	NA	NA	NA	NA	NA	0.050	0.050	0.01
Beryllium	0.0017	NA	NA	NA	NA	NA	NA	NA	NA	0.004	0.004	0.004
Cadmium	0.0014	NA	NA	NA	NA	NA	NA	NA	NA	0.005	0.005	0.005
Chromium, total	0.017	NA	NA	NA	0.016	0.0073	0.0037 B	0.0133		0.100	0.100	0.1
Chromium, hexavalent	0.02	NA	NA	NA	0.01	ND	ND	ND		0.100	0.100	NR
Copper	0.0057	NA	NA	NA	NA	NA	NA	NA	NA	1	1	1.3
Cyanide, total	ND	ND	ND	ND	NA	NA	NA	NA	NA	NR	NR	0.2
Cyanide, free	ND	ND	ND	ND	NA	NA	NA	NA	NA	0.200	0.200	NR
Lead	0.01	NA	NA	NA	ND	ND	ND	ND	ND	0.005	0.005	0.0015
Mercury	ND	NA	NA	NA	NA	NA	NA	NA	NA	0.002	0.002	0.002
Nickel	0.0068	NA	NA	NA	ND	ND	ND	ND	ND	0.100	0.100	NR
Zinc	ND	NA	NA	NA	ND	0.0132	0.0264 B	0.0088 BJ		2	2	NR
Detected Volatile Organics (mg/L)												
Acetone	ND	NA	ND	ND	NA	NA	NA	NA	NA	3.7	10	NR
Benzene	ND	NA	ND	ND	ND	ND	ND	ND	ND	0.005	0.005	0.005
Bromodichloromethane	NA	NA	ND	ND	ND	ND	ND	ND	ND	0.1	0.1	0.08
Carbon Disulfide	ND	NA	ND	ND	NA	NA	NA	NA	NA	1.9	4.1	NR
Carbon Tetrachloride	ND	ND	ND	ND	ND	ND	ND	ND	ND	0.005	0.005	0.005
Chlorobenzene	NA	NA	ND	ND	ND	ND	ND	ND	ND	0.1	0.1	NR
Chloroethane	NA	NA	ND	ND	ND	ND	ND	ND	ND	0.23	0.9	NR
Chloroform	ND	ND	0.0014	ND	ND	ND	ND	ND	ND	0.1	0.1	0.08
1,1-Dichloroethane	0.024	0.0292	0.039	0.126	0.0468	0.020	0.016	0.019		0.027	0.11	NR
1,1-Dichloroethene	0.032	0.0528	0.044	ND	0.0036	0.031	0.026	0.018		0.007	0.007	0.007
1,2-Dichloroethane	ND	ND	ND	ND	ND	ND	ND	ND		0.005	0.005	0.005
cis-1,2-Dichloroethene	0.074	NA	0.124	0.0016	NA	0.084	0.065	0.060		0.07	0.07	0.07
Ethylbenzene	ND	NA	ND	ND	ND	ND	ND	ND		0.7	0.7	0.7
Methylene Chloride	ND	ND	ND	ND	ND	ND	ND	ND		0.005	0.005	0.005
Toluene	ND	NA	ND	ND	ND	ND	ND	ND		1	1	1
1,1,1-Trichloroethane	0.32	0.331	0.279	0.0042	0.0069	0.370	0.160	0.160		0.2	0.2	0.2
1,1,2-Trichloroethane	ND	ND	ND	ND	ND	ND	ND	ND		0.005	0.005	0.005
Tetrachloroethene (PCE)	0.027	0.047	0.057	ND	ND	0.025	0.010	0.016		0.005	0.005	0.005
trans-1,2-Dichloroethene	NA	ND	0.0014	ND	ND	ND	ND	ND		0.1	0.1	0.1
Trichloroethene (TCE)	0.30	0.58	0.497	0.001	0.0152	0.340	0.160	0.230		0.005	0.005	0.005
Vinyl Chloride	ND	ND	ND	0.014	ND	ND	ND	ND		0.002	0.002	0.002
Xylenes (Total)	ND	NA	ND	ND	NA	NA	NA	NA		10	10	10

ND = Not Detected

NA = Not Applicable

NR = Not Reported

B = Reported value less than Practical Quantitation Limit but greater than zero or equal to the Instrumental Detection Limit

MW-34D
Groundwater Sampling Data Summary
Inorganics and Volatile Organic Compounds
Harley-Davidson Motor Company Operations, Inc. - York, PA

Sample Date Laboratory ID Parameter/Units	7/19/1989	10/30/1990	2/6/1991	4/25/1991	1/31/1992	9/28/1999	9/28/1999	4/5/2000	6/13/2002	6/4/2003	6/8/2004	6/16/2005	6/20/2006	ACT 2 MSC Used Aquifer TDS ≤ 2,500		EPA MCL
	11299-4	21863-4	24064-5	26065-7	33374-5				209854-2	236798002	535794	642753	C6F210138004	Residential	Non-Residential	
Metals/Inorganics (mg/L)																
Antimony	NA	NA	NA	NA	NA	ND	ND	NA	NA	NA	NA	NA	NA	0.006	0.006	0.006
Arsenic	NA	NA	NA	NA	NA	ND	ND	NA	NA	NA	NA	NA	NA	0.050	0.050	0.01
Beryllium	NA	NA	NA	NA	NA	ND	ND	NA	NA	NA	NA	NA	NA	0.004	0.004	0.004
Cadmium	NA	NA	NA	NA	NA	ND	ND	NA	NA	NA	NA	NA	NA	0.005	0.005	0.005
Chromium, total	NA	NA	NA	NA	NA	0.0094	0.0092	NA	NA	ND	ND	ND	0.0012 B	0.100	0.100	0.1
Chromium, hexavalent	NA	NA	NA	NA	NA	0.01	ND	NA	NA	ND	ND	ND	ND	0.100	0.100	NR
Copper	NA	NA	NA	NA	NA	ND	ND	NA	NA	NA	NA	NA	NA	1	1	1.3
Cyanide, total	ND	NA	NA	NA	ND	ND	ND	ND	NA	NA	NA	NA	NA	NR	NR	0.2
Cyanide, free	ND	NA	NA	NA	ND	ND	ND	ND	NA	NA	NA	NA	NA	0.200	0.200	NR
Lead	NA	NA	NA	NA	NA	ND	ND	NA	NA	ND	ND	ND	0.0033 J	0.005	0.005	0.0015
Mercury	NA	NA	NA	NA	NA	0.053	ND	NA	NA	NA	NA	NA	NA	0.002	0.002	0.002
Nickel	NA	NA	NA	NA	NA	ND	ND	NA	NA	ND	ND	ND	ND	0.100	0.100	NR
Zinc	NA	NA	NA	NA	NA	ND	ND	NA	NA	ND	0.019	0.0308	0.0184 BJ	2	2	NR
Detected Volatile Organics (mg/L)																
Acetone	NA	NA	NA	NA	NA	ND	ND	NA	ND	NA	NA	NA	NA	3.7	10	NR
Benzene	ND	ND	ND	ND	ND	ND	ND	NA	ND	ND	ND	ND	ND	0.005	0.005	0.005
Bromodichloromethane	0.003	NA	NA	NA	NA	NA	NA	NA	ND	ND	ND	ND	ND	0.1	0.1	0.08
Carbon Disulfide	NA	NA	NA	NA	NA	ND	ND	NA	ND	NA	NA	NA	NA	1.9	4.1	NR
Carbon Tetrachloride	ND	ND	ND	ND	ND	ND	ND	ND	ND	ND	ND	ND	ND	0.005	0.005	0.005
Chlorobenzene	ND	ND	ND	ND	ND	NA	NA	NA	ND	ND	ND	ND	ND	0.1	0.1	NR
Chloroethane	ND	ND	ND	ND	ND	NA	NA	NA	ND	ND	ND	ND	ND	0.23	0.9	NR
Chloroform	0.014	0.014	0.01	0.009	0.007	ND	ND	0.00186	ND	ND	0.0007 J	ND	ND	0.1	0.1	0.08
1,1-Dichloroethane	0.008	0.016	0.008	0.009	0.006	ND	ND	0.00287	0.0029	0.0031	0.0006 J	ND	ND	0.027	0.11	NR
1,1-Dichloroethene	0.038	0.032	0.017	0.013	0.004	0.013	0.1	0.0117	ND	0.0026	0.0047	ND	0.0013 J	0.007	0.007	0.007
1,2-Dichloroethane	0.001	0.001	ND	ND	ND	ND	ND	ND	ND	ND	ND	ND	ND	0.005	0.005	0.005
cis-1,2-Dichloroethene	NA	NA	NA	NA	NA	0.12	0.12	NA	0.0067	NA	0.043	0.023	0.042	0.07	0.07	0.07
Ethylbenzene	ND	ND	ND	ND	ND	ND	ND	NA	ND	ND	ND	ND	ND	0.7	0.7	0.7
Methylene Chloride	ND	ND	ND	ND	ND	ND	ND	ND	ND	ND	ND	ND	ND	0.005	0.005	0.005
Toluene	ND	0.004	ND	ND	ND	ND	ND	NA	ND	ND	ND	ND	ND	1	1	1
1,1,1-Trichloroethane	0.22	0.34	0.13	0.11	0.015	0.019	0.017	0.0138	ND	0.0017	0.0044 J	ND	ND	0.2	0.2	0.2
1,1,2-Trichloroethane	ND	ND	ND	ND	ND	ND	ND	ND	ND	ND	ND	ND	ND	0.005	0.005	0.005
Tetrachloroethene (PCE)	0.102	0.028	0.18	0.039	0.066	0.097	0.083	0.118	0.0027	0.0186	0.014	0.003	0.014	0.005	0.005	0.005
trans-1,2-Dichloroethene	NA	0.039	0.058	0.035	0.10	NA	NA	ND	ND	0.001	ND	ND	ND	0.1	0.1	0.1
Trichloroethene (TCE)	0.43	0.11	0.29	0.10	0.09	0.29	0.28	0.306	0.0084	0.0685	0.150	0.054	0.085	0.005	0.005	0.005
Vinyl Chloride	ND	ND	ND	ND	ND	ND	ND	ND	ND	0.0048	ND	ND	ND	0.002	0.002	0.002
Xylenes (Total)	NA	NA	NA	NA	NA	ND	ND	NA	ND	NA	NA	NA	NA	10	10	10

ND = Not Detected
NA = Not Applicable
NR = Not Reported
J = estimated value, below reporting limit but greater than zero

MW-34S
Groundwater Sampling Data Summary
Inorganics and Volatile Organic Compounds
Harley-Davidson Motor Company Operations, Inc. - York, PA

Sample Date Laboratory ID Parameter/Units	7/19/1989 11299-3	1/30/1992 33362-1	6/30/1993 50281-1	7/15/1994 62962-2	11/2/1995 7829508	7/17/1996 8606303	10/21/1997 10092002	12/11/1998 298120447011	ACT 2 MSC Used Aquifer TDS ≤ 2,500		EPA MCL
									Residential	Non-Residential	
Metals/Inorganics (mg/L)											
Antimony	NA	NA	NA	NA	NA	NA	NA	NA	0.006	0.006	0.006
Arsenic	NA	NA	NA	NA	NA	NA	NA	NA	0.050	0.050	0.01
Beryllium	NA	NA	NA	NA	NA	NA	NA	NA	0.004	0.004	0.004
Cadmium	NA	NA	NA	NA	NA	NA	NA	NA	0.005	0.005	0.005
Chromium, total	NA	NA	NA	NA	NA	NA	NA	NA	0.100	0.100	0.1
Chromium, hexavalent	NA	NA	NA	NA	NA	NA	NA	NA	0.100	0.100	NR
Copper	NA	NA	NA	NA	NA	NA	NA	NA	1	1	1.3
Cyanide, total	ND	ND	ND	ND	NA	ND	ND	ND	NR	NR	0.2
Cyanide, free	ND	ND	ND	ND	NA	ND	ND	ND	0.200	0.200	NR
Lead	NA	NA	NA	NA	NA	NA	NA	NA	0.005	0.005	0.0015
Mercury	NA	NA	NA	NA	NA	NA	NA	NA	0.002	0.002	0.002
Nickel	NA	NA	NA	NA	NA	NA	NA	NA	0.100	0.100	NR
Zinc	NA	NA	NA	NA	NA	NA	NA	NA	2	2	NR
Detected Volatile Organics (mg/L)											
Acetone	NA	NA	NA	ND	NA	ND	ND	ND	3.7	10	NR
Benzene	ND	ND	ND	ND	NA	ND	ND	ND	0.005	0.005	0.005
Bromodichloromethane	0.006	NA	NA	ND	NA	ND	ND	ND	0.1	0.1	0.08
Carbon Disulfide	NA	NA	NA	ND	NA	ND	ND	ND	1.9	4.1	NR
Carbon Tetrachloride	ND	ND	ND	ND	NA	ND	ND	ND	0.005	0.005	0.005
Chlorobenzene	ND	ND	ND	ND	NA	ND	ND	ND	0.1	0.1	NR
Chloroethane	ND	ND	ND	ND	NA	ND	ND	ND	0.23	0.9	NR
Chloroform	0.032	0.006	ND	ND	0.006	ND	ND	ND	0.1	0.1	0.08
1,1-Dichloroethane	ND	0.003	ND	ND	0.002	ND	ND	ND	0.027	0.11	NR
1,1-Dichloroethene	0.002	0.004	ND	ND	0.005	0.006	0.008	0.0077	0.007	0.007	0.007
1,2-Dichloroethane	ND	ND	ND	ND	NA	ND	ND	ND	0.005	0.005	0.005
cis-1,2-Dichloroethene	NA	NA	NA	NA	NA	NA	NA	0.052	0.07	0.07	0.07
Ethylbenzene	ND	ND	ND	ND	NA	ND	ND	ND	0.7	0.7	0.7
Methylene Chloride	ND	ND	ND	ND	NA	ND	ND	ND	0.005	0.005	0.005
Toluene	ND	ND	ND	ND	NA	ND	ND	ND	1	1	1
1,1,1-Trichloroethane	0.024	0.037	0.04	0.08	0.025	0.022	0.019	0.016	0.2	0.2	0.2
1,1,2-Trichloroethane	ND	ND	ND	ND	NA	ND	ND	ND	0.005	0.005	0.005
Tetrachloroethene (PCE)	0.005	0.21	0.63	0.16	0.12	0.15	0.220	0.120	0.005	0.005	0.005
trans-1,2-Dichloroethene	NA	0.055	0.14	0.06	NA	ND	ND	ND	0.1	0.1	0.1
Trichloroethene (TCE)	0.013	0.17	0.49	0.018	0.15	0.24	0.280	0.290	0.005	0.005	0.005
Vinyl Chloride	ND	ND	ND	ND	NA	ND	ND	ND	0.002	0.002	0.002
Xylenes (Total)	NA	NA	NA	ND	NA	ND	ND	ND	10	10	10

ND = Not Detected
NA = Not Applicable
NR = Not Reported

MW-34S
Groundwater Sampling Data Summary
Inorganics and Volatile Organic Compounds
Harley-Davidson Motor Company Operations, Inc. - York, PA

Sample Date Laboratory ID Parameter/Units	9/14/1999	3/24/2000	6/12/2002 209746-2	6/4/2003 236798003	6/8/2004 535793	6/15/2005 642752	6/20/2006 C6F210138005	ACT 2 MSC Used Aquifer TDS ≤ 2,500		EPA MCL
								Residential	Non-Residential	
Metals/Inorganics (mg/L)										
Antimony	ND	NA	NA	NA	NA	NA	NA	0.006	0.006	0.006
Arsenic	ND	NA	NA	NA	NA	NA	NA	0.050	0.050	0.01
Beryllium	ND	NA	NA	NA	NA	NA	NA	0.004	0.004	0.004
Cadmium	ND	NA	NA	NA	NA	NA	NA	0.005	0.005	0.005
Chromium, total	0.0071	NA	NA	ND	ND	ND	0.0018 B	0.100	0.100	0.1
Chromium, hexavalent	ND	NA	NA	ND	ND	ND	ND	0.100	0.100	NR
Copper	ND	NA	NA	NA	NA	NA	NA	1	1	1.3
Cyanide, total	ND	ND	ND	NA	NA	NA	NA	NR	NR	0.2
Cyanide, free	ND	ND	ND	NA	NA	NA	NA	0.200	0.200	NR
Lead	ND	NA	NA	ND	ND	ND	ND	0.005	0.005	0.0015
Mercury	ND	NA	NA	NA	NA	NA	NA	0.002	0.002	0.002
Nickel	ND	NA	NA	ND	ND	ND	ND	0.100	0.100	NR
Zinc	0.02	NA	NA	ND	0.0106	0.0323	0.0096 BJ	2	2	NR
Detected Volatile Organics (mg/L)										
Acetone	ND	NA	ND	NA	NA	NA	NA	3.7	10	NR
Benzene	ND	NA	ND	ND	ND	ND	ND	0.005	0.005	0.005
Bromodichloromethane	NA	NA	ND	ND	ND	ND	ND	0.1	0.1	0.08
Carbon Disulfide	ND	NA	ND	NA	NA	NA	NA	1.9	4.1	NR
Carbon Tetrachloride	ND	ND	ND	ND	ND	ND	ND	0.005	0.005	0.005
Chlorobenzene	NA	NA	ND	ND	ND	ND	ND	0.1	0.1	NR
Chloroethane	NA	NA	ND	ND	ND	ND	ND	0.23	0.9	NR
Chloroform	ND	0.00151	0.0045	ND	ND	0.0019 J	0.004 J	0.1	0.1	0.08
1,1-Dichloroethane	ND	0.00104	ND	ND	0.0008 J	ND	ND	0.027	0.11	NR
1,1-Dichloroethene	0.001	0.0029	0.0023	ND	0.0012 J	ND	ND	0.007	0.007	0.007
1,2-Dichloroethane	ND	ND	ND	ND	ND	ND	ND	0.005	0.005	0.005
cis-1,2-Dichloroethene	0.01	NA	0.019	NA	0.012	0.0055	0.0063	0.07	0.07	0.07
Ethylbenzene	ND	NA	ND	ND	ND	ND	ND	0.7	0.7	0.7
Methylene Chloride	ND	ND	ND	ND	ND	ND	ND	0.005	0.005	0.005
Toluene	ND	NA	ND	ND	ND	ND	ND	1	1	1
1,1,1-Trichloroethane	0.005	0.00607	0.0034	ND	0.0008 J	0.0007 J	ND	0.2	0.2	0.2
1,1,2-Trichloroethane	ND	ND	ND	ND	ND	ND	ND	0.005	0.005	0.005
Tetrachloroethene (PCE)	0.04	0.114	0.077	0.0055	0.0033	0.0035	0.0045 J	0.005	0.005	0.005
trans-1,2-Dichloroethene	NA	ND	ND	ND	ND	ND	ND	0.1	0.1	0.1
Trichloroethene (TCE)	0.085	0.125	0.082	0.0095	0.036	0.024	0.023	0.005	0.005	0.005
Vinyl Chloride	ND	ND	ND	ND	ND	ND	ND	0.002	0.002	0.002
Xylenes (Total)	ND	NA	ND	NA	NA	NA	NA	10	10	10

ND = Not Detected

NA = Not Applicable

NR = Not Reported

J = estimated value, below reporting limit but greater than zero

MW-35D
Groundwater Sampling Data Summary
Inorganics and Volatile Organic Compounds
Harley-Davidson Motor Company Operations, Inc. - York, PA

Sample Date Laboratory ID Parameter/Units	7/19/1989 11299-5	2/28/1991 24605-5	11/2/1995 7829507	7/17/1996 8606304	10/21/1997 10092003	12/11/1998 298120447017	9/29/1999	ACT 2 MSC Used Aquifer TDS ≤ 2,500		EPA MCL
								Residential	Non-Residential	
Metals/Inorganics (mg/L)										
Antimony	NA	NA	NA	NA	NA	NA	ND	0.006	0.006	0.006
Arsenic	NA	NA	NA	NA	NA	NA	ND	0.050	0.050	0.01
Beryllium	NA	NA	NA	NA	NA	NA	ND	0.004	0.004	0.004
Cadmium	NA	NA	NA	NA	NA	NA	ND	0.005	0.005	0.005
Chromium, total	NA	NA	NA	NA	NA	NA	ND	0.100	0.100	0.1
Chromium, hexavalent	NA	NA	NA	NA	NA	NA	ND	0.100	0.100	NR
Copper	NA	NA	NA	NA	NA	NA	0.0076	1	1	1.3
Cyanide, total	ND	NA	NA	ND	ND	ND	ND	NR	NR	0.2
Cyanide, free	ND	NA	NA	ND	ND	ND	ND	0.200	0.200	NR
Lead	NA	NA	NA	NA	NA	NA	ND	0.005	0.005	0.0015
Mercury	NA	NA	NA	NA	NA	NA	ND	0.002	0.002	0.002
Nickel	NA	NA	NA	NA	NA	NA	0.0098	0.100	0.100	NR
Zinc	NA	NA	NA	NA	NA	NA	0.04	2	2	NR
Detected Volatile Organics (mg/L)										
Acetone	NA	NA	NA	ND	ND	ND	ND	3.7	10	NR
Benzene	ND	ND	NA	ND	ND	ND	ND	0.005	0.005	0.005
Bromodichloromethane	ND	NA	NA	ND	ND	ND	NA	0.1	0.1	0.08
Carbon Disulfide	NA	NA	NA	ND	ND	ND	ND	1.9	4.1	NR
Carbon Tetrachloride	ND	ND	NA	ND	ND	ND	ND	0.005	0.005	0.005
Chlorobenzene	ND	ND	NA	ND	ND	ND	NA	0.1	0.1	NR
Chloroethane	ND	ND	NA	ND	ND	ND	NA	0.23	0.9	NR
Chloroform	0.009	0.007	0.009	ND	ND	ND	ND	0.1	0.1	0.08
1,1-Dichloroethane	0.004	0.007	0.005	ND	ND	ND	ND	0.027	0.11	NR
1,1-Dichloroethene	0.015	0.010	0.011	0.006	0.008	0.0083	0.006	0.007	0.007	0.007
1,2-Dichloroethane	ND	ND	NA	ND	ND	ND	ND	0.005	0.005	0.005
cis-1,2-Dichloroethene	NA	NA	NA	NA	NA	0.073	0.063	0.07	0.07	0.07
Ethylbenzene	ND	ND	NA	ND	ND	ND	ND	0.7	0.7	0.7
Methylene Chloride	ND	ND	NA	ND	ND	ND	ND	0.005	0.005	0.005
Toluene	ND	ND	NA	ND	ND	ND	ND	1	1	1
1,1,1-Trichloroethane	0.06	0.048	0.049	0.016	0.015	0.011	0.007	0.2	0.2	0.2
1,1,2-Trichloroethane	ND	ND	NA	ND	ND	ND	ND	0.005	0.005	0.005
Tetrachloroethene (PCE)	0.03	0.08	0.069	0.053	0.090	0.056	0.051	0.005	0.005	0.005
trans-1,2-Dichloroethene	NA	0.059	NA	ND	ND	ND	NA	0.1	0.1	0.1
Trichloroethene (TCE)	0.38	0.20	0.14	0.15	0.280	0.290	0.17	0.005	0.005	0.005
Vinyl Chloride	ND	ND	NA	ND	ND	ND	ND	0.002	0.002	0.002
Xylenes (Total)	NA	NA	NA	ND	ND	ND	ND	10	10	10

ND = Not Detected
NA = Not Applicable

NR = Not Reported

MW-35D
Groundwater Sampling Data Summary
Inorganics and Volatile Organic Compounds
Harley-Davidson Motor Company Operations, Inc. - York, PA

Sample Date Laboratory ID Parameter/Units	4/4/2000	6/21/2001 183596-6	6/12/2002 209746-5	6/5/2003 236924001	6/30/2004	6/21/2005 645309	6/21/2006 C6F220113008	ACT 2 MSC Used Aquifer TDS ≤ 2,500		EPA MCL
								Residential	Non-Residential	
Metals/Inorganics (mg/L)										
Antimony	NA	NA	NA	NA	NA	NA	NA	0.006	0.006	0.006
Arsenic	NA	NA	NA	NA	NA	NA	NA	0.050	0.050	0.01
Beryllium	NA	NA	NA	NA	NA	NA	NA	0.004	0.004	0.004
Cadmium	NA	NA	NA	NA	NA	NA	NA	0.005	0.005	0.005
Chromium, total	NA	NA	NA	NA	NA	NA	NA	0.100	0.100	0.1
Chromium, hexavalent	NA	NA	NA	NA	NA	NA	NA	0.100	0.100	NR
Copper	NA	NA	NA	NA	NA	NA	NA	1	1	1.3
Cyanide, total	ND	ND	ND	NA	NA	NA	NA	NR	NR	0.2
Cyanide, free	ND	ND	ND	NA	NA	NA	NA	0.200	0.200	NR
Lead	NA	NA	NA	NA	NA	NA	NA	0.005	0.005	0.0015
Mercury	NA	NA	NA	NA	NA	NA	NA	0.002	0.002	0.002
Nickel	NA	NA	NA	NA	NA	NA	NA	0.100	0.100	NR
Zinc	NA	NA	NA	NA	NA	NA	NA	2	2	NR
Detected Volatile Organics (mg/L)										
Acetone	NA	ND	ND	NA	NA	NA	NA	3.7	10	NR
Benzene	NA	ND	ND	ND	ND	ND	ND	0.005	0.005	0.005
Bromodichloromethane	NA	ND	ND	ND	ND	ND	ND	0.1	0.1	0.08
Carbon Disulfide	NA	ND	ND	NA	NA	NA	NA	1.9	4.1	NR
Carbon Tetrachloride	ND	ND	ND	ND	ND	ND	ND	0.005	0.005	0.005
Chlorobenzene	NA	ND	ND	ND	ND	ND	ND	0.1	0.1	NR
Chloroethane	NA	ND	ND	ND	ND	ND	ND	0.23	0.9	NR
Chloroform	0.00116	0.0013	0.001	0.0013	ND	ND	0.0024 J	0.1	0.1	0.08
1,1-Dichloroethane	0.00193	0.0023	0.0012	0.0021	ND	0.0018 J	0.0017 J	0.027	0.11	NR
1,1-Dichloroethene	0.00475	0.0058	0.0028	0.0057	0.0094 J	0.0035	0.0031 J	0.007	0.007	0.007
1,2-Dichloroethane	ND	ND	ND	ND	ND	ND	ND	0.005	0.005	0.005
cis-1,2-Dichloroethene	NA	0.051	0.030	NA	0.120	0.058	0.060	0.07	0.07	0.07
Ethylbenzene	NA	ND	ND	ND	ND	ND	ND	0.7	0.7	0.7
Methylene Chloride	ND	ND	0.0023	ND	ND	ND	ND	0.005	0.005	0.005
Toluene	NA	ND	ND	ND	ND	ND	ND	1	1	1
1,1,1-Trichloroethane	0.00546	0.0045	0.0023	0.0036	0.011 J	0.0039 J	ND	0.2	0.2	0.2
1,1,2-Trichloroethane	ND	ND	ND	ND	ND	ND	ND	0.005	0.005	0.005
Tetrachloroethene (PCE)	0.0361	0.056	0.021	0.0339	0.014	0.012	0.0093	0.005	0.005	0.005
trans-1,2-Dichloroethene	ND	ND	ND	ND	ND	ND	ND	0.1	0.1	0.1
Trichloroethene (TCE)	0.128	0.190	0.088	0.188	0.320	0.120	0.140	0.005	0.005	0.005
Vinyl Chloride	ND	ND	ND	ND	ND	ND	ND	0.002	0.002	0.002
Xylenes (Total)	NA	ND	ND	NA	NA	NA	NA	10	10	10

ND = Not Detected
NA = Not Applicable

NR = Not Reported
J = estimated value, below reporting limit but greater than zero

MW-37D
Groundwater Sampling Data Summary
Inorganics and Volatile Organic Compounds
Harley-Davidson Motor Company Operations, Inc. - York, PA

Sample Date Laboratory ID Parameter/Units	1/26/1990	4/3/1990	1/30/1992	6/24/1993	4/28/1994	7/12/1994	10/27/1995	7/15/1996	10/20/1997	12/14/1998	ACT 2 MSC Used Aquifer TDS ≤ 2,500		EPA MCL
	15079-1	16626-4	33362-6	50154-3	60167-3	62785-1	7814401	8598502	10087202	298120511002	Residential	Non-Residential	
Metals/Inorganics (mg/L)													
Antimony	ND	ND	NA	NA	ND	ND	NA	NA	NA	NA	0.006	0.006	0.006
Arsenic	ND	ND	NA	NA	ND	ND	NA	NA	NA	NA	0.050	0.050	0.01
Beryllium	ND	ND	NA	NA	ND	ND	NA	NA	NA	NA	0.004	0.004	0.004
Cadmium	ND	ND	NA	NA	ND	ND	NA	NA	NA	NA	0.005	0.005	0.005
Chromium, total	ND	ND	NA	NA	ND	0.02	NA	NA	NA	NA	0.100	0.100	0.1
Chromium, hexavalent	NA	NA	NA	NA	NA	NA	NA	NA	NA	NA	0.100	0.100	NR
Copper	ND	ND	NA	NA	ND	ND	NA	NA	NA	NA	1	1	1.3
Cyanide, total	ND	NA	ND	ND	ND	ND	ND	ND	NA	ND	NR	NR	0.2
Cyanide, free	ND	NA	ND	ND	ND	ND	ND	ND	NA	ND	0.200	0.200	NR
Lead	ND	ND	NA	NA	ND	ND	NA	NA	NA	NA	0.005	0.005	0.0015
Mercury	ND	ND	NA	NA	ND	ND	NA	NA	NA	NA	0.002	0.002	0.002
Nickel	ND	ND	NA	NA	ND	ND	NA	NA	NA	NA	0.100	0.100	NR
Zinc	0.02	0.04	NA	NA	ND	ND	NA	NA	NA	NA	2	2	NR
Detected Volatile Organics (mg/L)													
Acetone	NA	NA	NA	NA	ND	ND	NA	ND	ND	ND	3.7	10	NR
Benzene	ND	ND	ND	ND	ND	ND	ND	ND	ND	ND	0.005	0.005	0.005
Bromodichloromethane	ND	ND	NA	NA	ND	ND	ND	ND	ND	ND	0.1	0.1	0.08
Carbon Disulfide	NA	NA	NA	NA	ND	ND	NA	ND	ND	ND	1.9	4.1	NR
Carbon Tetrachloride	ND	ND	ND	ND	ND	ND	ND	ND	ND	ND	0.005	0.005	0.005
Chlorobenzene	0.017	ND	ND	ND	ND	ND	ND	ND	ND	ND	0.1	0.1	NR
Chloroethane	ND	ND	ND	ND	ND	ND	ND	ND	ND	ND	0.23	0.9	NR
Chloroform	0.007	0.005	ND	ND	ND	ND	ND	ND	ND	ND	0.1	0.1	0.08
1,1-Dichloroethane	0.015	0.01	0.009	ND	0.02	ND	0.039	ND	0.028	0.018	0.027	0.11	NR
1,1-Dichloroethene	0.021	0.014	0.004	ND	0.01	ND	0.20	0.23	0.075	0.042	0.007	0.007	0.007
1,2-Dichloroethane	0.001	0.001	ND	ND	ND	ND	ND	ND	ND	ND	0.005	0.005	0.005
cis-1,2-Dichloroethene	NA	NA	NA	NA	NA	NA	NA	NA	NA	0.260	0.07	0.07	0.07
Ethylbenzene	ND	ND	ND	ND	ND	ND	ND	ND	ND	ND	0.7	0.7	0.7
Methylene Chloride	ND	ND	ND	ND	ND	ND	ND	ND	ND	ND	0.005	0.005	0.005
Toluene	ND	ND	ND	ND	ND	ND	ND	ND	ND	ND	1	1	1
1,1,1-Trichloroethane	0.21	0.13	0.11	0.05	1.00	3.20	1.70	2.10	0.760	0.460	0.2	0.2	0.2
1,1,2-Trichloroethane	ND	ND	ND	ND	ND	ND	ND	ND	ND	ND	0.005	0.005	0.005
Tetrachloroethene (PCE)	1.90	0.35	0.47	0.72	0.43	27.0	20.0	21.0	1.80	1.90	0.005	0.005	0.005
trans-1,2-Dichloroethene	NA	NA	0.077	0.08	0.14	ND	NA	NA	ND	ND	0.1	0.1	0.1
Trichloroethene (TCE)	0.54	0.16	0.10	0.23	0.28	7.60	6.0	7.50	1.70	0.760	0.005	0.005	0.005
Vinyl Chloride	0.005	ND	ND	ND	ND	ND	ND	ND	ND	0.017	0.002	0.002	0.002
Xylenes (Total)	NA	NA	NA	NA	ND	ND	NA	ND	ND	ND	10	10	10

ND = Not Detected
NA = Not Applicable
NR = Not Reported

MW-37D
Groundwater Sampling Data Summary
Inorganics and Volatile Organic Compounds
Harley-Davidson Motor Company Operations, Inc. - York, PA

Sample Date Laboratory ID Parameter/Units	9/17/1999	4/7/2000	4/7/2000	6/26/2001 183969-7	6/19/2002 210273-2	6/6/2003 237022003	6/7/2004 535788	6/14/2005 642750	6/23/2006 C6F240114005	ACT 2 MSC Used Aquifer TDS ≤ 2,500		EPA MCL	
										Residential	Non-Residential		
Metals/Inorganics (mg/L)													
Antimony	ND	NA	NA	NA	NA	NA	NA	NA	NA	NA	0.006	0.006	0.006
Arsenic	ND	NA	NA	NA	NA	NA	NA	NA	NA	NA	0.050	0.050	0.01
Beryllium	ND	NA	NA	NA	NA	NA	NA	NA	NA	NA	0.004	0.004	0.004
Cadmium	ND	NA	NA	NA	NA	NA	NA	NA	NA	NA	0.005	0.005	0.005
Chromium, total	ND	NA	NA	NA	NA	NA	NA	NA	NA	NA	0.100	0.100	0.1
Chromium, hexavalent	ND	NA	NA	NA	NA	NA	NA	NA	NA	NA	0.100	0.100	NR
Copper	ND	NA	NA	NA	NA	NA	NA	NA	NA	NA	1	1	1.3
Cyanide, total	ND	ND	ND	ND	ND	NA	NA	NA	NA	NA	NR	NR	0.2
Cyanide, free	ND	ND	ND	ND	ND	NA	NA	NA	NA	NA	0.200	0.200	NR
Lead	ND	NA	NA	NA	NA	NA	NA	NA	NA	NA	0.005	0.005	0.0015
Mercury	ND	NA	NA	NA	NA	NA	NA	NA	NA	NA	0.002	0.002	0.002
Nickel	ND	NA	NA	NA	NA	NA	NA	NA	NA	NA	0.100	0.100	NR
Zinc	0.021	NA	NA	NA	NA	NA	NA	NA	NA	NA	2	2	NR
Detected Volatile Organics (mg/L)													
Acetone	ND	NA	NA	ND	ND	NA	NA	NA	NA	NA	3.7	10	NR
Benzene	ND	NA	NA	ND	ND	ND	ND	ND	ND	ND	0.005	0.005	0.005
Bromodichloromethane	NA	NA	NA	ND	ND	ND	ND	ND	ND	ND	0.1	0.1	0.08
Carbon Disulfide	ND	NA	NA	ND	ND	NA	NA	NA	NA	NA	1.9	4.1	NR
Carbon Tetrachloride	ND	ND	ND	ND	ND	ND	ND	ND	ND	ND	0.005	0.005	0.005
Chlorobenzene	NA	NA	NA	ND	ND	ND	ND	ND	ND	ND	0.1	0.1	NR
Chloroethane	NA	NA	NA	0.0029	0.001	ND	ND	ND	ND	ND	0.23	0.9	NR
Chloroform	ND	ND	ND	ND	ND	ND	ND	ND	ND	ND	0.1	0.1	0.08
1,1-Dichloroethane	ND	0.0217	ND	0.035	0.015	0.011	0.0092 J	0.014 J	ND	ND	0.027	0.11	NR
1,1-Dichloroethene	ND	0.0965	0.0552	0.136	0.043	0.0207	0.030	0.036 J	ND	ND	0.007	0.007	0.007
1,2-Dichloroethane	ND	ND	ND	ND	ND	ND	ND	ND	ND	ND	0.005	0.005	0.005
cis-1,2-Dichloroethene	ND	NA	NA	0.689	0.259	NA	0.170	0.270	0.0063	ND	0.07	0.07	0.07
Ethylbenzene	ND	NA	NA	ND	ND	ND	ND	ND	ND	ND	0.7	0.7	0.7
Methylene Chloride	ND	ND	ND	ND	ND	ND	ND	ND	ND	ND	0.005	0.005	0.005
Toluene	ND	NA	NA	ND	ND	ND	ND	ND	ND	ND	1	1	1
1,1,1-Trichloroethane	ND	0.866	0.310	1.22	0.332	0.262	0.220	0.400	0.006	ND	0.2	0.2	0.2
1,1,2-Trichloroethane	ND	ND	ND	ND	ND	ND	ND	ND	ND	ND	0.005	0.005	0.005
Tetrachloroethene (PCE)	ND	7.04	11.5	10.50	1.960	1.25	1.60	1.70	0.063	ND	0.005	0.005	0.005
trans-1,2-Dichloroethene	NA	ND	ND	0.0044	0.0015	ND	ND	ND	ND	ND	0.1	0.1	0.1
Trichloroethene (TCE)	1.2	2.59	5.06	4.820	1.010	0.485	0.630	0.960	0.025	ND	0.005	0.005	0.005
Vinyl Chloride	ND	0.0269	ND	0.033	ND	ND	0.0058 J	ND	ND	ND	0.002	0.002	0.002
Xylenes (Total)	ND	NA	NA	ND	ND	NA	NA	NA	NA	NA	10	10	10

ND = Not Detected
NA = Not Applicable
NR = Not Reported
J = estimated value, below reporting limit but greater than zero

MW-37S
Groundwater Sampling Data Summary
Inorganics and Volatile Organic Compounds
Harley-Davidson Motor Company Operations, Inc. - York, PA

Sample Date Laboratory ID Parameter/Units	1/26/1990	4/3/1990	1/31/1992	4/28/1994	7/12/1994	10/27/1995	7/15/1996	10/20/1997	12/14/1998	ACT 2 MSC Used Aquifer TDS ≤ 2,500		EPA MCL
	15079-2	16626-3	33374-6	60204-3	62785-2	7814310	8598501	10087201	298120511001	Residential	Non-Residential	
Metals/Inorganics (mg/L)												
Antimony	ND	ND	NA	ND	ND	NA	NA	NA	NA	0.006	0.006	0.006
Arsenic	0.81	ND	NA	ND	ND	NA	NA	NA	NA	0.050	0.050	0.01
Beryllium	0.06	ND	NA	ND	ND	NA	NA	NA	NA	0.004	0.004	0.004
Cadmium	44.03	ND	NA	ND	ND	NA	NA	NA	NA	0.005	0.005	0.005
Chromium, total	0.78	ND	NA	ND	0.02	NA	NA	NA	NA	0.100	0.100	0.1
Chromium, hexavalent	NA	NA	NA	NA	NA	NA	NA	NA	NA	0.100	0.100	NR
Copper	1.49	ND	NA	ND	ND	NA	NA	NA	NA	1	1	1.3
Cyanide, total	0.025	NA	ND	ND	ND	ND	ND	NA	ND	NR	NR	0.2
Cyanide, free	0.01	NA	ND	ND	ND	ND	ND	NA	ND	0.200	0.200	NR
Lead	0.99	ND	NA	ND	ND	NA	NA	NA	NA	0.005	0.005	0.0015
Mercury	0.0024	ND	NA	ND	ND	NA	NA	NA	NA	0.002	0.002	0.002
Nickel	1.3	ND	NA	ND	ND	NA	NA	NA	NA	0.100	0.100	NR
Zinc	4	0.04	NA	ND	ND	NA	NA	NA	NA	2	2	NR
Detected Volatile Organics (mg/L)												
Acetone	NA	NA	NA	ND	ND	NA	ND	ND	ND	3.7	10	NR
Benzene	ND	ND	ND	ND	ND	ND	ND	ND	ND	0.005	0.005	0.005
Bromodichloromethane	ND	0.007	NA	ND	ND	ND	ND	ND	ND	0.1	0.1	0.08
Carbon Disulfide	NA	NA	NA	ND	ND	NA	ND	ND	ND	1.9	4.1	NR
Carbon Tetrachloride	ND	ND	ND	ND	ND	ND	ND	ND	ND	0.005	0.005	0.005
Chlorobenzene	0.003	ND	0.016	0.08	ND	ND	ND	ND	ND	0.1	0.1	NR
Chloroethane	ND	0.004	0.003	ND	ND	ND	ND	ND	ND	0.23	0.9	NR
Chloroform	ND	ND	ND	ND	ND	0.004	ND	ND	ND	0.1	0.1	0.08
1,1-Dichloroethane	0.032	0.033	0.021	0.04	0.08	0.01	0.003	0.007	0.013	0.027	0.11	NR
1,1-Dichloroethene	0.018	0.011	0.03	ND	0.02	0.006	ND	0.003	0.0085	0.007	0.007	0.007
1,2-Dichloroethane	ND	0.002	ND	ND	ND	ND	ND	ND	ND	0.005	0.005	0.005
cis-1,2-Dichloroethene	NA	NA	NA	NA	NA	NA	NA	NA	0.160	0.07	0.07	0.07
Ethylbenzene	0.023	ND	ND	ND	ND	ND	ND	ND	ND	0.7	0.7	0.7
Methylene Chloride	ND	ND	ND	ND	ND	ND	ND	ND	ND	0.005	0.005	0.005
Toluene	0.002	ND	ND	ND	ND	ND	ND	ND	ND	1	1	1
1,1,1-Trichloroethane	0.82	0.55	0.88	1.20	1.80	0.073	0.023	0.074	0.280	0.2	0.2	0.2
1,1,2-Trichloroethane	ND	ND	ND	ND	ND	ND	ND	ND	ND	0.005	0.005	0.005
Tetrachloroethene (PCE)	3.30	2.40	4.10	2.60	2.70	0.22	0.097	0.280	0.620	0.005	0.005	0.005
trans-1,2-Dichloroethene	NA	NA	0.58	0.28	0.32	NA	ND	ND	ND	0.1	0.1	0.1
Trichloroethene (TCE)	0.64	0.37	0.51	0.28	0.40	0.064	0.02	0.550	0.190	0.005	0.005	0.005
Vinyl Chloride	0.023	ND	0.028	ND	ND	ND	ND	0.004	ND	0.002	0.002	0.002
Xylenes (Total)	NA	NA	NA	ND	ND	NA	ND	ND	ND	10	10	10

ND = Not Detected
NA = Not Applicable
NR = Not Reported

MW-37S
Groundwater Sampling Data Summary
Inorganics and Volatile Organic Compounds
Harley-Davidson Motor Company Operations, Inc. - York, PA

Sample Date Laboratory ID Parameter/Units	9/22/1999	4/3/2000	6/25/2001 183854-4	6/12/2002 209745-5	6/3/2003 236625003	6/7/2004 535787	6/21/2005 645311	6/23/2006 C6F240114004	ACT 2 MSC Used Aquifer TDS ≤ 2,500		EPA MCL	
									Residential	Non-Residential		
Metals/Inorganics (mg/L)												
Antimony	ND	NA	NA	NA	NA	NA	NA	NA	NA	0.006	0.006	0.006
Arsenic	ND	NA	NA	NA	NA	NA	NA	NA	NA	0.050	0.050	0.01
Beryllium	ND	NA	NA	NA	NA	NA	NA	NA	NA	0.004	0.004	0.004
Cadmium	ND	NA	NA	NA	NA	NA	NA	NA	NA	0.005	0.005	0.005
Chromium, total	ND	NA	NA	NA	NA	NA	NA	NA	NA	0.100	0.100	0.1
Chromium, hexavalent	ND	NA	NA	NA	NA	NA	NA	NA	NA	0.100	0.100	NR
Copper	ND	NA	NA	NA	NA	NA	NA	NA	NA	1	1	1.3
Cyanide, total	ND	ND	ND	ND	NA	NA	NA	NA	NA	NR	NR	0.2
Cyanide, free	ND	ND	ND	ND	NA	NA	NA	NA	NA	0.200	0.200	NR
Lead	ND	NA	NA	NA	NA	NA	NA	NA	NA	0.005	0.005	0.0015
Mercury	ND	NA	NA	NA	NA	NA	NA	NA	NA	0.002	0.002	0.002
Nickel	ND	NA	NA	NA	NA	NA	NA	NA	NA	0.100	0.100	NR
Zinc	ND	NA	NA	NA	NA	NA	NA	NA	NA	2	2	NR
Detected Volatile Organics (mg/L)												
Acetone	ND	NA	ND	ND	NA	NA	NA	NA	NA	3.7	10	NR
Benzene	ND	NA	ND	ND	ND	ND	ND	ND	ND	0.005	0.005	0.005
Bromodichloromethane	NA	NA	ND	ND	ND	ND	ND	ND	ND	0.1	0.1	0.08
Carbon Disulfide	ND	NA	ND	ND	NA	NA	ND	ND	ND	1.9	4.1	NR
Carbon Tetrachloride	ND	ND	ND	ND	ND	ND	ND	ND	ND	0.005	0.005	0.005
Chlorobenzene	NA	NA	ND	ND	ND	ND	ND	ND	ND	0.1	0.1	NR
Chloroethane	NA	NA	ND	ND	ND	ND	ND	ND	ND	0.23	0.9	NR
Chloroform	ND	ND	ND	0.0012	0.001	ND	ND	ND	ND	0.1	0.1	0.08
1,1-Dichloroethane	0.006	ND	0.0052	0.0048	0.0017	0.003 J	0.0021 J	ND	ND	0.027	0.11	NR
1,1-Dichloroethene	0.004	ND	0.0025	0.0012	ND	0.0012 J	ND	ND	ND	0.007	0.007	0.007
1,2-Dichloroethane	ND	ND	ND	ND	ND	ND	ND	ND	ND	0.005	0.005	0.005
cis-1,2-Dichloroethene	0.11	NA	0.165	0.121	NA	0.056	0.030	0.013	ND	0.07	0.07	0.07
Ethylbenzene	ND	NA	ND	ND	ND	ND	ND	ND	ND	0.7	0.7	0.7
Methylene Chloride	ND	ND	ND	ND	ND	ND	ND	ND	ND	0.005	0.005	0.005
Toluene	ND	NA	ND	ND	ND	ND	ND	ND	ND	1	1	1
1,1,1-Trichloroethane	0.14	0.0963	0.110	0.071	0.0199	0.022	0.030	0.0087 J	ND	0.2	0.2	0.2
1,1,2-Trichloroethane	ND	ND	ND	ND	ND	ND	ND	ND	ND	0.005	0.005	0.005
Tetrachloroethene (PCE)	0.89	0.680	1.020	1.010	0.117	0.180	0.350	0.200	ND	0.005	0.005	0.005
trans-1,2-Dichloroethene	NA	ND	0.0013	0.014	ND	ND	ND	ND	ND	0.1	0.1	0.1
Trichloroethene (TCE)	0.13	0.0944	0.122	0.102	0.0203	0.045	0.032	0.015	ND	0.005	0.005	0.005
Vinyl Chloride	ND	ND	ND	ND	ND	0.0021 J	ND	ND	ND	0.002	0.002	0.002
Xylenes (Total)	ND	NA	ND	ND	NA	NA	NA	NA	NA	10	10	10

ND = Not Detected
NA = Not Applicable
NR = Not Reported
J = estimated value, below reporting limit but greater than zero

MW-38D
Groundwater Sampling Data Summary
Inorganics and Volatile Organic Compounds
Harley-Davidson Motor Company Operations, Inc. - York, PA

Sample Date Laboratory ID Parameter/Units	1/26/1990 15079-3	4/3/1990 16626-6	1/31/1992 33375-3	4/28/1994 60167-4	7/11/1994 62787-2	10/31/1995 7819203	7/15/1996 8598506	10/20/1997 10087204	12/14/1998 298120511004	ACT 2 MSC Used Aquifer TDS ≤ 2,500		EPA MCL
	Residential		Non-Residential									
Metals/Inorganics (mg/L)												
Antimony	ND	ND	NA	ND	ND	NA	NA	NA	NA	0.006	0.006	0.006
Arsenic	0.51	ND	NA	ND	ND	NA	NA	NA	NA	0.050	0.050	0.01
Beryllium	0.051	ND	NA	ND	ND	NA	NA	NA	NA	0.004	0.004	0.004
Cadmium	0.03	ND	NA	ND	ND	NA	NA	NA	NA	0.005	0.005	0.005
Chromium, total	0.95	ND	NA	ND	ND	NA	NA	NA	NA	0.100	0.100	0.1
Chromium, hexavalent	NA	NA	NA	NA	NA	NA	NA	NA	NA	0.100	0.100	NR
Copper	1.1	ND	NA	ND	ND	NA	NA	NA	NA	1	1	1.3
Cyanide, total	ND	NA	ND	ND	ND	NA	ND	NA	ND	NR	NR	0.2
Cyanide, free	ND	NA	ND	ND	ND	NA	ND	NA	ND	0.200	0.200	NR
Lead	0.77	ND	NA	ND	ND	NA	NA	NA	NA	0.005	0.005	0.0015
Mercury	0.0046	ND	NA	ND	ND	NA	NA	NA	NA	0.002	0.002	0.002
Nickel	1.4	ND	NA	ND	ND	NA	NA	NA	NA	0.100	0.100	NR
Zinc	6.6	0.06	NA	ND	ND	NA	NA	NA	NA	2	2	NR
Detected Volatile Organics (mg/L)												
Acetone	NA	NA	NA	ND	ND	NA	ND	ND	ND	3.7	10	NR
Benzene	ND	ND	ND	ND	ND	NA	ND	ND	ND	0.005	0.005	0.005
Bromodichloromethane	ND	ND	NA	ND	ND	NA	ND	ND	ND	0.1	0.1	0.08
Carbon Disulfide	NA	NA	NA	ND	ND	NA	ND	ND	ND	1.9	4.1	NR
Carbon Tetrachloride	ND	ND	ND	ND	ND	NA	ND	ND	ND	0.005	0.005	0.005
Chlorobenzene	ND	ND	ND	ND	ND	NA	ND	ND	ND	0.1	0.1	NR
Chloroethane	ND	ND	ND	ND	ND	NA	ND	ND	ND	0.23	0.9	NR
Chloroform	ND	ND	ND	ND	ND	NA	ND	ND	ND	0.1	0.1	0.08
1,1-Dichloroethane	0.006	0.004	0.001	ND	0.02	0.05	0.011	0.013	0.013	0.027	0.11	NR
1,1-Dichloroethene	0.002	0.001	0.002	ND	ND	NA	ND	ND	ND	0.007	0.007	0.007
1,2-Dichloroethane	ND	ND	ND	ND	ND	NA	ND	ND	ND	0.005	0.005	0.005
cis-1,2-Dichloroethene	NA	NA	NA	NA	NA	NA	NA	NA	0.240	0.07	0.07	0.07
Ethylbenzene	ND	ND	ND	ND	ND	NA	ND	ND	ND	0.7	0.7	0.7
Methylene Chloride	ND	ND	ND	ND	ND	NA	ND	ND	ND	0.005	0.005	0.005
Toluene	ND	ND	ND	ND	ND	NA	ND	ND	ND	1	1	1
1,1,1-Trichloroethane	0.011	0.008	0.022	0.04	0.23	0.22	0.049	0.039	0.016	0.2	0.2	0.2
1,1,2-Trichloroethane	ND	ND	ND	ND	ND	NA	ND	ND	ND	0.005	0.005	0.005
Tetrachloroethene (PCE)	0.19	0.066	0.004	ND	ND	0.095	0.022	0.013	ND	0.005	0.005	0.005
trans-1,2-Dichloroethene	NA	NA	0.31	0.25	NA	0.17	NA	ND	ND	0.1	0.1	0.1
Trichloroethene (TCE)	1.20	0.53	0.029	0.24	0.36	1.20	0.23	0.220	ND	0.005	0.005	0.005
Vinyl Chloride	0.025	0.019	ND	0.03	ND	NA	ND	0.010	0.110	0.002	0.002	0.002
Xylenes (Total)	NA	NA	NA	ND	ND	NA	ND	ND	ND	10	10	10

ND = Not Detected
NA = Not Applicable
NR = Not Reported
J = Estimated value, below detection limit

MW-38D
Groundwater Sampling Data Summary
Inorganics and Volatile Organic Compounds
Harley-Davidson Motor Company Operations, Inc. - York, PA

Sample Date Laboratory ID Parameter/Units	9/20/1999	3/29/2000	6/19/2001 183330-6	6/12/2002 209745-3	6/3/2003 236625004	6/9/2004 536224	6/14/2005 642274	6/21/2006 C6F220113005	ACT 2 MSC Used Aquifer TDS ≤ 2,500		EPA MCL	
									Residential	Non-Residential		
Metals/Inorganics (mg/L)												
Antimony	ND	NA	NA	NA	NA	NA	NA	NA		0.006	0.006	0.006
Arsenic	ND	NA	NA	NA	NA	NA	NA	NA		0.050	0.050	0.01
Beryllium	ND	NA	NA	NA	NA	NA	NA	NA		0.004	0.004	0.004
Cadmium	ND	NA	NA	NA	NA	NA	NA	NA		0.005	0.005	0.005
Chromium, total	0.012	NA	NA	NA	ND	ND	ND	0.0019 B		0.100	0.100	0.1
Chromium, hexavalent	0.0078	NA	NA	NA	ND	ND	ND	ND		0.100	0.100	NR
Copper	ND	NA	NA	NA	NA	NA	NA	NA		1	1	1.3
Cyanide, total	ND	ND	ND	ND	NA	NA	NA	NA		NR	NR	0.2
Cyanide, free	ND	ND	ND	ND	NA	NA	NA	NA		0.200	0.200	NR
Lead	0.0054	NA	NA	NA	ND	ND	ND	ND		0.005	0.005	0.0015
Mercury	ND	NA	NA	NA	NA	NA	NA	NA		0.002	0.002	0.002
Nickel	0.011	NA	NA	NA	ND	ND	ND	ND		0.100	0.100	NR
Zinc	0.12	NA	NA	NA	ND	0.0101	0.0143 B	0.0072 BJ		2	2	NR
Detected Volatile Organics (mg/L)												
Acetone	ND	NA	ND	ND	NA	NA	NA	NA		3.7	10	NR
Benzene	ND	NA	ND	ND	ND	ND	ND	ND		0.005	0.005	0.005
Bromodichloromethane	NA	NA	ND	ND	ND	ND	ND	ND		0.1	0.1	0.08
Carbon Disulfide	ND	NA	ND	ND	NA	NA	NA	NA		1.9	4.1	NR
Carbon Tetrachloride	ND	ND	ND	ND	ND	ND	ND	ND		0.005	0.005	0.005
Chlorobenzene	NA	NA	ND	ND	ND	ND	ND	ND		0.1	0.1	NR
Chloroethane	NA	NA	ND	ND	ND	ND	ND	ND		0.23	0.9	NR
Chloroform	ND	ND	0.0009 J	ND	ND	ND	ND	ND		0.1	0.1	0.08
1,1-Dichloroethane	ND	0.00170	0.0028	0.0019	0.002	0.0015 J	0.0012 J	ND		0.027	0.11	NR
1,1-Dichloroethene	ND	ND	0.0014	ND	ND	ND	ND	ND		0.007	0.007	0.007
1,2-Dichloroethane	ND	ND	ND	ND	ND	ND	ND	ND		0.005	0.005	0.005
cis-1,2-Dichloroethene	0.091	NA	0.036	0.014	NA	0.022	0.019	0.021		0.07	0.07	0.07
Ethylbenzene	ND	NA	ND	ND	ND	ND	ND	ND		0.7	0.7	0.7
Methylene Chloride	ND	ND	ND	ND	ND	ND	ND	ND		0.005	0.005	0.005
Toluene	ND	NA	ND	ND	ND	ND	ND	ND		1	1	1
1,1,1-Trichloroethane	ND	0.00322	0.004	ND	0.0016	0.0018 J	0.001 J	ND		0.2	0.2	0.2
1,1,2-Trichloroethane	ND	ND	ND	ND	ND	ND	ND	ND		0.005	0.005	0.005
Tetrachloroethene (PCE)	0.079	0.00197	0.0029	ND	0.0041	0.0076	0.0044	0.003 J		0.005	0.005	0.005
trans-1,2-Dichloroethene	NA	ND	ND	ND	NA	ND	ND	ND		0.1	0.1	0.1
Trichloroethene (TCE)	0.017	0.0357	0.118	0.015	0.0501	0.058	0.028	0.052		0.005	0.005	0.005
Vinyl Chloride	ND	ND	0.0009 J	ND	0.0022	ND	ND	ND		0.002	0.002	0.002
Xylenes (Total)	ND	NA	ND	ND	NA	NA	NA	NA		10	10	10

ND = Not Detected
NA = Not Applicable
NR = Not Reported
J = Estimated value, below detection limit
B = Reported value less than Practical Quantitation Limit but greater than zero or equal to the Instrumental Detection Limit

MW-39D
Groundwater Sampling Data Summary
Inorganics and Volatile Organic Compounds
Harley-Davidson Motor Company Operations, Inc. - York, PA

Sample Date Laboratory ID Parameter/Units	2/22/1990 15698-1	4/3/1990 16626-7	1/31/1992 33374-8	4/29/1994 60204-1	7/12/1994 62785-3	11/1/1995 7825003	7/15/1996 8598504	10/20/1997 10087205	12/11/1998 298120447014	ACT 2 MSC Used Aquifer TDS ≤ 2,500		EPA MCL
	Residential	Non-Residential										
Metals/Inorganics (mg/L)												
Antimony	ND	ND	NA	ND	ND	NA	NA	NA	NA	0.006	0.006	0.006
Arsenic	0.078	ND	NA	ND	ND	NA	NA	NA	NA	0.050	0.050	0.01
Beryllium	ND	ND	NA	ND	ND	NA	NA	NA	NA	0.004	0.004	0.004
Cadmium	ND	ND	NA	ND	ND	NA	NA	NA	NA	0.005	0.005	0.005
Chromium, total	0.08	ND	NA	ND	ND	NA	NA	NA	NA	0.100	0.100	0.1
Chromium, hexavalent	NA	NA	NA	NA	NA	NA	NA	NA	NA	0.100	0.100	NR
Copper	0.14	ND	NA	ND	ND	NA	NA	NA	NA	1	1	1.3
Cyanide, total	ND	NA	ND	ND	ND	NA	ND	NA	ND	NR	NR	0.2
Cyanide, free	ND	NA	ND	ND	ND	NA	ND	NA	ND	0.200	0.200	NR
Lead	0.2	ND	NA	ND	ND	NA	NA	NA	NA	0.005	0.005	0.0015
Mercury	0.006	ND	NA	ND	ND	NA	NA	NA	NA	0.002	0.002	0.002
Nickel	0.13	ND	NA	ND	ND	NA	NA	NA	NA	0.100	0.100	NR
Zinc	0.69	0.05	NA	ND	ND	NA	NA	NA	NA	2	2	NR
Detected Volatile Organics (mg/L)												
Acetone	NA	NA	NA	ND	ND	NA	ND	ND	ND	3.7	10	NR
Benzene	ND	ND	ND	ND	ND	NA	ND	ND	ND	0.005	0.005	0.005
Bromodichloromethane	ND	ND	NA	ND	ND	NA	ND	ND	ND	0.1	0.1	0.08
Carbon Disulfide	NA	NA	NA	ND	ND	NA	ND	ND	ND	1.9	4.1	NR
Carbon Tetrachloride	ND	ND	ND	ND	ND	NA	ND	ND	ND	0.005	0.005	0.005
Chlorobenzene	ND	ND	ND	ND	ND	NA	ND	ND	ND	0.1	0.1	NR
Chloroethane	ND	ND	ND	ND	ND	NA	ND	ND	ND	0.23	0.9	NR
Chloroform	ND	ND	ND	ND	ND	NA	ND	ND	ND	0.1	0.1	0.08
1,1-Dichloroethane	ND	0.001	ND	ND	ND	NA	ND	0.002	ND	0.027	0.11	NR
1,1-Dichloroethene	0.001	0.002	ND	0.025	ND	NA	ND	ND	ND	0.007	0.007	0.007
1,2-Dichloroethane	ND	ND	ND	ND	ND	NA	ND	ND	ND	0.005	0.005	0.005
cis-1,2-Dichloroethene	NA	NA	NA	NA	NA	NA	NA	NA	0.092	0.07	0.07	0.07
Ethylbenzene	ND	ND	ND	ND	ND	NA	ND	ND	ND	0.7	0.7	0.7
Methylene Chloride	ND	ND	ND	ND	ND	NA	ND	ND	ND	0.005	0.005	0.005
Toluene	ND	ND	ND	ND	ND	NA	ND	ND	ND	1	1	1
1,1,1-Trichloroethane	0.007	0.01	0.004	0.05	0.04	NA	0.009	0.001	ND	0.2	0.2	0.2
1,1,2-Trichloroethane	ND	ND	ND	ND	ND	NA	ND	ND	ND	0.005	0.005	0.005
Tetrachloroethene (PCE)	0.015	0.02	0.008	0.150	0.08	0.01	0.017	0.003	0.0057	0.005	0.005	0.005
trans-1,2-Dichloroethene	NA	NA	1.70	2.60	2.70	NA	NA	ND	ND	0.1	0.1	0.1
Trichloroethene (TCE)	2.30	2.40	1.20	3.20	2.70	0.30	0.54	0.110	0.120	0.005	0.005	0.005
Vinyl Chloride	0.002	0.003	ND	ND	ND	NA	ND	ND	ND	0.002	0.002	0.002
Xylenes (Total)	NA	NA	NA	ND	ND	NA	ND	ND	ND	10	10	10

ND = Not Detected
NA = Not Applicable
NR = Not Reported
J = estimated value, below reporting limit but greater than zero

MW-39D
Groundwater Sampling Data Summary
Inorganics and Volatile Organic Compounds
Harley-Davidson Motor Company Operations, Inc. - York, PA

Sample Date Laboratory ID Parameter/Units	9/20/1999	3/30/2000	6/25/2001 183854-2	6/12/2002 209745-8	6/5/2003 236924004	6/10/2004 536964	6/16/2005 643724	6/21/2006 C6F220113006	ACT 2 MSC Used Aquifer TDS ≤ 2,500		EPA MCL	
									Residential	Non-Residential		
Metals/Inorganics (mg/L)												
Antimony	ND	NA	NA	NA	NA	NA	NA	NA		0.006	0.006	0.006
Arsenic	ND	NA	NA	NA	NA	NA	NA	NA		0.050	0.050	0.01
Beryllium	ND	NA	NA	NA	NA	NA	NA	NA		0.004	0.004	0.004
Cadmium	ND	NA	NA	NA	NA	NA	NA	NA		0.005	0.005	0.005
Chromium, total	0.012	NA	NA	NA	NA	NA	NA	NA		0.100	0.100	0.1
Chromium, hexavalent	ND	NA	NA	NA	NA	NA	NA	NA		0.100	0.100	NR
Copper	0.0075	NA	NA	NA	NA	NA	NA	NA		1	1	1.3
Cyanide, total	ND	ND	ND	ND	NA	NA	NA	NA		NR	NR	0.2
Cyanide, free	ND	ND	ND	ND	NA	NA	NA	NA		0.200	0.200	NR
Lead	ND	NA	NA	NA	NA	NA	NA	NA		0.005	0.005	0.0015
Mercury	ND	NA	NA	NA	NA	NA	NA	NA		0.002	0.002	0.002
Nickel	0.02	NA	NA	NA	NA	NA	NA	NA		0.100	0.100	NR
Zinc	0.13	NA	NA	NA	NA	NA	NA	NA		2	2	NR
Detected Volatile Organics (mg/L)												
Acetone	ND	NA	ND	ND	NA	NA	NA	NA		3.7	10	NR
Benzene	ND	NA	ND	ND	ND	ND	ND	ND		0.005	0.005	0.005
Bromodichloromethane	NA	NA	ND	ND	ND	ND	ND	ND		0.1	0.1	0.08
Carbon Disulfide	ND	NA	ND	ND	NA	NA	NA	NA		1.9	4.1	NR
Carbon Tetrachloride	ND	ND	ND	ND	ND	ND	ND	ND		0.005	0.005	0.005
Chlorobenzene	NA	NA	ND	ND	ND	ND	ND	ND		0.1	0.1	NR
Chloroethane	NA	NA	ND	ND	ND	ND	ND	ND		0.23	0.9	NR
Chloroform	ND	ND	ND	ND	ND	ND	ND	ND		0.1	0.1	0.08
1,1-Dichloroethane	ND	0.00147	0.0017	0.0013	ND	ND	ND	ND		0.027	0.11	NR
1,1-Dichloroethene	ND	0.00259	0.002	0.0019	ND	ND	ND	ND		0.007	0.007	0.007
1,2-Dichloroethane	ND	ND	ND	ND	ND	ND	ND	ND		0.005	0.005	0.005
cis-1,2-Dichloroethene	0.10	NA	0.185	0.129	NA	0.100	0.097	0.042		0.07	0.07	0.07
Ethylbenzene	ND	NA	ND	ND	ND	ND	ND	ND		0.7	0.7	0.7
Methylene Chloride	ND	ND	ND	ND	ND	ND	ND	ND		0.005	0.005	0.005
Toluene	ND	NA	ND	ND	ND	ND	ND	ND		1	1	1
1,1,1-Trichloroethane	ND	0.00620	0.005	0.0032	0.0018	0.0032 J	0.0015 J	ND		0.2	0.2	0.2
1,1,2-Trichloroethane	ND	ND	ND	ND	ND	ND	ND	ND		0.005	0.005	0.005
Tetrachloroethene (PCE)	0.028	0.118	0.048	0.033	0.0301	0.096	0.069	0.018		0.005	0.005	0.005
trans-1,2-Dichloroethene	NA	0.00185	0.0038	0.0011	ND	ND	0.0001 J	ND		0.1	0.1	0.1
Trichloroethene (TCE)	0.17	0.732	0.478	0.335	0.193	0.370	0.300	0.093		0.005	0.005	0.005
Vinyl Chloride	ND	ND	ND	ND	ND	ND	ND	ND		0.002	0.002	0.002
Xylenes (Total)	ND	NA	ND	ND	NA	NA	NA	NA		10	10	10

ND = Not Detected
NA = Not Applicable
NR = Not Reported
J = estimated value, below reporting limit but greater than zero

MW-39S
Groundwater Sampling Data Summary
Inorganics and Volatile Organic Compounds
Harley-Davidson Motor Company Operations, Inc. - York, PA

Sample Date Laboratory ID Parameter/Units	2/5/1990	4/3/1990	1/31/1992	4/28/1994	7/12/1994	11/1/1995	7/15/1996	6/2/2003	6/10/2004	6/14/2005	6/21/2006	ACT 2 MSC Used Aquifer TDS ≤ 2,500		EPA MCL
	15279-1	16626-8	33374-7	60204-2	62785-4	7825004	8598503	236548002	536963	642749	C6F220113004	Residential	Non-Residential	
Metals/Inorganics (mg/L)														
Antimony	ND	ND	NA	ND	ND	NA	NA	NA	NA	NA	NA	0.006	0.006	0.006
Arsenic	ND	ND	NA	ND	ND	NA	NA	NA	NA	NA	NA	0.050	0.050	0.01
Beryllium	ND	ND	NA	ND	0.008	NA	NA	NA	NA	NA	NA	0.004	0.004	0.004
Cadmium	ND	ND	NA	ND	ND	NA	NA	NA	NA	NA	NA	0.005	0.005	0.005
Chromium, total	ND	ND	NA	ND	0.17	NA	NA	NA	NA	NA	NA	0.100	0.100	0.1
Chromium, hexavalent	NA	NA	NA	NA	NA	NA	NA	NA	NA	NA	NA	0.100	0.100	NR
Copper	0.01	0.02	NA	ND	0.22	NA	NA	NA	NA	NA	NA	1	1	1.3
Cyanide, total	NA	NA	ND	ND	ND	NA	ND	NA	NA	NA	NA	NR	NR	0.2
Cyanide, free	ND	ND	ND	ND	ND	NA	ND	NA	NA	NA	NA	0.200	0.200	NR
Lead	ND	ND	NA	ND	0.24	NA	NA	NA	NA	NA	NA	0.005	0.005	0.0015
Mercury	ND	ND	NA	ND	0.0006	NA	NA	NA	NA	NA	NA	0.002	0.002	0.002
Nickel	ND	ND	NA	ND	0.11	NA	NA	NA	NA	NA	NA	0.100	0.100	NR
Zinc	0.07	0.06	NA	ND	0.77	NA	NA	NA	NA	NA	NA	2	2	NR
Detected Volatile Organics (mg/L)														
Acetone	NA	NA	NA	ND	ND	NA	ND	NA	NA	NA	NA	3.7	10	NR
Benzene	ND	ND	ND	ND	ND	NA	ND	ND	ND	ND	ND	0.005	0.005	0.005
Bromodichloromethane	ND	ND	NA	ND	ND	NA	ND	ND	ND	ND	ND	0.1	0.1	0.08
Carbon Disulfide	NA	NA	NA	ND	ND	NA	ND	NA	NA	NA	NA	1.9	4.1	NR
Carbon Tetrachloride	ND	ND	ND	ND	ND	NA	ND	ND	ND	ND	ND	0.005	0.005	0.005
Chlorobenzene	ND	ND	ND	ND	ND	NA	ND	ND	ND	ND	ND	0.1	0.1	NR
Chloroethane	ND	ND	ND	ND	ND	NA	ND	ND	ND	ND	ND	0.23	0.9	NR
Chloroform	ND	ND	ND	ND	ND	0.007	ND	ND	ND	ND	ND	0.1	0.1	0.08
1,1-Dichloroethane	ND	ND	0.002	ND	ND	NA	ND	ND	ND	ND	ND	0.027	0.11	NR
1,1-Dichloroethene	ND	ND	0.002	0.005	ND	NA	ND	ND	ND	ND	ND	0.007	0.007	0.007
1,2-Dichloroethane	ND	ND	ND	NA	NA	NA	ND	ND	ND	ND	ND	0.005	0.005	0.005
cis-1,2-Dichloroethene	NA	NA	NA	NA	NA	NA	NA	NA	0.031	0.045	0.044	0.07	0.07	0.07
Ethylbenzene	ND	ND	ND	ND	ND	NA	ND	ND	ND	ND	ND	0.7	0.7	0.7
Methylene Chloride	ND	ND	ND	ND	ND	NA	ND	ND	ND	ND	ND	0.005	0.005	0.005
Toluene	ND	ND	ND	ND	ND	NA	ND	ND	ND	ND	ND	1	1	1
1,1,1-Trichloroethane	0.005	0.001	0.009	0.015	ND	0.007	ND	ND	0.0012 J	0.0006 J	ND	0.2	0.2	0.2
1,1,2-Trichloroethane	ND	ND	ND	ND	ND	NA	ND	ND	ND	ND	ND	0.005	0.005	0.005
Tetrachloroethene (PCE)	0.008	0.003	0.041	0.035	0.04	0.038	0.008	0.0098	0.025	0.016	0.011	0.005	0.005	0.005
trans-1,2-Dichloroethene	NA	NA	4.20	0.32	0.93	NA	NA	ND	ND	0.0015 J	ND	0.1	0.1	0.1
Trichloroethene (TCE)	0.99	0.13	3.50	0.44	0.88	0.31	0.17	0.0509	0.110	0.100	0.086	0.005	0.005	0.005
Vinyl Chloride	ND	ND	ND	ND	ND	NA	ND	ND	ND	ND	ND	0.002	0.002	0.002
Xylenes (Total)	NA	NA	NA	ND	ND	NA	ND	NA	NA	NA	NA	10	10	10

ND = Not Detected
NA = Not Applicable
NR = Not Reported
J = estimated value, below reporting limit but greater than zero

MW-40D
Groundwater Sampling Data Summary
Inorganics and Volatile Organic Compounds
Harley-Davidson Motor Company Operations, Inc. - York, PA

Sample Date Laboratory ID Parameter/Units	2/5/1990	10/24/1995	12/10/1998	9/15/1999	3/20/2000	6/20/2001	6/11/2002	6/5/2003	6/7/2004	6/13/2005	6/19/2006	ACT 2 MSC Used Aquifer TDS ≤ 2,500		EPA MCL
	15279-3	7798403	298120447005			183492-1	209609-4	236924009	535786	642271	C6F200149002	Residential	Non-Residential	
Metals/Inorganics (mg/L)														
Antimony	ND	NA	NA	ND	NA	NA	NA	NA	NA	NA	NA	0.006	0.006	0.006
Arsenic	0.16	NA	NA	ND	NA	NA	NA	NA	NA	NA	NA	0.050	0.050	0.01
Beryllium	0.022	NA	NA	ND	NA	NA	NA	NA	NA	NA	NA	0.004	0.004	0.004
Cadmium	ND	NA	NA	ND	NA	NA	NA	NA	NA	NA	NA	0.005	0.005	0.005
Chromium, total	0.25	NA	NA	ND	NA	NA	NA	NA	NA	NA	NA	0.100	0.100	0.1
Chromium, hexavalent	NA	NA	NA	ND	NA	NA	NA	NA	NA	NA	NA	0.100	0.100	NR
Copper	0.37	NA	NA	ND	NA	NA	NA	NA	NA	NA	NA	1	1	1.3
Cyanide, total	ND	ND	ND	ND	ND	ND	ND	NA	NA	NA	NA	NR	NR	0.2
Cyanide, free	ND	ND	ND	ND	ND	ND	ND	NA	NA	NA	NA	0.200	0.200	NR
Lead	0.58	NA	NA	0.0055	NA	NA	NA	NA	NA	NA	NA	0.005	0.005	0.0015
Mercury	0.0008	NA	NA	ND	NA	NA	NA	NA	NA	NA	NA	0.002	0.002	0.002
Nickel	0.41	NA	NA	ND	NA	NA	NA	NA	NA	NA	NA	0.100	0.100	NR
Zinc	1.3	NA	NA	0.025	NA	NA	NA	NA	NA	NA	NA	2	2	NR
Detected Volatile Organics (mg/L)														
Acetone	NA	NA	ND	ND	NA	ND	ND	NA	NA	NA	NA	3.7	10	NR
Benzene	ND	ND	ND	ND	NA	ND	ND	ND	ND	ND	ND	0.005	0.005	0.005
Bromodichloromethane	NA	ND	ND	NA	NA	ND	ND	ND	ND	ND	ND	0.1	0.1	0.08
Carbon Disulfide	NA	NA	ND	ND	NA	ND	ND	NA	NA	NA	NA	1.9	4.1	NR
Carbon Tetrachloride	ND	ND	ND	ND	ND	ND	ND	ND	ND	ND	ND	0.005	0.005	0.005
Chlorobenzene	ND	ND	ND	NA	NA	ND	ND	ND	ND	ND	ND	0.1	0.1	NR
Chloroethane	ND	ND	ND	NA	NA	ND	ND	ND	ND	ND	ND	0.23	0.9	NR
Chloroform	0.005	0.01	0.0014	0.003	0.0051	0.0018	ND	ND	ND	ND	ND	0.1	0.1	0.08
1,1-Dichloroethane	ND	ND	ND	ND	0.00182	ND	ND	ND	ND	ND	ND	0.027	0.11	NR
1,1-Dichloroethene	ND	ND	ND	0.002	ND	0.0025	ND	ND	ND	ND	ND	0.007	0.007	0.007
1,2-Dichloroethane	ND	ND	ND	ND	ND	ND	ND	ND	ND	ND	ND	0.005	0.005	0.005
cis-1,2-Dichloroethene	NA	NA	0.004	0.02	NA	0.017	0.0027	NA	0.0019 J	0.0007 J	ND	0.07	0.07	0.07
Ethylbenzene	ND	ND	ND	ND	NA	ND	ND	ND	ND	ND	ND	0.7	0.7	0.7
Methylene Chloride	ND	ND	ND	ND	ND	ND	ND	0.0022	ND	ND	ND	0.005	0.005	0.005
Toluene	ND	ND	ND	ND	NA	ND	ND	ND	ND	ND	ND	1	1	1
1,1,1-Trichloroethane	ND	0.003	ND	0.006	0.00298	0.0041	ND	ND	ND	ND	ND	0.2	0.2	0.2
1,1,2-Trichloroethane	ND	ND	ND	ND	ND	ND	ND	ND	ND	ND	ND	0.005	0.005	0.005
Tetrachloroethene (PCE)	0.002	0.002	ND	0.002	0.00206	0.003	ND	ND	ND	ND	ND	0.005	0.005	0.005
trans-1,2-Dichloroethene	0.009	NA	ND	NA	ND	ND	ND	ND	ND	ND	ND	0.1	0.1	0.1
Trichloroethene (TCE)	0.051	0.092	0.026	0.078	0.0631	0.097	0.015	0.0032	0.011	0.0043	0.0026 J	0.005	0.005	0.005
Vinyl Chloride	ND	ND	ND	ND	ND	ND	ND	ND	ND	ND	ND	0.002	0.002	0.002
Xylenes (Total)	NA	NA	ND	ND	NA	ND	ND	NA	NA	NA	NA	10	10	10

ND = Not Detected
NA = Not Applicable
NR = Not Reported
J = estimated value, below reporting limit but greater than zero

MW-40S
Groundwater Sampling Data Summary
Inorganics and Volatile Organic Compounds
Harley-Davidson Motor Company Operations, Inc. - York, PA

Sample Date Laboratory ID Parameter/Units	2/5/1990 15279-2	10/30/1995 7816201	12/10/1998 298120447004	9/21/1999	3/30/2000	6/19/2001 183330-9	6/11/2002 209609-3	6/2/2003 236549002	6/7/2004 535785	6/13/2005 642270	6/19/2006 C6F200149001	ACT 2 MSC Used Aquifer TDS ≤ 2,500		EPA MCL	
												Residential	Non-Residential		
Metals/Inorganics (mg/L)															
Antimony	ND	NA	NA	ND	NA	NA	NA	NA	NA	NA	NA	NA	0.006	0.006	0.006
Arsenic	ND	NA	NA	ND	NA	NA	NA	NA	NA	NA	NA	NA	0.050	0.050	0.01
Beryllium	ND	NA	NA	ND	NA	NA	NA	NA	NA	NA	NA	NA	0.004	0.004	0.004
Cadmium	ND	NA	NA	ND	NA	NA	NA	NA	NA	NA	NA	NA	0.005	0.005	0.005
Chromium, total	ND	NA	NA	0.04	NA	NA	NA	NA	NA	NA	NA	NA	0.100	0.100	0.1
Chromium, hexavalent	NA	NA	NA	ND	NA	NA	NA	NA	NA	NA	NA	NA	0.100	0.100	NR
Copper	ND	NA	NA	ND	NA	NA	NA	NA	NA	NA	NA	NA	1	1	1.3
Cyanide, total	ND	ND	ND	ND	ND	ND	ND	NA	NA	NA	NA	NA	NR	NR	0.2
Cyanide, free	ND	ND	ND	ND	ND	ND	ND	NA	NA	NA	NA	NA	0.200	0.200	NR
Lead	ND	NA	NA	ND	NA	NA	NA	NA	NA	NA	NA	NA	0.005	0.005	0.0015
Mercury	ND	NA	NA	ND	NA	NA	NA	NA	NA	NA	NA	NA	0.002	0.002	0.002
Nickel	ND	NA	NA	0.046	NA	NA	NA	NA	NA	NA	NA	NA	0.100	0.100	NR
Zinc	0.03	NA	NA	0.038	NA	NA	NA	NA	NA	NA	NA	NA	2	2	NR
Detected Volatile Organics (mg/L)															
Acetone	NA	NA	ND	ND	NA	ND	ND	NA	NA	NA	NA	NA	3.7	10	NR
Benzene	ND	ND	ND	ND	NA	ND	ND	ND	ND	ND	ND	ND	0.005	0.005	0.005
Bromodichloromethane	NA	ND	ND	NA	NA	ND	ND	ND	ND	ND	ND	ND	0.1	0.1	0.08
Carbon Disulfide	NA	NA	ND	ND	NA	ND	ND	NA	NA	NA	NA	NA	1.9	4.1	NR
Carbon Tetrachloride	ND	ND	ND	ND	ND	ND	ND	ND	ND	ND	ND	ND	0.005	0.005	0.005
Chlorobenzene	ND	ND	ND	NA	NA	ND	ND	ND	ND	ND	ND	ND	0.1	0.1	NR
Chloroethane	ND	ND	ND	NA	NA	ND	ND	ND	ND	ND	ND	ND	0.23	0.9	NR
Chloroform	0.006	ND	ND	ND	ND	0.0002 J	ND	ND	ND	ND	ND	ND	0.1	0.1	0.08
1,1-Dichloroethane	ND	ND	ND	ND	ND	ND	ND	ND	ND	ND	ND	ND	0.027	0.11	NR
1,1-Dichloroethene	ND	ND	ND	0.006	ND	0.0017	0.0012	ND	ND	ND	ND	ND	0.007	0.007	0.007
1,2-Dichloroethane	ND	ND	ND	ND	ND	ND	ND	ND	ND	ND	ND	ND	0.005	0.005	0.005
cis-1,2-Dichloroethene	NA	NA	0.014	0.00	NA	0.0077	0.011	NA	ND	ND	ND	ND	0.07	0.07	0.07
Ethylbenzene	ND	ND	ND	ND	NA	ND	ND	ND	ND	ND	ND	ND	0.7	0.7	0.7
Methylene Chloride	ND	ND	ND	ND	ND	ND	ND	ND	ND	ND	ND	ND	0.005	0.005	0.005
Toluene	ND	ND	ND	ND	NA	ND	ND	ND	ND	ND	ND	ND	1	1	1
1,1,1-Trichloroethane	ND	0.004	ND	0.007	ND	0.0023	0.0024	ND	ND	ND	ND	ND	0.2	0.2	0.2
1,1,2-Trichloroethane	ND	ND	ND	ND	ND	0.0003 J	ND	ND	ND	ND	ND	ND	0.005	0.005	0.005
Tetrachloroethene (PCE)	ND	0.002	ND	0.001	ND	0.0015	0.0021	ND	ND	ND	ND	ND	0.005	0.005	0.005
trans-1,2-Dichloroethene	0.003	NA	ND	NA	ND	ND	ND	ND	ND	ND	ND	ND	0.1	0.1	0.1
Trichloroethene (TCE)	0.022	0.064	0.052	0.012	0.00232	0.044	0.057	0.0066	ND	ND	ND	ND	0.005	0.005	0.005
Vinyl Chloride	ND	ND	ND	ND	ND	ND	ND	ND	ND	ND	ND	ND	0.002	0.002	0.002
Xylenes (Total)	NA	NA	ND	ND	NA	ND	ND	NA	NA	NA	NA	NA	10	10	10

ND = Not Detected
NA = Not Applicable
NR = Not Reported
J = estimated value, below reporting limit but greater than zero

MW-43D
Groundwater Sampling Data Summary
Inorganics and Volatile Organic Compounds
Harley-Davidson Motor Company Operations, Inc. - York, PA

Sample Date Laboratory ID Parameter/Units	2/22/1990 15698-2	1/29/1992 33304-8	6/23/1993 50069-2	7/14/1994 62961-3	10/25/1995 7803606	12/10/1998 298120447009	9/17/1999	ACT 2 MSC Used Aquifer TDS ≤ 2,500		EPA MCL
								Residential	Non-Residential	
Metals/Inorganics (mg/L)										
Antimony	ND	NA	NA	NA	NA	NA	ND	0.006	0.006	0.006
Arsenic	0.061	NA	NA	NA	NA	NA	ND	0.050	0.050	0.01
Beryllium	0.023	NA	NA	NA	NA	NA	ND	0.004	0.004	0.004
Cadmium	ND	NA	NA	NA	NA	NA	ND	0.005	0.005	0.005
Chromium, total	0.08	NA	NA	NA	NA	NA	ND	0.100	0.100	0.1
Chromium, hexavalent	NA	NA	NA	NA	NA	NA	ND	0.100	0.100	NR
Copper	0.29	NA	NA	NA	NA	NA	ND	1	1	1.3
Cyanide, total	ND	ND	ND	ND	ND	ND	ND	NR	NR	0.2
Cyanide, free	ND	ND	ND	ND	ND	ND	ND	0.200	0.200	NR
Lead	0.63	NA	NA	NA	NA	NA	ND	0.005	0.005	0.0015
Mercury	ND	NA	NA	NA	NA	NA	ND	0.002	0.002	0.002
Nickel	0.42	NA	NA	NA	NA	NA	ND	0.100	0.100	NR
Zinc	1	NA	NA	NA	NA	NA	0.029	2	2	NR
Detected Volatile Organics (mg/L)										
Acetone	NA	NA	NA	ND	NA	ND	ND	3.7	10	NR
Benzene	ND	ND	ND	ND	ND	ND	ND	0.005	0.005	0.005
Bromodichloromethane	NA	NA	NA	ND	ND	ND	NA	0.1	0.1	0.08
Carbon Disulfide	NA	NA	NA	ND	NA	ND	ND	1.9	4.1	NR
Carbon Tetrachloride	ND	ND	ND	ND	ND	ND	ND	0.005	0.005	0.005
Chlorobenzene	ND	ND	ND	ND	ND	ND	NA	0.1	0.1	NR
Chloroethane	ND	ND	ND	ND	ND	ND	NA	0.23	0.9	NR
Chloroform	ND	ND	ND	ND	ND	ND	ND	0.1	0.1	0.08
1,1-Dichloroethane	ND	ND	ND	ND	ND	ND	ND	0.027	0.11	NR
1,1-Dichloroethene	ND	ND	ND	ND	ND	ND	ND	0.007	0.007	0.007
1,2-Dichloroethane	ND	ND	ND	ND	ND	ND	ND	0.005	0.005	0.005
cis-1,2-Dichloroethene	NA	NA	NA	NA	NA	0.021	0.02	0.07	0.07	0.07
Ethylbenzene	ND	ND	ND	ND	ND	ND	ND	0.7	0.7	0.7
Methylene Chloride	ND	ND	ND	ND	ND	ND	ND	0.005	0.005	0.005
Toluene	ND	ND	ND	ND	ND	ND	ND	1	1	1
1,1,1-Trichloroethane	0.002	ND	0.001	ND	ND	ND	ND	0.2	0.2	0.2
1,1,2-Trichloroethane	ND	ND	ND	ND	ND	ND	ND	0.005	0.005	0.005
Tetrachloroethene (PCE)	0.009	ND	0.014	ND	0.015	0.0093	0.008	0.005	0.005	0.005
trans-1,2-Dichloroethene	0.022	0.001	0.024	ND	NA	ND	NA	0.1	0.1	0.1
Trichloroethene (TCE)	0.83	0.056	0.69	0.67	0.81	0.580	0.38	0.005	0.005	0.005
Vinyl Chloride	ND	ND	ND	ND	ND	ND	ND	0.002	0.002	0.002
Xylenes (Total)	NA	NA	NA	ND	NA	ND	ND	10	10	10

ND = Not Detected
NA = Not Applicable

NR = Not Reported

MW-43D
Groundwater Sampling Data Summary
Inorganics and Volatile Organic Compounds
Harley-Davidson Motor Company Operations, Inc. - York, PA

Sample Date Laboratory ID Parameter/Units	4/6/2000	6/22/2001 183728-5	6/13/2002 209854-1	6/5/2003 236925003	6/8/2004 535800	6/15/2005 642754	6/19/2006 C6F200149005	ACT 2 MSC Used Aquifer TDS ≤ 2,500		EPA MCL
								Residential	Non-Residential	
Metals/Inorganics (mg/L)										
Antimony	NA	NA	NA	NA	NA	NA	NA	0.006	0.006	0.006
Arsenic	NA	NA	NA	NA	NA	NA	NA	0.050	0.050	0.01
Beryllium	NA	NA	NA	NA	NA	NA	NA	0.004	0.004	0.004
Cadmium	NA	NA	NA	NA	NA	NA	NA	0.005	0.005	0.005
Chromium, total	NA	NA	NA	ND	ND	ND	0.005 B	0.100	0.100	0.1
Chromium, hexavalent	NA	NA	NA	ND	ND	ND	ND	0.100	0.100	NR
Copper	NA	NA	NA	NA	NA	NA	NA	1	1	1.3
Cyanide, total	ND	ND	ND	NA	NA	NA	NA	NR	NR	0.2
Cyanide, free	ND	ND	ND	NA	NA	NA	NA	0.200	0.200	NR
Lead	NA	NA	NA	ND	ND	ND	0.0033 J	0.005	0.005	0.0015
Mercury	NA	NA	NA	NA	NA	NA	NA	0.002	0.002	0.002
Nickel	NA	NA	NA	ND	ND	ND	ND	0.100	0.100	NR
Zinc	NA	NA	NA	ND	0.0091	0.038	0.0087 BJ	2	2	NR
Detected Volatile Organics (mg/L)										
Acetone	NA	ND	ND	NA	NA	NA	NA	3.7	10	NR
Benzene	NA	ND	ND	ND	ND	ND	ND	0.005	0.005	0.005
Bromodichloromethane	NA	ND	ND	ND	ND	ND	ND	0.1	0.1	0.08
Carbon Disulfide	NA	ND	ND	NA	NA	NA	NA	1.9	4.1	NR
Carbon Tetrachloride	ND	ND	ND	ND	ND	ND	ND	0.005	0.005	0.005
Chlorobenzene	NA	ND	ND	ND	ND	ND	ND	0.1	0.1	NR
Chloroethane	NA	ND	ND	ND	ND	ND	ND	0.23	0.9	NR
Chloroform	ND	ND	ND	ND	ND	ND	ND	0.1	0.1	0.08
1,1-Dichloroethane	ND	ND	ND	ND	ND	ND	ND	0.027	0.11	NR
1,1-Dichloroethene	ND	ND	ND	ND	ND	ND	ND	0.007	0.007	0.007
1,2-Dichloroethane	ND	ND	ND	ND	ND	ND	ND	0.005	0.005	0.005
cis-1,2-Dichloroethene	NA	0.021	0.013	NA	0.014	0.0089 J	0.011	0.07	0.07	0.07
Ethylbenzene	NA	ND	ND	ND	ND	ND	ND	0.7	0.7	0.7
Methylene Chloride	ND	ND	ND	ND	ND	ND	ND	0.005	0.005	0.005
Toluene	NA	ND	ND	ND	ND	ND	ND	1	1	1
1,1,1-Trichloroethane	ND	ND	ND	ND	ND	ND	ND	0.2	0.2	0.2
1,1,2-Trichloroethane	ND	ND	ND	ND	ND	ND	ND	0.005	0.005	0.005
Tetrachloroethene (PCE)	0.00521	0.010	0.0066	0.0067	0.0065	0.0033	0.0057 J	0.005	0.005	0.005
trans-1,2-Dichloroethene	ND	ND	ND	ND	ND	ND	ND	0.1	0.1	0.1
Trichloroethene (TCE)	0.377	0.439	0.301	0.321	0.250	0.170	0.250	0.005	0.005	0.005
Vinyl Chloride	ND	ND	ND	ND	ND	ND	ND	0.002	0.002	0.002
Xylenes (Total)	NA	ND	ND	NA	NA	NA	NA	10	10	10

ND = Not Detected
NA = Not Applicable

NR = Not Reported
J = estimated value, below reporting limit but greater than zero

MW-43S
Groundwater Sampling Data Summary
Inorganics and Volatile Organic Compounds
Harley-Davidson Motor Company Operations, Inc. - York, PA

Sample Date Laboratory ID Parameter/Units	2/22/1990 15698-3	1/29/1992 33304-7	6/23/1993 50069-1	7/13/1994 62834-5	10/25/1995 7803605	12/10/1998 298120447008	9/17/1999	ACT 2 MSC Used Aquifer TDS ≤ 2,500		EPA MCL
								Residential	Non-Residential	
Metals/Inorganics (mg/L)										
Antimony	ND	NA	NA	NA	NA	NA	ND	0.006	0.006	0.006
Arsenic	0.19	NA	NA	NA	NA	NA	ND	0.050	0.050	0.01
Beryllium	0.04	NA	NA	NA	NA	NA	ND	0.004	0.004	0.004
Cadmium	ND	NA	NA	NA	NA	NA	ND	0.005	0.005	0.005
Chromium, total	0.14	NA	NA	NA	NA	NA	ND	0.100	0.100	0.1
Chromium, hexavalent	NA	NA	NA	NA	NA	NA	ND	0.100	0.100	NR
Copper	0.74	NA	NA	NA	NA	NA	ND	1	1	1.3
Cyanide, total	0.006	ND	ND	ND	ND	ND	ND	NR	NR	0.2
Cyanide, free	ND	ND	ND	ND	ND	ND	ND	0.200	0.200	NR
Lead	1.2	NA	NA	NA	NA	NA	ND	0.005	0.005	0.0015
Mercury	0.008	NA	NA	NA	NA	NA	ND	0.002	0.002	0.002
Nickel	0.94	NA	NA	NA	NA	NA	ND	0.100	0.100	NR
Zinc	1.8	NA	NA	NA	NA	NA	0.086	2	2	NR
Detected Volatile Organics (mg/L)										
Acetone	NA	NA	NA	ND	NA	ND	ND	3.7	10	NR
Benzene	ND	ND	ND	ND	ND	ND	ND	0.005	0.005	0.005
Bromodichloromethane	NA	NA	NA	ND	ND	ND	NA	0.1	0.1	0.08
Carbon Disulfide	NA	NA	NA	ND	NA	ND	ND	1.9	4.1	NR
Carbon Tetrachloride	ND	ND	ND	ND	ND	ND	ND	0.005	0.005	0.005
Chlorobenzene	ND	ND	ND	ND	ND	ND	NA	0.1	0.1	NR
Chloroethane	ND	ND	ND	ND	ND	ND	NA	0.23	0.9	NR
Chloroform	ND	ND	ND	ND	ND	ND	ND	0.1	0.1	0.08
1,1-Dichloroethane	ND	ND	ND	ND	ND	ND	ND	0.027	0.11	NR
1,1-Dichloroethene	ND	ND	ND	ND	ND	ND	ND	0.007	0.007	0.007
1,2-Dichloroethane	ND	ND	ND	ND	ND	ND	ND	0.005	0.005	0.005
cis-1,2-Dichloroethene	NA	NA	NA	NA	NA	ND	ND	0.07	0.07	0.07
Ethylbenzene	ND	ND	ND	ND	ND	ND	ND	0.7	0.7	0.7
Methylene Chloride	ND	ND	ND	ND	ND	ND	ND	0.005	0.005	0.005
Toluene	ND	ND	ND	ND	ND	ND	ND	1	1	1
1,1,1-Trichloroethane	ND	ND	ND	ND	ND	ND	ND	0.2	0.2	0.2
1,1,2-Trichloroethane	ND	ND	ND	ND	ND	ND	ND	0.005	0.005	0.005
Tetrachloroethene (PCE)	ND	ND	ND	ND	0.001	ND	ND	0.005	0.005	0.005
trans-1,2-Dichloroethene	ND	ND	ND	ND	NA	ND	NA	0.1	0.1	0.1
Trichloroethene (TCE)	0.001	0.011	0.003	0.002	0.003	0.0018	0.001	0.005	0.005	0.005
Vinyl Chloride	ND	ND	ND	ND	ND	ND	ND	0.002	0.002	0.002
Xylenes (Total)	NA	NA	NA	ND	NA	ND	ND	10	10	10

ND = Not Detected
NA = Not Applicable

NR = Not Reported

MW-43S
Groundwater Sampling Data Summary
Inorganics and Volatile Organic Compounds
Harley-Davidson Motor Company Operations, Inc. - York, PA

Sample Date Laboratory ID Parameter/Units	3/22/2000	6/19/2001 183330-2	6/11/2002 209609-1	6/2/2003 236549001	6/8/2004 535792	6/13/2005 641863	6/19/2006 C6F200149004	ACT 2 MSC Used Aquifer TDS ≤ 2,500		EPA MCL
								Residential	Non-Residential	
Metals/Inorganics (mg/L)										
Antimony	NA	NA	NA	NA	NA	NA	NA	0.006	0.006	0.006
Arsenic	NA	NA	NA	NA	NA	NA	NA	0.050	0.050	0.01
Beryllium	NA	NA	NA	NA	NA	NA	NA	0.004	0.004	0.004
Cadmium	NA	NA	NA	NA	NA	NA	NA	0.005	0.005	0.005
Chromium, total	NA	NA	NA	ND	ND	ND	0.0013 B	0.100	0.100	0.1
Chromium, hexavalent	NA	NA	NA	ND	ND	ND	ND	0.100	0.100	NR
Copper	NA	NA	NA	NA	NA	NA	NA	1	1	1.3
Cyanide, total	ND	ND	ND	NA	NA	NA	NA	NR	NR	0.2
Cyanide, free	ND	ND	ND	NA	NA	NA	NA	0.200	0.200	NR
Lead	NA	NA	NA	ND	ND	ND	0.0032 J	0.005	0.005	0.0015
Mercury	NA	NA	NA	NA	NA	NA	NA	0.002	0.002	0.002
Nickel	NA	NA	NA	ND	ND	ND	ND	0.100	0.100	NR
Zinc	NA	NA	NA	ND	0.0107	0.0209 B	0.0058 BJ	2	2	NR
Detected Volatile Organics (mg/L)										
Acetone	NA	ND	ND	NA	NA	NA	NA	3.7	10	NR
Benzene	NA	ND	ND	ND	ND	ND	ND	0.005	0.005	0.005
Bromodichloromethane	NA	ND	ND	ND	ND	ND	ND	0.1	0.1	0.08
Carbon Disulfide	NA	ND	ND	NA	NA	NA	NA	1.9	4.1	NR
Carbon Tetrachloride	ND	ND	ND	ND	ND	ND	ND	0.005	0.005	0.005
Chlorobenzene	NA	ND	ND	ND	ND	ND	ND	0.1	0.1	NR
Chloroethane	NA	ND	ND	ND	ND	ND	ND	0.23	0.9	NR
Chloroform	ND	ND	ND	ND	ND	ND	ND	0.1	0.1	0.08
1,1-Dichloroethane	ND	ND	ND	ND	ND	ND	ND	0.027	0.11	NR
1,1-Dichloroethene	ND	ND	ND	ND	ND	ND	ND	0.007	0.007	0.007
1,2-Dichloroethane	ND	ND	ND	ND	ND	ND	ND	0.005	0.005	0.005
cis-1,2-Dichloroethene	NA	ND	ND	NA	NA	NA	NA	0.07	0.07	0.07
Ethylbenzene	NA	ND	ND	ND	ND	ND	ND	0.7	0.7	0.7
Methylene Chloride	ND	ND	ND	ND	ND	ND	ND	0.005	0.005	0.005
Toluene	NA	ND	ND	ND	ND	ND	ND	1	1	1
1,1,1-Trichloroethane	ND	ND	ND	ND	ND	ND	ND	0.2	0.2	0.2
1,1,2-Trichloroethane	ND	ND	ND	ND	ND	ND	ND	0.005	0.005	0.005
Tetrachloroethene (PCE)	ND	ND	ND	ND	0.0015	ND	ND	0.005	0.005	0.005
trans-1,2-Dichloroethene	ND	ND	ND	ND	ND	ND	ND	0.1	0.1	0.1
Trichloroethene (TCE)	ND	ND	ND	ND	0.0005 J	ND	ND	0.005	0.005	0.005
Vinyl Chloride	ND	ND	ND	ND	ND	ND	ND	0.002	0.002	0.002
Xylenes (Total)	NA	ND	ND	NA	NA	NA	NA	10	10	10

ND = Not Detected

NA = Not Applicable

B= Reported limit less than Practical Quantification Limit but greater than zero or equal to the Instrumental Detection Limit

NR = Not Reported

J = estimated value, below reporting limit but greater than zero

MW-47
Groundwater Sampling Data Summary
Inorganics and Volatile Organic Compounds
Harley-Davidson Motor Company Operations, Inc. - York, PA

Sample Date Laboratory ID Parameter/Units	5/17/1990 17670-3	3/24/1995	9/29/1999	3/31/2000	6/5/2003 236924005	6/9/2004 536231	6/16/2005 643216	6/23/2006 C6F240114011	ACT 2 MSC Used Aquifer TDS ≤ 2,500		EPA MCL
									Residential	Non-Residential	
Metals/Inorganics (mg/L)											
Antimony	ND	ND	ND	NA	NA	NA	NA	NA	0.006	0.006	0.006
Arsenic	ND	ND	ND	NA	NA	NA	NA	NA	0.050	0.050	0.01
Beryllium	ND	ND	ND	NA	NA	NA	NA	NA	0.004	0.004	0.004
Cadmium	ND	ND	ND	NA	NA	NA	NA	NA	0.005	0.005	0.005
Chromium, total	2.5	4.0	2.5	NA	2.33	2.04	4.08	3.86	0.100	0.100	0.1
Chromium, hexavalent	NA	4.4	3.0	NA	1.79	1.96	4.43	3.60	0.100	0.100	NR
Copper	ND	ND	ND	NA	NA	NA	NA	NA	1	1	1.3
Cyanide, total	0.031	ND	ND	ND	NA	NA	NA	NA	NR	NR	0.2
Cyanide, free	0.014	ND	ND	ND	NA	NA	NA	NA	0.200	0.200	NR
Lead	ND	ND	ND	NA	ND	ND	ND	0.0022 BJ	0.005	0.005	0.0015
Mercury	ND	ND	ND	NA	NA	NA	NA	NA	0.002	0.002	0.002
Nickel	0.088	ND	ND	NA	ND	0.0047	0.0061 B	0.0026 B	0.100	0.100	NR
Zinc	0.044	ND	ND	NA	ND	0.0359	0.0392	0.0049 BJ	2	2	NR
Detected Volatile Organics (mg/L)											
Acetone	NA	NA	ND	NA	NA	NA	NA	NA	3.7	10	NR
Benzene	ND	NA	ND	NA	ND	ND	ND	ND	0.005	0.005	0.005
Bromodichloromethane	ND	NA	NA	NA	ND	ND	ND	ND	0.1	0.1	0.08
Carbon Disulfide	NA	NA	NA	NA	NA	NA	NA	NA	1.9	4.1	NR
Carbon Tetrachloride	ND	NA	ND	ND	ND	ND	ND	ND	0.005	0.005	0.005
Chlorobenzene	ND	NA	NA	NA	ND	ND	ND	ND	0.1	0.1	NR
Chloroethane	ND	NA	NA	NA	ND	ND	ND	ND	0.23	0.9	NR
Chloroform	0.002	NA	ND	ND	ND	ND	ND	ND	0.1	0.1	0.08
1,1-Dichloroethane	0.005	NA	ND	ND	0.005	0.0022 J	0.020 J	ND	0.027	0.11	NR
1,1-Dichloroethene	0.006	NA	0.009	ND	0.0467	0.026	0.170	0.0096	0.007	0.007	0.007
1,2-Dichloroethane	ND	NA	ND	ND	ND	ND	ND	ND	0.005	0.005	0.005
cis-1,2-Dichloroethene	NA	NA	0.075	NA	NA	0.047	0.670	0.077	0.07	0.07	0.07
Ethylbenzene	ND	NA	ND	NA	ND	ND	ND	ND	0.7	0.7	0.7
Methylene Chloride	ND	NA	ND	ND	ND	ND	ND	ND	0.005	0.005	0.005
Toluene	ND	NA	ND	NA	ND	ND	ND	ND	1	1	1
1,1,1-Trichloroethane	0.010	NA	ND	ND	0.0361	0.030	0.077	0.0039 J	0.2	0.2	0.2
1,1,2-Trichloroethane	ND	NA	ND	ND	ND	ND	ND	ND	0.005	0.005	0.005
Tetrachloroethene (PCE)	0.061	NA	0.15	0.108	0.0645	0.110	0.260	0.030	0.005	0.005	0.005
trans-1,2-Dichloroethene	NA	NA	NA	ND	ND	ND	ND	ND	0.1	0.1	0.1
Trichloroethene (TCE)	0.028	NA	0.20	0.0297	0.154	0.170	1.700	0.160	0.005	0.005	0.005
Vinyl Chloride	ND	NA	ND	ND	0.0024	ND	ND	ND	0.002	0.002	0.002
Xylenes (Total)	NA	NA	ND	NA	NA	NA	NA	NA	10	10	10

ND = Not Detected

NA = Not Applicable

NR = Not Reported

J = estimated value, below reporting limit but greater than zero

B = Reported value less than Practical Quantitation Limit but greater than zero or equal to the Instrumental Detection Limit

MW-50D
Groundwater Sampling Data Summary
Inorganics and Volatile Organic Compounds
Harley-Davidson Motor Company Operations, Inc. - York, PA

Sample Date Laboratory ID Parameter/Units	11/1/1991 31032-2	9/28/1999	4/4/2000	4/4/2000	6/9/2004 536227	6/21/2005 645313	6/22/2006 C6F230124012	ACT 2 MSC Used Aquifer TDS ≤ 2,500		EPA MCL
								Residential	Non-Residential	
Metals/Inorganics (mg/L)										
Antimony	NA	ND	NA	NA	NA	NA	NA	0.006	0.006	0.006
Arsenic	NA	0.01	NA	NA	NA	NA	NA	0.050	0.050	0.01
Beryllium	NA	0.00	NA	NA	NA	NA	NA	0.004	0.004	0.004
Cadmium	NA	ND	NA	NA	NA	NA	NA	0.005	0.005	0.005
Chromium, total	NA	0.06	NA	NA	ND	NA	NA	0.100	0.100	0.1
Chromium, hexavalent	NA	ND	NA	NA	ND	NA	NA	0.100	0.100	NR
Copper	NA	0.03	NA	NA	NA	NA	NA	1	1	1.3
Cyanide, total	ND	ND	ND	ND	NA	NA	NA	NR	NR	0.2
Cyanide, free	ND	ND	ND	ND	NA	NA	NA	0.200	0.200	NR
Lead	NA	0.03	NA	NA	ND	NA	NA	0.005	0.005	0.0015
Mercury	NA	ND	NA	NA	NA	NA	NA	0.002	0.002	0.002
Nickel	NA	0.10	NA	NA	ND	NA	NA	0.100	0.100	NR
Zinc	NA	0.06	NA	NA	0.0159	NA	NA	2	2	NR
Detected Volatile Organics (mg/L)										
Acetone	NA	ND	NA	NA	NA	NA	NA	3.7	10	NR
Benzene	ND	ND	NA	NA	ND	ND	ND	0.005	0.005	0.005
Bromodichloromethane	NA	NA	NA	NA	ND	ND	ND	0.1	0.1	0.08
Carbon Disulfide	NA	ND	NA	NA	NA	NA	NA	1.9	4.1	NR
Carbon Tetrachloride	ND	ND	ND	ND	ND	ND	ND	0.005	0.005	0.005
Chlorobenzene	ND	NA	NA	NA	ND	ND	ND	0.1	0.1	NR
Chloroethane	ND	NA	NA	NA	ND	ND	ND	0.23	0.9	NR
Chloroform	ND	ND	ND	ND	ND	ND	ND	0.1	0.1	0.08
1,1-Dichloroethane	0.14	0.14	0.528	0.471	3.7	2.6	2.1	0.027	0.11	NR
1,1-Dichloroethene	0.18	0.056	0.199	0.155	1.5	0.94	0.62	0.007	0.007	0.007
1,2-Dichloroethane	ND	ND	ND	ND	ND	ND	ND	0.005	0.005	0.005
cis-1,2-Dichloroethene	NA	0.62	NA	NA	5.8	6.4	6.0	0.07	0.07	0.07
Ethylbenzene	ND	ND	NA	NA	ND	ND	ND	0.7	0.7	0.7
Methylene Chloride	ND	ND	ND	ND	ND	ND	ND	0.005	0.005	0.005
Toluene	ND	ND	NA	NA	ND	ND	ND	1	1	1
1,1,1-Trichloroethane	1.10	0.012	0.0123	0.0106	0.47 J	0.27 J	ND	0.2	0.2	0.2
1,1,2-Trichloroethane	ND	ND	ND	ND	ND	ND	ND	0.005	0.005	0.005
Tetrachloroethene (PCE)	0.08	0.005	0.0542	0.0352	1.2	0.97	0.64	0.005	0.005	0.005
trans-1,2-Dichloroethene	1.10	NA	ND	ND	ND	ND	ND	0.1	0.1	0.1
Trichloroethene (TCE)	1.90	0.21	1.45	1.03	18.0	11.0	9.3	0.005	0.005	0.005
Vinyl Chloride	0.12	ND	0.0188	0.0173	ND	ND	ND	0.002	0.002	0.002
Xylenes (Total)	NA	ND	NA	NA	NA	NA	NA	10	10	10

ND = Not Detected

NA = Not Applicable

NR = Not Reported

J = estimated value, below reporting limit but greater than zero

MW-50S
Groundwater Sampling Data Summary
Inorganics and Volatile Organic Compounds
Harley-Davidson Motor Company Operations, Inc. - York, PA

Sample Date Laboratory ID Parameter/Units	11/1/1991 31032-1	9/28/1999	4/6/2000	6/10/2004 536966	6/17/2005 644010	6/23/2006 C6F240114003	ACT 2 MSC Used Aquifer TDS ≤ 2,500		EPA MCL
							Residential	Non-Residential	
Metals/Inorganics (mg/L)									
Antimony	NA	ND	NA	NA	NA	NA	0.006	0.006	0.006
Arsenic	NA	ND	NA	NA	NA	NA	0.050	0.050	0.01
Beryllium	NA	ND	NA	NA	NA	NA	0.004	0.004	0.004
Cadmium	NA	ND	NA	NA	NA	NA	0.005	0.005	0.005
Chromium, total	NA	0.0170	NA	ND	NA	NA	0.100	0.100	0.1
Chromium, hexavalent	NA	ND	NA	ND	NA	NA	0.100	0.100	NR
Copper	NA	0.0069	NA	NA	NA	NA	1	1	1.3
Cyanide, total	ND	ND	ND	NA	NA	NA	NR	NR	0.2
Cyanide, free	ND	ND	ND	NA	NA	NA	0.200	0.200	NR
Lead	NA	ND	NA	ND	NA	NA	0.005	0.005	0.0015
Mercury	NA	ND	NA	NA	NA	NA	0.002	0.002	0.002
Nickel	NA	0.028	NA	0.0068	NA	NA	0.100	0.100	NR
Zinc	NA	0.027	NA	0.0074	NA	NA	2	2	NR
Detected Volatile Organics (mg/L)									
Acetone	NA	ND	NA	NA	NA	NA	3.7	10	NR
Benzene	ND	ND	NA	ND	ND	ND	0.005	0.005	0.005
Bromodichloromethane	NA	NA	NA	ND	ND	ND	0.1	0.1	0.08
Carbon Disulfide	NA	ND	NA	NA	NA	NA	1.9	4.1	NR
Carbon Tetrachloride	ND	ND	ND	ND	ND	ND	0.005	0.005	0.005
Chlorobenzene	ND	NA	NA	ND	ND	ND	0.1	0.1	NR
Chloroethane	ND	NA	NA	ND	ND	ND	0.23	0.9	NR
Chloroform	0.003	ND	ND	ND	ND	ND	0.1	0.1	0.08
1,1-Dichloroethane	0.085	0.068	0.0608	0.037	0.039 J	0.018 J	0.027	0.11	NR
1,1-Dichloroethene	0.210	0.051	0.0489	0.024	0.028	0.0076 J	0.007	0.007	0.007
1,2-Dichloroethane	0.003	ND	ND	ND	ND	ND	0.005	0.005	0.005
cis-1,2-Dichloroethene	NA	0.62	NA	0.38	0.58	0.340	0.07	0.07	0.07
Ethylbenzene	ND	ND	NA	ND	ND	ND	0.7	0.7	0.7
Methylene Chloride	ND	ND	ND	ND	ND	ND	0.005	0.005	0.005
Toluene	ND	ND	NA	ND	ND	ND	1	1	1
1,1,1-Trichloroethane	0.840	0.011	0.0313	0.013 J	0.019 J	ND	0.2	0.2	0.2
1,1,2-Trichloroethane	ND	ND	ND	ND	ND	ND	0.005	0.005	0.005
Tetrachloroethene (PCE)	0.150	0.014	ND	0.034	0.063	0.023 J	0.005	0.005	0.005
trans-1,2-Dichloroethene	0.097	NA	ND	ND	NA	ND	0.1	0.1	0.1
Trichloroethene (TCE)	4.50	0.25	ND	0.52	0.88	0.500	0.005	0.005	0.005
Vinyl Chloride	ND	ND	ND	0.01 J	ND	ND	0.002	0.002	0.002
Xylenes (Total)	NA	ND	NA	NA	NA	NA	10	10	10

ND = Not Detected
NA = Not Applicable
NR = Not Reported
J = estimated value, below reporting limit but greater than zero

MW-51D
Groundwater Sampling Data Summary
Inorganics and Volatile Organic Compounds
Harley-Davidson Motor Company Operations, Inc. - York, PA

Sample Date Laboratory ID Parameter/Units	11/1/1991 31032-4	11/2/1995 7829502	7/17/1996 8606302	10/21/1997 10092004	12/11/1998 298120447018	9/21/1999	4/6/2000	ACT 2 MSC Used Aquifer TDS ≤ 2,500		EPA MCL
								Residential	Non-Residential	
Metals/Inorganics (mg/L)										
Antimony	NA	NA	NA	NA	NA	ND	NA	0.006	0.006	0.006
Arsenic	NA	NA	NA	NA	NA	ND	NA	0.050	0.050	0.01
Beryllium	NA	NA	NA	NA	NA	ND	NA	0.004	0.004	0.004
Cadmium	NA	NA	NA	NA	NA	ND	NA	0.005	0.005	0.005
Chromium, total	NA	NA	NA	NA	NA	ND	NA	0.100	0.100	0.1
Chromium, hexavalent	NA	NA	NA	NA	NA	ND	NA	0.100	0.100	NR
Copper	NA	NA	NA	NA	NA	ND	NA	1	1	1.3
Cyanide, total	ND	NA	ND	NA	NA	ND	ND	NR	NR	0.2
Cyanide, free	0.018	NA	ND	NA	ND	ND	ND	0.200	0.200	NR
Lead	NA	NA	NA	NA	NA	ND	NA	0.005	0.005	0.0015
Mercury	NA	NA	NA	NA	NA	ND	NA	0.002	0.002	0.002
Nickel	NA	NA	NA	NA	NA	ND	NA	0.100	0.100	NR
Zinc	NA	NA	NA	NA	NA	ND	NA	2	2	NR
Detected Volatile Organics (mg/L)										
Acetone	NA	NA	ND	ND	ND	ND	NA	3.7	10	NR
Benzene	ND	NA	ND	ND	ND	ND	NA	0.005	0.005	0.005
Bromodichloromethane	NA	NA	ND	ND	ND	NA	NA	0.1	0.1	0.08
Carbon Disulfide	NA	NA	ND	ND	ND	ND	NA	1.9	4.1	NR
Carbon Tetrachloride	ND	NA	ND	ND	ND	ND	ND	0.005	0.005	0.005
Chlorobenzene	ND	NA	ND	ND	ND	NA	NA	0.1	0.1	NR
Chloroethane	ND	NA	ND	ND	ND	NA	NA	0.23	0.9	NR
Chloroform	ND	NA	ND	ND	ND	ND	ND	0.1	0.1	0.08
1,1-Dichloroethane	0.060	0.084	0.034	0.037	0.120	0.21	0.161	0.027	0.11	NR
1,1-Dichloroethene	0.410	0.280	0.052	0.036	0.120	0.20	0.181	0.007	0.007	0.007
1,2-Dichloroethane	ND	NA	ND	ND	ND	ND	ND	0.005	0.005	0.005
cis-1,2-Dichloroethene	NA	NA	NA	NA	1.20	0.92	NA	0.07	0.07	0.07
Ethylbenzene	ND	NA	ND	ND	ND	ND	NA	0.7	0.7	0.7
Methylene Chloride	ND	NA	ND	ND	ND	ND	ND	0.005	0.005	0.005
Toluene	ND	NA	ND	ND	ND	ND	NA	1	1	1
1,1,1-Trichloroethane	0.80	0.560	0.070	0.021	ND	0.039	0.0283	0.2	0.2	0.2
1,1,2-Trichloroethane	ND	NA	ND	ND	ND	ND	ND	0.005	0.005	0.005
Tetrachloroethene (PCE)	1.0	0.190	0.10	0.060	0.086	0.057	0.0325	0.005	0.005	0.005
trans-1,2-Dichloroethene	1.20	NA	NA	ND	ND	NA	ND	0.1	0.1	0.1
Trichloroethene (TCE)	6.20	3.0	1.40	0.710	1.0	1.1	0.399	0.005	0.005	0.005
Vinyl Chloride	0.015	NA	ND	0.014	0.055	ND	0.0372	0.002	0.002	0.002
Xylenes (Total)	NA	NA	ND	ND	ND	ND	NA	10	10	10

ND = Not Detected

NA = Not Applicable

NR = Not Reported

J = estimated value, below reporting limit but greater than zero

B = Reported value less than Practical Quantitation Limit but greater than zero or equal to the Instrumental Detection Limit

MW-51D
Groundwater Sampling Data Summary
Inorganics and Volatile Organic Compounds
Harley-Davidson Motor Company Operations, Inc. - York, PA

Sample Date Laboratory ID Parameter/Units	6/25/2001 183854-1	6/18/2002 210168-2	6/6-10/2003 237022007	8/3/2004 552048	6/12/2005 644490	6/23/2006 C6F240114006	ACT 2 MSC Used Aquifer TDS ≤ 2,500		EPA MCL
							Residential	Non-Residential	
Metals/Inorganics (mg/L)									
Antimony	NA	NA	NA	NA	NA	NA	0.006	0.006	0.006
Arsenic	NA	NA	NA	NA	NA	NA	0.050	0.050	0.01
Beryllium	NA	NA	NA	NA	NA	NA	0.004	0.004	0.004
Cadmium	NA	NA	NA	NA	NA	NA	0.005	0.005	0.005
Chromium, total	NA	NA	ND	ND	ND	0.0047 B	0.100	0.100	0.1
Chromium, hexavalent	NA	NA	ND	ND	ND	ND	0.100	0.100	NR
Copper	NA	NA	NA	NA	NA	NA	1	1	1.3
Cyanide, total	ND	ND	NA	NA	NA	NA	NR	NR	0.2
Cyanide, free	ND	ND	NA	NA	NA	NA	0.200	0.200	NR
Lead	NA	NA	ND	ND	ND	0.0053 J	0.005	0.005	0.0015
Mercury	NA	NA	NA	NA	NA	NA	0.002	0.002	0.002
Nickel	NA	NA	ND	ND	ND	0.0053 B	0.100	0.100	NR
Zinc	NA	NA	ND	0.012	0.0095 B	0.0146 BJ	2	2	NR
Detected Volatile Organics (mg/L)									
Acetone	ND	ND	NA	NA	NA	NA	3.7	10	NR
Benzene	ND	ND	ND	ND	ND	ND	0.005	0.005	0.005
Bromodichloromethane	ND	ND	ND	ND	ND	ND	0.1	0.1	0.08
Carbon Disulfide	ND	ND	NA	NA	NA	NA	1.9	4.1	NR
Carbon Tetrachloride	ND	ND	ND	ND	ND	ND	0.005	0.005	0.005
Chlorobenzene	ND	ND	ND	ND	ND	ND	0.1	0.1	NR
Chloroethane	ND	ND	ND	ND	ND	ND	0.23	0.9	NR
Chloroform	ND	0.0015	ND	ND	ND	ND	0.1	0.1	0.08
1,1-Dichloroethane	0.179	0.057	0.0571	0.059	0.052	0.050	0.027	0.11	NR
1,1-Dichloroethene	0.062	0.053	0.0334	0.075	0.078	0.046 J	0.007	0.007	0.007
1,2-Dichloroethane	ND	ND	ND	ND	ND	ND	0.005	0.005	0.005
cis-1,2-Dichloroethene	0.990	1.240	NA	0.900	0.610	0.410	0.07	0.07	0.07
Ethylbenzene	ND	ND	ND	ND	ND	ND	0.7	0.7	0.7
Methylene Chloride	ND	ND	ND	ND	ND	ND	0.005	0.005	0.005
Toluene	ND	ND	ND	ND	ND	ND	1	1	1
1,1,1-Trichloroethane	0.027	0.014	0.0108	0.012 J	0.018 J	ND	0.2	0.2	0.2
1,1,2-Trichloroethane	ND	ND	ND	ND	ND	ND	0.005	0.005	0.005
Tetrachloroethene (PCE)	ND	0.028	0.0454	0.037	0.067	0.034 J	0.005	0.005	0.005
trans-1,2-Dichloroethene	0.044	0.0041	0.0414	0.0072 J	0.0066 J	ND	0.1	0.1	0.1
Trichloroethene (TCE)	0.024	0.348	0.452	0.730	1.000	0.780	0.005	0.005	0.005
Vinyl Chloride	0.577	0.082	0.0256	0.015 J	ND	ND	0.002	0.002	0.002
Xylenes (Total)	ND	ND	NA	NA	NA	NA	10	10	10

ND = Not Detected

NA = Not Applicable

NR = Not Reported

J = estimated value, below reporting limit but greater than zero

B = Reported value less than Practical Quantitation Limit but greater than zero or equal to the Instrumental Detection Limit

MW-51S
Groundwater Sampling Data Summary
Inorganics and Volatile Organic Compounds
Harley-Davidson Motor Company Operations, Inc. - York, PA

Sample Date Laboratory ID Parameter/Units	10/4/1991 30261-1	11/1/1991 31032-3	11/2/1995 7829503	7/16/1996 8602603	10/20/1997 10087206	12/11/1998 298120447019	9/20/1999	ACT 2 MSC Used Aquifer TDS ≤ 2,500		EPA MCL
								Residential	Non-Residential	
Metals/Inorganics (mg/L)										
Antimony	NA	NA	NA	NA	NA	NA	ND	0.006	0.006	0.006
Arsenic	NA	NA	NA	NA	NA	NA	ND	0.050	0.050	0.01
Beryllium	NA	NA	NA	NA	NA	NA	ND	0.004	0.004	0.004
Cadmium	NA	NA	NA	NA	NA	NA	ND	0.005	0.005	0.005
Chromium, total	NA	NA	NA	NA	NA	NA	0.59	0.100	0.100	0.1
Chromium, hexavalent	NA	NA	NA	NA	NA	NA	0.45	0.100	0.100	NR
Copper	NA	NA	NA	NA	NA	NA	ND	1	1	1.3
Cyanide, total	NA	0.005	NA	0.01	NA	0.01	0.019	NR	NR	0.2
Cyanide, free	NA	0.04	NA	0.01	NA	ND	ND	0.200	0.200	NR
Lead	NA	NA	NA	NA	NA	NA	ND	0.005	0.005	0.0015
Mercury	NA	NA	NA	NA	NA	NA	ND	0.002	0.002	0.002
Nickel	NA	NA	NA	NA	NA	NA	0.10	0.100	0.100	NR
Zinc	NA	NA	NA	NA	NA	NA	ND	2	2	NR
Detected Volatile Organics (mg/L)										
Acetone	NA	NA	NA	ND	ND	ND	ND	3.7	10	NR
Benzene	ND	ND	NA	ND	ND	ND	ND	0.005	0.005	0.005
Bromodichloromethane	NA	NA	NA	ND	ND	ND	NA	0.1	0.1	0.08
Carbon Disulfide	NA	NA	NA	ND	ND	ND	ND	1.9	4.1	NR
Carbon Tetrachloride	ND	ND	NA	ND	ND	ND	0.006	0.005	0.005	0.005
Chlorobenzene	ND	ND	NA	ND	ND	ND	NA	0.1	0.1	NR
Chloroethane	ND	ND	NA	ND	ND	ND	NA	0.23	0.9	NR
Chloroform	0.010	0.005	NA	ND	ND	ND	ND	0.1	0.1	0.08
1,1-Dichloroethane	0.045	0.035	0.020	ND	0.054	0.036	0.026	0.027	0.11	NR
1,1-Dichloroethene	1.70	0.780	0.260	0.670	0.660	0.40	0.22	0.007	0.007	0.007
1,2-Dichloroethane	0.010	ND	NA	ND	ND	ND	ND	0.005	0.005	0.005
cis-1,2-Dichloroethene	NA	NA	NA	NA	NA	1.0	0.87	0.07	0.07	0.07
Ethylbenzene	ND	ND	NA	ND	ND	ND	ND	0.7	0.7	0.7
Methylene Chloride	ND	ND	NA	ND	ND	ND	ND	0.005	0.005	0.005
Toluene	ND	ND	NA	ND	ND	ND	ND	1	1	1
1,1,1-Trichloroethane	3.80	2.10	0.440	1.40	1.50	0.730	0.24	0.2	0.2	0.2
1,1,2-Trichloroethane	ND	ND	NA	ND	ND	ND	ND	0.005	0.005	0.005
Tetrachloroethene (PCE)	5.50	2.60	1.10	1.90	2.0	1.10	0.76	0.005	0.005	0.005
trans-1,2-Dichloroethene	0.680	0.560	NA	NA	ND	ND	NA	0.1	0.1	0.1
Trichloroethene (TCE)	23.0	12.0	3.0	6.70	6.20	3.90	2.2	0.005	0.005	0.005
Vinyl Chloride	0.020	0.015	NA	ND	ND	0.033	ND	0.002	0.002	0.002
Xylenes (Total)	NA	NA	NA	ND	ND	ND	ND	10	10	10

ND = Not Detected

NA = Not Applicable

NR = Not Reported

J = estimated value, below reporting limit but greater than zero

B = Reported value less than Practical Quantitation Limit but greater than zero or equal to the Instrumental Detection Limit

MW-51S
Groundwater Sampling Data Summary
Inorganics and Volatile Organic Compounds
Harley-Davidson Motor Company Operations, Inc. - York, PA

Sample Date Laboratory ID Parameter/Units	4/5/2000	6/26/2001 183969-8	6/18/2002 210168-3	6/6/2003 237022005	8/3/2004 552047	6/17/2005 643728	6/23/2006 C6F240114007	ACT 2 MSC Used Aquifer TDS ≤ 2,500		EPA MCL
								Residential	Non-Residential	
Metals/Inorganics (mg/L)										
Antimony	NA	NA	NA	NA	NA	NA	NA	0.006	0.006	0.006
Arsenic	NA	NA	NA	NA	NA	NA	NA	0.050	0.050	0.01
Beryllium	NA	NA	NA	NA	NA	NA	NA	0.004	0.004	0.004
Cadmium	NA	NA	NA	NA	NA	NA	NA	0.005	0.005	0.005
Chromium, total	NA	NA	NA	0.338	0.701	0.317	0.225	0.100	0.100	0.1
Chromium, hexavalent	NA	NA	NA	0.35	0.651	0.175	0.220	0.100	0.100	NR
Copper	NA	NA	NA	NA	NA	NA	NA	1	1	1.3
Cyanide, total	ND	0.017	0.021	0.019	0.035	ND	0.0130	NR	NR	0.2
Cyanide, free*	ND	ND	0.007	0.005	ND	ND	0.0023	0.200	0.200	NR
Lead	NA	NA	NA	ND	ND	ND	0.0024 BJ	0.005	0.005	0.0015
Mercury	NA	NA	NA	NA	NA	NA	NA	0.002	0.002	0.002
Nickel	NA	NA	NA	0.05	0.0474	0.0283 B	0.0286 B	0.100	0.100	NR
Zinc	NA	NA	NA	ND	0.0236	0.0192 B	0.0104 BJ	2	2	NR
Detected Volatile Organics (mg/L)										
Acetone	NA	ND	ND	NA	NA	NA	NA	3.7	10	NR
Benzene	NA	ND	ND	ND	ND	ND	ND	0.005	0.005	0.005
Bromodichloromethane	NA	ND	ND	ND	ND	ND	ND	0.1	0.1	0.08
Carbon Disulfide	NA	ND	ND	NA	NA	NA	NA	1.9	4.1	NR
Carbon Tetrachloride	ND	0.0051	0.0031	0.0018	ND	ND	ND	0.005	0.005	0.005
Chlorobenzene	NA	ND	ND	ND	ND	ND	ND	0.1	0.1	NR
Chloroethane	NA	ND	ND	ND	ND	ND	ND	0.23	0.9	NR
Chloroform	ND	0.0034	0.0027	0.0025	ND	ND	ND	0.1	0.1	0.08
1,1-Dichloroethane	0.0214	0.034	0.022	0.0281	0.039	0.028 J	ND	0.027	0.11	NR
1,1-Dichloroethene	0.229	0.213	0.200	0.197	0.320	0.200	0.110	0.007	0.007	0.007
1,2-Dichloroethane	ND	0.0024	0.0017	ND	ND	ND	ND	0.005	0.005	0.005
cis-1,2-Dichloroethene	NA	0.812	0.706	NA	1.1	0.910	0.760	0.07	0.07	0.07
Ethylbenzene	NA	ND	ND	ND	ND	ND	ND	0.7	0.7	0.7
Methylene Chloride	ND	ND	ND	ND	ND	ND	ND	0.005	0.005	0.005
Toluene	NA	ND	ND	ND	ND	ND	ND	1	1	1
1,1,1-Trichloroethane	0.215	0.206	0.183	0.215	0.280	0.290	0.100	0.2	0.2	0.2
1,1,2-Trichloroethane	ND	ND	ND	ND	ND	ND	ND	0.005	0.005	0.005
Tetrachloroethene (PCE)	0.987	1.380	1.660	1.070	0.920	1.100	0.970	0.005	0.005	0.005
trans-1,2-Dichloroethene	ND	0.0036	0.0018	0.0017	0.0017	ND	ND	0.1	0.1	0.1
Trichloroethene (TCE)	2.52	2.950	2.600	1.920	2.600	2.100	1.400	0.005	0.005	0.005
Vinyl Chloride	ND	0.031	0.033	0.0147	0.072 J	0.054 J	0.035 J	0.002	0.002	0.002
Xylenes (Total)	NA	ND	ND	NA	NA	NA	NA	10	10	10

ND = Not Detected
NA = Not Applicable
NR = Not Reported
J = estimated value, below reporting limit but greater than zero
B = Reported value less than Practical Quantitation Limit but greater than zero or equal to the Instrumental Detection Limit
* = Reported as available cyanide from 2006 on.

MW-54
Groundwater Sampling Data Summary
Inorganics and Volatile Organic Compounds
Harley-Davidson Motor Company Operations, Inc. - York, PA

Sample Date Laboratory ID Parameter/Units	7/29/1993	11/1/1995	7/17/1996	10/23/1997	12/10/1998	9/29/1999	4/10/2000	ACT 2 MSC Used Aquifer TDS ≤ 2,500		EPA MCL
	51188-1	7825005	8606305	10097302	298120447010			Residential	Non-Residential	
Metals/Inorganics (mg/L)										
Antimony	ND	NA	NA	NA	NA	ND	NA	0.006	0.006	0.006
Arsenic	ND	NA	NA	NA	NA	ND	NA	0.050	0.050	0.01
Beryllium	ND	NA	NA	NA	NA	ND	NA	0.004	0.004	0.004
Cadmium	ND	NA	NA	NA	NA	ND	NA	0.005	0.005	0.005
Chromium, total	ND	NA	NA	NA	NA	ND	NA	0.100	0.100	0.1
Chromium, hexavalent	NA	NA	NA	NA	NA	ND	NA	0.100	0.100	NR
Copper	ND	NA	NA	NA	NA	ND	NA	1	1	1.3
Cyanide, total	ND	NA	ND	NA	ND	ND	ND	NR	NR	0.2
Cyanide, free	ND	NA	ND	NA	ND	ND	ND	0.200	0.200	NR
Lead	ND	NA	NA	NA	NA	ND	NA	0.005	0.005	0.0015
Mercury	ND	NA	NA	NA	NA	ND	NA	0.002	0.002	0.002
Nickel	ND	NA	NA	NA	NA	ND	NA	0.100	0.100	NR
Zinc	ND	NA	NA	NA	NA	0.03	NA	2	2	NR
Detected Volatile Organics (mg/L)										
Acetone	ND	NA	ND	ND	ND	ND	NA	3.7	10	NR
Benzene	ND	NA	ND	ND	ND	ND	NA	0.005	0.005	0.005
Bromodichloromethane	ND	NA	ND	ND	ND	NA	NA	0.1	0.1	0.08
Carbon Disulfide	ND	NA	ND	ND	ND	ND	NA	1.9	4.1	NR
Carbon Tetrachloride	ND	NA	ND	ND	ND	ND	ND	0.005	0.005	0.005
Chlorobenzene	ND	NA	ND	ND	ND	NA	NA	0.1	0.1	NR
Chloroethane	ND	NA	ND	ND	ND	NA	NA	0.23	0.9	NR
Chloroform	ND	0.014	ND	ND	0.011	ND	ND	0.1	0.1	0.08
1,1-Dichloroethane	0.750	1.0	0.070	0.160	0.150	0.027	ND	0.027	0.11	NR
1,1-Dichloroethene	10.0	4.90	0.690	1.0	0.750	0.19	ND	0.007	0.007	0.007
1,2-Dichloroethane	ND	0.100	ND	ND	0.020	ND	ND	0.005	0.005	0.005
cis-1,2-Dichloroethene	NA	NA	NA	NA	0.260	0.16	NA	0.07	0.07	0.07
Ethylbenzene	ND	NA	ND	ND	ND	ND	NA	0.7	0.7	0.7
Methylene Chloride	ND	NA	ND	ND	ND	ND	ND	0.005	0.005	0.005
Toluene	ND	NA	ND	ND	ND	ND	NA	1	1	1
1,1,1-Trichloroethane	30.0	29.0	1.40	1.60	0.760	0.15	ND	0.2	0.2	0.2
1,1,2-Trichloroethane	ND	0.050	ND	ND	0.0066	ND	ND	0.005	0.005	0.005
Tetrachloroethene (PCE)	ND	0.060	0.130	0.068	0.043	0.062	ND	0.005	0.005	0.005
trans-1,2-Dichloroethene	ND	NA	NA	ND	ND	NA	ND	0.1	0.1	0.1
Trichloroethene (TCE)	1.0	0.880	1.10	0.790	0.740	0.51	0.540	0.005	0.005	0.005
Vinyl Chloride	ND	NA	ND	ND	ND	ND	ND	0.002	0.002	0.002
Xylenes (Total)	ND	NA	ND	ND	ND	ND	NA	10	10	10

ND = Not Detected

NA = Not Applicable

NR = Not Reported

J = estimated value, below reporting limit but greater than zero

B = Reported value less than Practical Quantitation Limit but greater than zero or equal to the Instrumental Detection Limit

MW-54
Groundwater Sampling Data Summary
Inorganics and Volatile Organic Compounds
Harley-Davidson Motor Company Operations, Inc. - York, PA

Sample Date Laboratory ID Parameter/Units	6/26/2001 183969-4	6/13/2002 209854-3	6/6/2003 237022006	6/9/2004 536232	6/21/2005 644484	6/22/2006 C6F230124011	ACT 2 MSC Used Aquifer TDS ≤ 2,500		EPA MCL
							Residential	Non-Residential	
Metals/Inorganics (mg/L)									
Antimony	NA	NA	NA	NA	NA	NA	0.006	0.006	0.006
Arsenic	NA	NA	NA	NA	NA	NA	0.050	0.050	0.01
Beryllium	NA	NA	NA	NA	NA	NA	0.004	0.004	0.004
Cadmium	NA	NA	NA	NA	NA	NA	0.005	0.005	0.005
Chromium, total	NA	NA	NA	ND	ND	ND	0.100	0.100	0.1
Chromium, hexavalent	NA	NA	NA	ND	ND	ND	0.100	0.100	NR
Copper	NA	NA	NA	NA	NA	NA	1	1	1.3
Cyanide, total	ND	ND	NA	NA	NA	NA	NR	NR	0.2
Cyanide, free	ND	ND	NA	NA	NA	NA	0.200	0.200	NR
Lead	NA	NA	NA	ND	ND	0.0017 B	0.005	0.005	0.0015
Mercury	NA	NA	NA	NA	NA	NA	0.002	0.002	0.002
Nickel	NA	NA	NA	ND	ND	0.0019 B	0.100	0.100	NR
Zinc	NA	NA	NA	0.0151	0.0133 B	0.0119 BJ	2	2	NR
Detected Volatile Organics (mg/L)									
Acetone	ND	ND	NA	NA	NA	NA	3.7	10	NR
Benzene	ND	ND	ND	0.0016 J	ND	ND	0.005	0.005	0.005
Bromodichloromethane	ND	ND	ND	ND	ND	ND	0.1	0.1	0.08
Carbon Disulfide	ND	ND	NA	NA	NA	NA	1.9	4.1	NR
Carbon Tetrachloride	ND	ND	ND	ND	ND	ND	0.005	0.005	0.005
Chlorobenzene	ND	ND	ND	ND	ND	ND	0.1	0.1	NR
Chloroethane	ND	ND	ND	ND	ND	ND	0.23	0.9	NR
Chloroform	0.0026	0.019	ND	0.0027 J	0.0048 J	ND	0.1	0.1	0.08
1,1-Dichloroethane	0.026	0.068	0.0145	0.014	0.026	0.021 J	0.027	0.11	NR
1,1-Dichloroethene	0.047	2.840	0.0742	0.120	0.064	0.110	0.007	0.007	0.007
1,2-Dichloroethane	0.0027	0.0088	ND	0.0087	0.021	0.0087 J	0.005	0.005	0.005
cis-1,2-Dichloroethene	0.165	0.113	NA	0.068	0.088	0.100	0.07	0.07	0.07
Ethylbenzene	ND	ND	ND	ND	ND	ND	0.7	0.7	0.7
Methylene Chloride	ND	0.020	ND	ND	ND	ND	0.005	0.005	0.005
Toluene	ND	ND	ND	ND	ND	ND	1	1	1
1,1,1-Trichloroethane	0.108	0.187	0.0238	0.019	0.021 J	0.012 J	0.2	0.2	0.2
1,1,2-Trichloroethane	0.0025	ND	ND	ND	0.016	0.0071 J	0.005	0.005	0.005
Tetrachloroethene (PCE)	0.136	0.045	0.0774	0.034	0.039	0.029	0.005	0.005	0.005
trans-1,2-Dichloroethene	0.0019	ND	ND	ND	0.0051 J	ND	0.1	0.1	0.1
Trichloroethene (TCE)	0.405	0.965	0.428	0.300	0.340	0.390	0.005	0.005	0.005
Vinyl Chloride	ND	ND	ND	0.0022 J	ND	ND	0.002	0.002	0.002
Xylenes (Total)	ND	ND	NA	NA	NA	NA	10	10	10

ND = Not Detected

NA = Not Applicable

NR = Not Reported

J = estimated value, below reporting limit but greater than zero

B = Reported value less than Practical Quantitation Limit but greater than zero or equal to the Instrumental Detection Limit

MW-64D
Groundwater Sampling Data Summary
Inorganics and Volatile Organic Compounds
Harley-Davidson Motor Company Operations, Inc. - York, PA

Sample Date Laboratory ID Parameter/Units	10/18/1995	10/27/1995 7814207	12/28/1995 7993301	12/8/1998 298120377010	9/17/1999	4/6/2000	ACT 2 MSC Used Aquifer TDS ≤ 2,500		EPA MCL
							Residential	Non-Residential	
Metals/Inorganics (mg/L)									
Antimony	ND	NA	NA	NA	ND	NA	0.006	0.006	0.006
Arsenic	ND	NA	NA	NA	ND	NA	0.050	0.050	0.01
Beryllium	ND	NA	NA	NA	ND	NA	0.004	0.004	0.004
Cadmium	ND	NA	NA	NA	ND	NA	0.005	0.005	0.005
Chromium, total	ND	NA	NA	NA	0.0094	NA	0.100	0.100	0.1
Chromium, hexavalent	NA	NA	NA	NA	ND	NA	0.100	0.100	NR
Copper	ND	NA	NA	NA	ND	NA	1	1	1.3
Cyanide, total	ND	NA	ND	ND	ND	ND	NR	NR	0.2
Cyanide, free	ND	NA	ND	ND	ND	ND	0.200	0.200	NR
Lead	ND	NA	NA	NA	ND	NA	0.005	0.005	0.0015
Mercury	ND	NA	NA	NA	ND	NA	0.002	0.002	0.002
Nickel	ND	NA	NA	NA	0.0078	NA	0.100	0.100	NR
Zinc	0.03	NA	NA	NA	0.059	NA	2	2	NR
Detected Volatile Organics (mg/L)									
Acetone	NA	ND	ND	ND	ND	NA	3.7	10	NR
Benzene	NA	ND	ND	ND	ND	NA	0.005	0.005	0.005
Bromodichloromethane	NA	ND	ND	ND	NA	NA	0.1	0.1	0.08
Carbon Disulfide	NA	ND	ND	ND	ND	NA	1.9	4.1	NR
Carbon Tetrachloride	NA	ND	ND	ND	ND	ND	0.005	0.005	0.005
Chlorobenzene	NA	ND	ND	ND	NA	NA	0.1	0.1	NR
Chloroethane	NA	ND	ND	ND	NA	NA	0.23	0.9	NR
Chloroform	NA	ND	ND	ND	ND	ND	0.1	0.1	0.08
1,1-Dichloroethane	NA	ND	ND	ND	ND	ND	0.027	0.11	NR
1,1-Dichloroethene	NA	ND	ND	ND	ND	ND	0.007	0.007	0.007
1,2-Dichloroethane	NA	ND	ND	ND	ND	ND	0.005	0.005	0.005
cis-1,2-Dichloroethene	NA	NA	NA	ND	ND	NA	0.07	0.07	0.07
Ethylbenzene	NA	ND	ND	ND	ND	NA	0.7	0.7	0.7
Methylene Chloride	NA	ND	ND	ND	ND	ND	0.005	0.005	0.005
Toluene	NA	ND	ND	ND	ND	NA	1	1	1
1,1,1-Trichloroethane	NA	ND	ND	ND	ND	ND	0.2	0.2	0.2
1,1,2-Trichloroethane	NA	ND	ND	ND	ND	ND	0.005	0.005	0.005
Tetrachloroethene (PCE)	NA	0.370	0.370	0.550	ND	0.170	0.005	0.005	0.005
trans-1,2-Dichloroethene	NA	NA	NA	ND	NA	ND	0.1	0.1	0.1
Trichloroethene (TCE)	NA	1.80	2.10	2.40	1.4	0.370	0.005	0.005	0.005
Vinyl Chloride	NA	ND	ND	ND	ND	ND	0.002	0.002	0.002
Xylenes (Total)	NA	ND	ND	ND	ND	NA	10	10	10

ND = Not Detected
NA = Not Applicable
NR = Not Reported

MW-64D
Groundwater Sampling Data Summary
Inorganics and Volatile Organic Compounds
Harley-Davidson Motor Company Operations, Inc. - York, PA

Sample Date Laboratory ID Parameter/Units	6/25/2001 183854-7	6/14/2002 210002-2	6/5/2003 236925002	6/10/2004 537087	6/21/2005 644487	6/22/2006 C6F230124004	ACT 2 MSC Used Aquifer TDS ≤ 2,500		EPA MCL
	Residential		Non-Residential						
Metals/Inorganics (mg/L)									
Antimony	NA	NA	NA	NA	NA	NA	0.006	0.006	0.006
Arsenic	NA	NA	NA	NA	NA	NA	0.050	0.050	0.01
Beryllium	NA	NA	NA	NA	NA	NA	0.004	0.004	0.004
Cadmium	NA	NA	NA	NA	NA	NA	0.005	0.005	0.005
Chromium, total	NA	NA	NA	NA	NA	NA	0.100	0.100	0.1
Chromium, hexavalent	NA	NA	NA	NA	NA	NA	0.100	0.100	NR
Copper	NA	NA	NA	NA	NA	NA	1	1	1.3
Cyanide, total	ND	ND	NA	NA	NA	NA	NR	NR	0.2
Cyanide, free	ND	ND	NA	NA	NA	NA	0.200	0.200	NR
Lead	NA	NA	NA	NA	NA	NA	0.005	0.005	0.0015
Mercury	NA	NA	NA	NA	NA	NA	0.002	0.002	0.002
Nickel	NA	NA	NA	NA	NA	NA	0.100	0.100	NR
Zinc	NA	NA	NA	NA	NA	NA	2	2	NR
Detected Volatile Organics (mg/L)									
Acetone	ND	ND	NA	NA	NA	NA	3.7	10	NR
Benzene	ND	ND	ND	ND	ND	ND	0.005	0.005	0.005
Bromodichloromethane	ND	ND	ND	ND	ND	ND	0.1	0.1	0.08
Carbon Disulfide	ND	ND	NA	NA	NA	NA	1.9	4.1	NR
Carbon Tetrachloride	ND	ND	ND	ND	ND	ND	0.005	0.005	0.005
Chlorobenzene	ND	ND	ND	ND	ND	ND	0.1	0.1	NR
Chloroethane	ND	ND	ND	ND	ND	ND	0.23	0.9	NR
Chloroform	ND	ND	ND	ND	ND	ND	0.1	0.1	0.08
1,1-Dichloroethane	ND	ND	ND	ND	ND	ND	0.027	0.11	NR
1,1-Dichloroethene	ND	ND	ND	ND	ND	ND	0.007	0.007	0.007
1,2-Dichloroethane	ND	ND	ND	ND	ND	ND	0.005	0.005	0.005
cis-1,2-Dichloroethene	ND	ND	NA	ND	ND	ND	0.07	0.07	0.07
Ethylbenzene	ND	ND	ND	ND	ND	ND	0.7	0.7	0.7
Methylene Chloride	ND	ND	ND	ND	ND	0.0065 J	0.005	0.005	0.005
Toluene	ND	ND	ND	ND	ND	ND	1	1	1
1,1,1-Trichloroethane	ND	ND	ND	ND	ND	ND	0.2	0.2	0.2
1,1,2-Trichloroethane	ND	ND	ND	ND	ND	ND	0.005	0.005	0.005
Tetrachloroethene (PCE)	0.424	0.226	0.513	0.420	0.790	0.240	0.005	0.005	0.005
trans-1,2-Dichloroethene	ND	ND	ND	ND	ND	ND	0.1	0.1	0.1
Trichloroethene (TCE)	1.42	0.773	1.07	1.40	1.40	0.670	0.005	0.005	0.005
Vinyl Chloride	ND	ND	ND	ND	ND	ND	0.002	0.002	0.002
Xylenes (Total)	ND	ND	NA	NA	NA	NA	10	10	10

ND = Not Detected
NA = Not Applicable
NR = Not Reported

MW-64S
Groundwater Sampling Data Summary
Inorganics and Volatile Organic Compounds
Harley-Davidson Motor Company Operations, Inc. - York, PA

Sample Date Laboratory ID Parameter/Units	12/29/1995 7997807	12/8/1998 298120377009	9/21/1999	4/10/2000	6/25/2001 6/25/01	6/5/2003 236925001	6/10/2004 537088	6/17/2005 644011	6/22/2006 C6F230124005	ACT 2 MSC Used Aquifer TDS ≤ 2,500		EPA MCL
	Residential		Non-Residential									
Metals/Inorganics (mg/L)												
Antimony	NA	NA	NA	NA	NA	NA	NA	NA	NA	0.006	0.006	0.006
Arsenic	NA	NA	NA	NA	NA	NA	NA	NA	NA	0.050	0.050	0.01
Beryllium	NA	NA	NA	NA	NA	NA	NA	NA	NA	0.004	0.004	0.004
Cadmium	NA	NA	NA	NA	NA	NA	NA	NA	NA	0.005	0.005	0.005
Chromium, total	NA	NA	NA	NA	NA	NA	NA	NA	NA	0.100	0.100	0.1
Chromium, hexavalent	NA	NA	NA	NA	NA	NA	NA	NA	NA	0.100	0.100	NR
Copper	NA	NA	NA	NA	NA	NA	NA	NA	NA	1	1	1.3
Cyanide, total	ND	ND	NA	ND	ND	NA	NA	NA	NA	NR	NR	0.2
Cyanide, free	ND	ND	NA	ND	ND	NA	NA	NA	NA	0.200	0.200	NR
Lead	NA	NA	NA	NA	NA	NA	NA	NA	NA	0.005	0.005	0.0015
Mercury	NA	NA	NA	NA	NA	NA	NA	NA	NA	0.002	0.002	0.002
Nickel	NA	NA	NA	NA	NA	NA	NA	NA	NA	0.100	0.100	NR
Zinc	NA	NA	NA	NA	NA	NA	NA	NA	NA	2	2	NR
Detected Volatile Organics (mg/L)												
Acetone	0.150	ND	ND	NA	ND	NA	NA	NA	NA	3.7	10	NR
Benzene	ND	ND	ND	NA	ND	ND	ND	ND	ND	0.005	0.005	0.005
Bromodichloromethane	ND	ND	NA	NA	ND	ND	ND	ND	ND	0.1	0.1	0.08
Carbon Disulfide	ND	ND	ND	NA	ND	NA	NA	NA	NA	1.9	4.1	NR
Carbon Tetrachloride	ND	ND	ND	ND	ND	ND	ND	ND	ND	0.005	0.005	0.005
Chlorobenzene	ND	ND	NA	NA	ND	ND	ND	ND	ND	0.1	0.1	NR
Chloroethane	ND	ND	NA	NA	ND	ND	ND	ND	ND	0.23	0.9	NR
Chloroform	ND	ND	ND	ND	ND	ND	ND	ND	ND	0.1	0.1	0.08
1,1-Dichloroethane	ND	ND	ND	ND	ND	ND	ND	ND	ND	0.027	0.11	NR
1,1-Dichloroethene	ND	ND	ND	ND	ND	ND	ND	ND	ND	0.007	0.007	0.007
1,2-Dichloroethane	ND	ND	ND	ND	ND	ND	ND	ND	ND	0.005	0.005	0.005
cis-1,2-Dichloroethene	NA	ND	ND	0.00132	ND	NA	ND	ND	ND	0.07	0.07	0.07
Ethylbenzene	ND	ND	ND	NA	ND	ND	ND	ND	ND	0.7	0.7	0.7
Methylene Chloride	ND	ND	ND	ND	ND	ND	ND	ND	ND	0.005	0.005	0.005
Toluene	ND	ND	ND	NA	ND	ND	ND	ND	ND	1	1	1
1,1,1-Trichloroethane	ND	ND	ND	ND	ND	ND	ND	ND	ND	0.2	0.2	0.2
1,1,2-Trichloroethane	ND	ND	ND	ND	ND	ND	ND	ND	ND	0.005	0.005	0.005
Tetrachloroethene (PCE)	0.390	0.330	0.22	0.0970	0.159	0.0487	0.160	0.057	0.130	0.005	0.005	0.005
trans-1,2-Dichloroethene	NA	ND	NA	ND	ND	ND	ND	ND	ND	0.1	0.1	0.1
Trichloroethene (TCE)	1.50	0.720	0.50	0.270	0.319	0.177	0.330	0.160	0.250	0.005	0.005	0.005
Vinyl Chloride	ND	ND	ND	ND	ND	ND	ND	ND	ND	0.002	0.002	0.002
Xylenes (Total)	ND	ND	ND	NA	ND	NA	NA	NA	NA	10	10	10

ND = Not Detected
NA = Not Applicable
NR = Not Reported

MW-69
Groundwater Sampling Data Summary
Inorganics and Volatile Organic Compounds
Harley-Davidson Motor Company Operations, Inc. - York, PA

Sample Date Laboratory ID Parameter/Units	9/9/1999	4/4/2000	6/25/2001 183854-5	6/12/2002 209745-1	6/3/2003 236625009	6/10/2004 537089	6/15/2005 642748	6/21/2006 C6F220113002	ACT 2 MSC Used Aquifer TDS ≤ 2,500		EPA MCL
	Residential		Non-Residential								
Metals/Inorganics (mg/L)											
Antimony	0.01	NA	NA	NA	NA	NA	NA	NA	0.006	0.006	0.006
Arsenic	ND	NA	NA	NA	NA	NA	NA	NA	0.050	0.050	0.01
Beryllium	ND	NA	NA	NA	NA	NA	NA	NA	0.004	0.004	0.004
Cadmium	ND	NA	NA	NA	NA	NA	NA	NA	0.005	0.005	0.005
Chromium, total	ND	NA	NA	NA	NA	NA	NA	NA	0.100	0.100	0.1
Chromium, hexavalent	ND	NA	NA	NA	NA	NA	NA	NA	0.100	0.100	NR
Copper	ND	NA	NA	NA	NA	NA	NA	NA	1	1	1.3
Cyanide, total	ND	ND	ND	ND	NA	NA	NA	NA	NR	NR	0.2
Cyanide, free	ND	ND	ND	ND	NA	NA	NA	NA	0.200	0.200	NR
Lead	ND	NA	NA	NA	NA	NA	NA	NA	0.005	0.005	0.0015
Mercury	ND	NA	NA	NA	NA	NA	NA	NA	0.002	0.002	0.002
Nickel	ND	NA	NA	NA	NA	NA	NA	NA	0.100	0.100	NR
Zinc	0.08	NA	NA	NA	NA	NA	NA	NA	2	2	NR
Detected Volatile Organics (mg/L)											
Acetone	ND	NA	ND	ND	NA	NA	NA	NA	3.7	10	NR
Benzene	ND	NA	ND	ND	ND	ND	ND	ND	0.005	0.005	0.005
Bromodichloromethane	NA	NA	ND	ND	ND	ND	ND	ND	0.1	0.1	0.08
Carbon Disulfide	ND	NA	ND	ND	NA	NA	NA	NA	1.9	4.1	NR
Carbon Tetrachloride	ND	ND	ND	ND	ND	ND	ND	ND	0.005	0.005	0.005
Chlorobenzene	NA	NA	ND	ND	ND	ND	ND	ND	0.1	0.1	NR
Chloroethane	NA	NA	ND	ND	ND	ND	ND	ND	0.23	0.9	NR
Chloroform	ND	ND	ND	ND	ND	ND	ND	ND	0.1	0.1	0.08
1,1-Dichloroethane	ND	ND	ND	ND	ND	ND	ND	ND	0.027	0.11	NR
1,1-Dichloroethene	0.005	ND	0.0012	0.0033	0.0025	0.003	0.0063	0.0014 J	0.007	0.007	0.007
1,2-Dichloroethane	ND	ND	ND	ND	ND	ND	ND	ND	0.005	0.005	0.005
cis-1,2-Dichloroethene	0.024	NA	0.0092	0.077	NA	0.094	0.130	0.049	0.07	0.07	0.07
Ethylbenzene	ND	NA	ND	ND	ND	ND	ND	ND	0.7	0.7	0.7
Methylene Chloride	ND	ND	ND	ND	ND	ND	ND	0.0012 J	0.005	0.005	0.005
Toluene	ND	NA	ND	ND	ND	ND	ND	ND	1	1	1
1,1,1-Trichloroethane	0.001	ND	ND	ND	ND	ND	ND	ND	0.2	0.2	0.2
1,1,2-Trichloroethane	0.002	ND	ND	ND	ND	ND	ND	ND	0.005	0.005	0.005
Tetrachloroethene (PCE)	0.002	ND	ND	ND	0.0011	0.0006 J	0.0015 J	ND	0.005	0.005	0.005
trans-1,2-Dichloroethene	NA	ND	ND	ND	ND	ND	ND	ND	0.1	0.1	0.1
Trichloroethene (TCE)	0.34	0.604	0.041	0.200	0.204	0.096	0.300	0.110	0.005	0.005	0.005
Vinyl Chloride	ND	ND	ND	ND	ND	ND	ND	ND	0.002	0.002	0.002
Xylenes (Total)	ND	NA	ND	ND	NA	NA	NA	NA	10	10	10

ND = Not Detected
NA = Not Applicable
NR = Not Reported
J = estimated value, below reporting limit but greater than zero

MW-74D
Groundwater Sampling Data Summary
Inorganics and Volatile Organic Compounds
Harley-Davidson Motor Company Operations, Inc. - York, PA

Sample Date Laboratory ID Parameter/Units	9/15/1999	4/6/2000	6/21/2001 183596-5	6/14/2002 210005-4	6/5/2003 236924003	6/9/2004 536226	6/21/2005 644486	6/23/2006 C6F240114008	ACT 2 MSC Used Aquifer TDS ≤ 2,500		EPA MCL
									Residential	Non-Residential	
Metals/Inorganics (mg/L)											
Antimony	ND	NA	NA	NA	NA	NA	NA	NA	0.006	0.006	0.006
Arsenic	ND	NA	NA	NA	NA	NA	NA	NA	0.050	0.050	0.01
Beryllium	ND	NA	NA	NA	NA	NA	NA	NA	0.004	0.004	0.004
Cadmium	ND	NA	NA	NA	NA	NA	NA	NA	0.005	0.005	0.005
Chromium, total	ND	NA	NA	NA	ND	ND	ND	0.0018 B	0.100	0.100	0.1
Chromium, hexavalent	ND	NA	NA	NA	ND	ND	ND	ND	0.100	0.100	NR
Copper	ND	NA	NA	NA	NA	NA	NA	NA	1	1	1.3
Cyanide, total	ND	ND	ND	ND	NA	NA	NA	NA	NR	NR	0.2
Cyanide, free	ND	ND	ND	ND	NA	NA	NA	NA	0.200	0.200	NR
Lead	ND	NA	NA	NA	ND	ND	ND	0.0048 J	0.005	0.005	0.0015
Mercury	ND	NA	NA	NA	NA	NA	NA	NA	0.002	0.002	0.002
Nickel	0.054	NA	NA	NA	ND	0.0047	ND	0.0014 B	0.100	0.100	NR
Zinc	0.13	NA	NA	NA	ND	0.0179	0.0127 B	0.0102 BJ	2	2	NR
Detected Volatile Organics (mg/L)											
Acetone	ND	NA	ND	ND	NA	NA	NA	NA	3.7	10	NR
Benzene	ND	NA	ND	ND	ND	ND	ND	ND	0.005	0.005	0.005
Bromodichloromethane	NA	NA	ND	ND	ND	ND	ND	ND	0.1	0.1	0.08
Carbon Disulfide	ND	NA	ND	ND	NA	NA	NA	NA	1.9	4.1	NR
Carbon Tetrachloride	ND	ND	ND	ND	ND	ND	ND	ND	0.005	0.005	0.005
Chlorobenzene	NA	NA	ND	ND	ND	ND	ND	ND	0.1	0.1	NR
Chloroethane	NA	NA	ND	ND	ND	ND	ND	ND	0.23	0.9	NR
Chloroform	ND	ND	ND	ND	ND	ND	ND	ND	0.1	0.1	0.08
1,1-Dichloroethane	0.006	0.00370	0.0045	0.0018	0.0025	ND	0.0019 J	ND	0.027	0.11	NR
1,1-Dichloroethene	0.015	0.0117	0.0091	0.0048	0.0061	0.0047	0.0040	0.0033 J	0.007	0.007	0.007
1,2-Dichloroethane	ND	ND	ND	ND	ND	ND	ND	ND	0.005	0.005	0.005
cis-1,2-Dichloroethene	0.092	NA	0.194	0.048	NA	0.048	0.042	0.042	0.07	0.07	0.07
Ethylbenzene	ND	NA	ND	ND	ND	ND	ND	ND	0.7	0.7	0.7
Methylene Chloride	ND	ND	ND	ND	ND	ND	ND	ND	0.005	0.005	0.005
Toluene	ND	NA	ND	0.023	ND	ND	ND	ND	1	1	1
1,1,1-Trichloroethane	0.038	0.0166	0.012	0.005	0.0055	0.003 J	0.0027 J	ND	0.2	0.2	0.2
1,1,2-Trichloroethane	ND	ND	ND	ND	ND	ND	ND	ND	0.005	0.005	0.005
Tetrachloroethene (PCE)	0.017	0.0147	0.0066	0.015	0.0279	0.013	0.015	0.012	0.005	0.005	0.005
trans-1,2-Dichloroethene	NA	ND	ND	ND	ND	ND	ND	ND	0.1	0.1	0.1
Trichloroethene (TCE)	0.24	0.202	0.082	0.112	0.196	0.140	0.130	0.130	0.005	0.005	0.005
Vinyl Chloride	ND	ND	ND	ND	ND	ND	ND	ND	0.002	0.002	0.002
Xylenes (Total)	ND	NA	ND	ND	NA	NA	NA	NA	10	10	10

ND = Not Detected

NA = Not Applicable

NR = Not Reported

J = estimated value, below reporting limit but greater than zero

B = Reported value less than Practical Quantitation Limit but greater than zero or equal to the Instrumental Detection Limit

MW-74S
Groundwater Sampling Data Summary
Inorganics and Volatile Organic Compounds
Harley-Davidson Motor Company Operations, Inc. - York, PA

Sample Date Laboratory ID Parameter/Units	9/15/1999	4/3/2000	6/21/2001 183596-3	6/13/2002 209855-1	6/3/2003 236625005	6/3/2003 236625006	6/9/2004 536225	6/14/2005 642273	6/21/2006 C6F220113009	ACT 2 MSC Used Aquifer TDS ≤ 2,500		EPA MCL
	Residential		Non-Residential									
Metals/Inorganics (mg/L)												
Antimony	ND	NA	NA	NA	NA	NA	NA	NA	NA	0.006	0.006	0.006
Arsenic	ND	NA	NA	NA	NA	NA	NA	NA	NA	0.050	0.050	0.01
Beryllium	0.0031	NA	NA	NA	NA	NA	NA	NA	NA	0.004	0.004	0.004
Cadmium	0.0013	NA	NA	NA	NA	NA	NA	NA	NA	0.005	0.005	0.005
Chromium, total	ND	NA	NA	NA	ND	NA	ND	ND	0.003 B	0.100	0.100	0.1
Chromium, hexavalent	ND	NA	NA	NA	ND	NA	ND	ND	ND	0.100	0.100	NR
Copper	0.013	NA	NA	NA	NA	NA	NA	NA	NA	1	1	1.3
Cyanide, total	ND	ND	ND	ND	NA	NA	NA	NA	NA	NR	NR	0.2
Cyanide, free	ND	ND	ND	ND	NA	NA	NA	NA	NA	0.200	0.200	NR
Lead	ND	NA	NA	NA	ND	NA	ND	ND	ND	0.005	0.005	0.0015
Mercury	0.00091	NA	NA	NA	NA	NA	NA	NA	NA	0.002	0.002	0.002
Nickel	0.055	NA	NA	NA	ND	NA	ND	ND	ND	0.100	0.100	NR
Zinc	0.089	NA	NA	NA	ND	NA	0.0092	0.0146 B	0.0103 BJ	2	2	NR
Detected Volatile Organics (mg/L)												
Acetone	ND	NA	ND	ND	NA	NA	NA	NA	NA	3.7	10	NR
Benzene	ND	NA	ND	ND	ND	ND	ND	ND	ND	0.005	0.005	0.005
Bromodichloromethane	NA	NA	ND	ND	ND	ND	ND	ND	ND	0.1	0.1	0.08
Carbon Disulfide	ND	NA	ND	ND	NA	NA	NA	NA	NA	1.9	4.1	NR
Carbon Tetrachloride	ND	ND	ND	ND	ND	ND	ND	ND	ND	0.005	0.005	0.005
Chlorobenzene	NA	NA	ND	ND	ND	ND	ND	ND	ND	0.1	0.1	NR
Chloroethane	NA	NA	ND	ND	ND	ND	ND	ND	ND	0.23	0.9	NR
Chloroform	ND	ND	ND	ND	ND	ND	ND	ND	ND	0.1	0.1	0.08
1,1-Dichloroethane	0.001	0.00132	0.0013	0.0019	0.0021	0.0027	ND	0.0012 J	ND	0.027	0.11	NR
1,1-Dichloroethene	0.003	0.00196	0.0019	ND	0.002	0.0029	0.0009 J	ND	ND	0.007	0.007	0.007
1,2-Dichloroethane	ND	ND	ND	ND	ND	ND	ND	ND	ND	0.005	0.005	0.005
cis-1,2-Dichloroethene	0.068	NA	0.063	0.138	NA	NA	0.060	0.065	0.041	0.07	0.07	0.07
Ethylbenzene	ND	NA	ND	ND	ND	ND	ND	ND	ND	0.7	0.7	0.7
Methylene Chloride	ND	ND	ND	ND	ND	ND	ND	ND	ND	0.005	0.005	0.005
Toluene	ND	NA	ND	ND	ND	ND	ND	ND	ND	1	1	1
1,1,1-Trichloroethane	0.011	0.00408	0.0036	0.0016	0.0014	0.0018	ND	0.0006 J	ND	0.2	0.2	0.2
1,1,2-Trichloroethane	ND	ND	ND	ND	ND	ND	ND	ND	ND	0.005	0.005	0.005
Tetrachloroethene (PCE)	0.017	0.00791	0.0086	0.0023	0.017	0.0168	0.0056	0.0022	0.0078	0.005	0.005	0.005
trans-1,2-Dichloroethene	NA	ND	ND	ND	ND	ND	ND	ND	ND	0.1	0.1	0.1
Trichloroethene (TCE)	0.11	0.123	0.109	0.0063	0.122	0.134	0.077	0.034	0.060	0.005	0.005	0.005
Vinyl Chloride	ND	ND	ND	ND	ND	ND	ND	ND	ND	0.002	0.002	0.002
Xylenes (Total)	ND	NA	ND	ND	NA	NA	NA	NA	NA	10	10	10

ND = Not Detected

NA = Not Applicable

NR = Not Reported

J = estimated value, below reporting limit but greater than zero

B = Reported value less than Practical Quantitation Limit but greater than zero or equal to the Instrumental Detection Limit

MW-75D
Groundwater Sampling Data Summary
Inorganics and Volatile Organic Compounds
Harley-Davidson Motor Company Operations, Inc. - York, PA

Sample Date Laboratory ID Parameter/Units	9/17/1999	4/7/2000	6/26/2001 183969-5	6/18/2002 210168-4	6/6/2003 237022001	6/10/2004 536969	6/17/2005 643731	6/23/2006 C6F240114010	ACT 2 MSC Used Aquifer TDS ≤ 2,500		EPA MCL
									Residential	Non-Residential	
Metals/Inorganics (mg/L)											
Antimony	ND	NA	NA	NA	NA	NA	NA	NA	0.006	0.006	0.006
Arsenic	ND	NA	NA	NA	NA	NA	NA	NA	0.050	0.050	0.01
Beryllium	ND	NA	NA	NA	NA	NA	NA	NA	0.004	0.004	0.004
Cadmium	ND	NA	NA	NA	NA	NA	NA	NA	0.005	0.005	0.005
Chromium, total	0.015	NA	NA	NA	0.011	0.0132	ND	ND	0.100	0.100	0.1
Chromium, hexavalent	0.01	NA	NA	NA	ND	0.0133	ND	ND	0.100	0.100	NR
Copper	ND	NA	NA	NA	NA	NA	NA	NA	1	1	1.3
Cyanide, total	ND	ND	ND	ND	NA	NA	NA	NA	NR	NR	0.2
Cyanide, free	ND	ND	ND	ND	NA	NA	NA	NA	0.200	0.200	NR
Lead	ND	NA	NA	NA	ND	ND	ND	0.0022 BJ	0.005	0.005	0.0015
Mercury	ND	NA	NA	NA	NA	NA	NA	NA	0.002	0.002	0.002
Nickel	ND	NA	NA	NA	ND	ND	ND	ND	0.100	0.100	NR
Zinc	0.26	NA	NA	NA	ND	0.0062	0.0394	0.0176 BJ	2	2	NR
Detected Volatile Organics (mg/L)											
Acetone	ND	NA	ND	ND	NA	NA	NA	NA	3.7	10	NR
Benzene	ND	NA	ND	ND	ND	ND	ND	ND	0.005	0.005	0.005
Bromodichloromethane	NA	NA	ND	ND	ND	ND	ND	ND	0.1	0.1	0.08
Carbon Disulfide	ND	NA	ND	ND	NA	NA	NA	NA	1.9	4.1	NR
Carbon Tetrachloride	ND	ND	ND	ND	ND	ND	ND	ND	0.005	0.005	0.005
Chlorobenzene	NA	NA	ND	ND	ND	ND	ND	ND	0.1	0.1	NR
Chloroethane	NA	NA	ND	ND	ND	ND	ND	ND	0.23	0.9	NR
Chloroform	ND	ND	ND	ND	0.0016	ND	ND	ND	0.1	0.1	0.08
1,1-Dichloroethane	ND	ND	0.0045	0.020	0.0137	ND	ND	ND	0.027	0.11	NR
1,1-Dichloroethene	ND	0.0397	0.021	0.042	0.050	ND	ND	ND	0.007	0.007	0.007
1,2-Dichloroethane	ND	ND	ND	ND	ND	ND	ND	ND	0.005	0.005	0.005
cis-1,2-Dichloroethene	0.22	NA	0.091	7.360	NA	0.470 J	0.690 J	1.400	0.07	0.07	0.07
Ethylbenzene	ND	NA	ND	ND	ND	ND	ND	ND	0.7	0.7	0.7
Methylene Chloride	ND	ND	ND	ND	ND	ND	ND	ND	0.005	0.005	0.005
Toluene	ND	NA	ND	ND	ND	ND	0.530 J	ND	1	1	1
1,1,1-Trichloroethane	0.27	0.276	0.095	0.218	0.24	1.0 J	0.620 J	0.350 J	0.2	0.2	0.2
1,1,2-Trichloroethane	ND	ND	ND	ND	ND	ND	ND	ND	0.005	0.005	0.005
Tetrachloroethene (PCE)	6.2	10.5	4.78	3.02	5.16	37.0	28.0	10.0	0.005	0.005	0.005
trans-1,2-Dichloroethene	NA	ND	ND	0.0083	0.008	ND	ND	ND	0.1	0.1	0.1
Trichloroethene (TCE)	3.2	4.66	1.38	1.47	4.78	11.0	11.0	14.0	0.005	0.005	0.005
Vinyl Chloride	ND	ND	ND	ND	ND	ND	ND	ND	0.002	0.002	0.002
Xylenes (Total)	ND	NA	ND	ND	NA	NA	NA	NA	10	10	10

ND = Not Detected

NA = Not Applicable

NR = Not Reported

J = estimated value, below reporting limit but greater than zero

MW-75S
Groundwater Sampling Data Summary
Inorganics and Volatile Organic Compounds
Harley-Davidson Motor Company Operations, Inc. - York, PA

Sample Date Laboratory ID Parameter/Units	9/17/1999	9/17/1999	4/7/2000	6/26/2001 183969-9	6/18/2002 210168-5	6/6/2003 237022002	6/10/2004 536968	6/17/2005 643730	6/23/2006 C6F240114009	ACT 2 MSC Used Aquifer TDS ≤ 2,500		EPA MCL
	Residential		Non-Residential									
Metals/Inorganics (mg/L)												
Antimony	ND	ND	NA	NA	NA	NA	NA	NA	NA	0.006	0.006	0.006
Arsenic	ND	ND	NA	NA	NA	NA	NA	NA	NA	0.050	0.050	0.01
Beryllium	ND	ND	NA	NA	NA	NA	NA	NA	NA	0.004	0.004	0.004
Cadmium	0.00	ND	NA	NA	NA	NA	NA	NA	NA	0.005	0.005	0.005
Chromium, total	ND	0.0056	NA	NA	NA	ND	ND	ND	0.0013 B	0.100	0.100	0.1
Chromium, hexavalent	ND	ND	NA	NA	NA	ND	ND	ND	ND	0.100	0.100	NR
Copper	0.0082	0.014	NA	NA	NA	NA	NA	NA	NA	1	1	1.3
Cyanide, total	ND	ND	ND	ND	ND	NA	NA	NA	NA	NR	NR	0.2
Cyanide, free	ND	ND	ND	ND	ND	NA	NA	NA	NA	0.200	0.200	NR
Lead	ND	0.0052	NA	NA	NA	ND	ND	ND	0.0034 J	0.005	0.005	0.0015
Mercury	ND	ND	NA	NA	NA	NA	NA	NA	NA	0.002	0.002	0.002
Nickel	0.0055	0.0097	NA	NA	NA	ND	ND	ND	ND	0.100	0.100	NR
Zinc	0.15	0.16	NA	NA	NA	ND	0.0087	0.0326	0.0124 BJ	2	2	NR
Detected Volatile Organics (mg/L)												
Acetone	ND	ND	NA	ND	ND	NA	NA	NA	NA	3.7	10	NR
Benzene	ND	ND	NA	ND	ND	ND	ND	ND	ND	0.005	0.005	0.005
Bromodichloromethane	NA	NA	NA	ND	ND	ND	ND	ND	ND	0.1	0.1	0.08
Carbon Disulfide	ND	ND	NA	ND	ND	NA	NA	NA	NA	1.9	4.1	NR
Carbon Tetrachloride	ND	ND	ND	ND	ND	ND	ND	ND	ND	0.005	0.005	0.005
Chlorobenzene	NA	NA	NA	ND	ND	ND	ND	ND	ND	0.1	0.1	NR
Chloroethane	NA	NA	NA	ND	ND	ND	ND	ND	ND	0.23	0.9	NR
Chloroform	ND	ND	ND	ND	ND	0.0012	ND	ND	ND	0.1	0.1	0.08
1,1-Dichloroethane	ND	ND	0.0208	ND	0.019	0.018	ND	ND	ND	0.027	0.11	NR
1,1-Dichloroethene	ND	ND	0.163	0.233	0.091	0.0701	ND	ND	ND	0.007	0.007	0.007
1,2-Dichloroethane	ND	ND	ND	ND	ND	ND	ND	ND	ND	0.005	0.005	0.005
cis-1,2-Dichloroethene	ND	ND	NA	0.743	0.339	NA	0.270 J	0.270 J	0.440 J	0.07	0.07	0.07
Ethylbenzene	ND	ND	NA	ND	ND	ND	ND	ND	ND	0.7	0.7	0.7
Methylene Chloride	ND	ND	ND	ND	ND	ND	ND	ND	ND	0.005	0.005	0.005
Toluene	ND	ND	NA	ND	ND	ND	ND	ND	ND	1	1	1
1,1,1-Trichloroethane	1.2	ND	1.62	1.7	0.778	0.511	1.1 J	0.550 J	0.690 J	0.2	0.2	0.2
1,1,2-Trichloroethane	ND	ND	ND	ND	ND	ND	ND	ND	ND	0.005	0.005	0.005
Tetrachloroethene (PCE)	30.0	23.0	32.5	31.4	39.9	18.0	35.0	26.0	21.0	0.005	0.005	0.005
trans-1,2-Dichloroethene	NA	NA	ND	ND	ND	0.0011	ND	ND	ND	0.1	0.1	0.1
Trichloroethene (TCE)	15.0	15.0	13.1	15.1	8.470	4.68	8.3	5.2	8.1	0.005	0.005	0.005
Vinyl Chloride	ND	ND	0.0133	ND	ND	ND	ND	ND	ND	0.002	0.002	0.002
Xylenes (Total)	ND	ND	NA	ND	ND	NA	NA	NA	NA	10	10	10

ND = Not Detected
NA = Not Applicable
NR = Not Reported
J = estimated value, below reporting limit but greater than zero

MW-79
Groundwater Sampling Data Summary
Inorganics and Volatile Organic Compounds
Harley-Davidson Motor Company Operations, Inc. - York, PA

Sample Date Laboratory ID Parameter/Units	9/13/1999	3/23/2000	6/13/2005 642272	6/19/2006 C6F200149003	ACT 2 MSC Used Aquifer TDS ≤ 2,500		EPA MCL
					Residential	Non-Residential	
Metals/Inorganics (mg/L)							
Antimony	ND	NA	NA	NA	0.006	0.006	0.006
Arsenic	ND	NA	NA	NA	0.050	0.050	0.01
Beryllium	ND	NA	NA	NA	0.004	0.004	0.004
Cadmium	ND	NA	NA	NA	0.005	0.005	0.005
Chromium, total	ND	NA	NA	NA	0.100	0.100	0.1
Chromium, hexavalent	ND	NA	NA	NA	0.100	0.100	NR
Copper	ND	NA	NA	NA	1	1	1.3
Cyanide, total	ND	ND	NA	NA	NR	NR	0.2
Cyanide, free	ND	ND	NA	NA	0.200	0.200	NR
Lead	ND	NA	NA	NA	0.005	0.005	0.0015
Mercury	ND	NA	NA	NA	0.002	0.002	0.002
Nickel	ND	NA	NA	NA	0.100	0.100	NR
Zinc	ND	NA	NA	NA	2	2	NR
Detected Volatile Organics (mg/L)							
Acetone	ND	NA	NA	NA	3.7	10	NR
Benzene	ND	NA	ND	ND	0.005	0.005	0.005
Bromodichloromethane	NA	NA	ND	ND	0.1	0.1	0.08
Carbon Disulfide	ND	NA	NA	NA	1.9	4.1	NR
Carbon Tetrachloride	ND	ND	ND	ND	0.005	0.005	0.005
Chlorobenzene	NA	NA	ND	ND	0.1	0.1	NR
Chloroethane	NA	NA	ND	ND	0.23	0.9	NR
Chloroform	ND	ND	ND	ND	0.1	0.1	0.08
1,1-Dichloroethane	0.012	0.0162	0.0086	0.0083	0.027	0.11	NR
1,1-Dichloroethene	ND	ND	ND	ND	0.007	0.007	0.007
1,2-Dichloroethane	ND	ND	ND	ND	0.005	0.005	0.005
cis-1,2-Dichloroethene	0.022	NA	0.011	0.016	0.07	0.07	0.07
Ethylbenzene	ND	NA	ND	ND	0.7	0.7	0.7
Methylene Chloride	ND	ND	ND	ND	0.005	0.005	0.005
Toluene	ND	NA	ND	ND	1	1	1
1,1,1-Trichloroethane	ND	ND	ND	ND	0.2	0.2	0.2
1,1,2-Trichloroethane	ND	ND	ND	ND	0.005	0.005	0.005
Tetrachloroethene (PCE)	ND	ND	ND	ND	0.005	0.005	0.005
trans-1,2-Dichloroethene	NA	ND	ND	ND	0.1	0.1	0.1
Trichloroethene (TCE)	0.004	0.00506	0.0026	0.0018 J	0.005	0.005	0.005
Vinyl Chloride	ND	ND	ND	ND	0.002	0.002	0.002
Xylenes (Total)	ND	NA	NA	NA	10	10	10

ND = Not Detected
NA = Not Applicable
NR = Not Reported

MW-81D
Groundwater Sampling Data Summary
Inorganics and Volatile Organic Compounds
Harley-Davidson Motor Company Operations, Inc. - York, PA

Sample Date Laboratory ID Parameter/Units	9/13/1999	4/4/2000	6/26/2001 183969-2	6/17/2002 210080-2	6/5/2003 236924007	6/10/2004 537086	6/16/2005 643726	6/23/2006 C6F240114002	ACT 2 MSC Used Aquifer TDS ≤ 2,500		EPA MCL
									Residential	Non-Residential	
Metals/Inorganics (mg/L)											
Antimony	ND	NA	NA	NA	NA	NA	NA	NA	0.006	0.006	0.006
Arsenic	ND	NA	NA	NA	NA	NA	NA	NA	0.050	0.050	0.01
Beryllium	ND	NA	NA	NA	NA	NA	NA	NA	0.004	0.004	0.004
Cadmium	ND	NA	NA	NA	NA	NA	NA	NA	0.005	0.005	0.005
Chromium, total	0.19	NA	NA	NA	NA	NA	NA	NA	0.100	0.100	0.1
Chromium, hexavalent	ND	NA	NA	NA	NA	NA	NA	NA	0.100	0.100	NR
Copper	0.015	NA	NA	NA	NA	NA	NA	NA	1	1	1.3
Cyanide, total	ND	ND	ND	ND	NA	NA	NA	NA	NR	NR	0.2
Cyanide, free	ND	ND	ND	ND	NA	NA	NA	NA	0.200	0.200	NR
Lead	ND	NA	NA	NA	NA	NA	NA	NA	0.005	0.005	0.0015
Mercury	ND	NA	NA	NA	NA	NA	NA	NA	0.002	0.002	0.002
Nickel	1.10	NA	NA	NA	NA	NA	NA	NA	0.100	0.100	NR
Zinc	0.039	NA	NA	NA	NA	NA	NA	NA	2	2	NR
Detected Volatile Organics (mg/L)											
Acetone	ND	NA	ND	ND	NA	NA	NA	NA	3.7	10	NR
Benzene	ND	NA	ND	ND	ND	ND	ND	ND	0.005	0.005	0.005
Bromodichloromethane	NA	NA	ND	ND	ND	ND	ND	ND	0.1	0.1	0.08
Carbon Disulfide	ND	NA	ND	ND	NA	NA	NA	NA	1.9	4.1	NR
Carbon Tetrachloride	0.003	ND	0.003	ND	ND	ND	ND	ND	0.005	0.005	0.005
Chlorobenzene	NA	NA	ND	ND	ND	ND	ND	ND	0.1	0.1	NR
Chloroethane	NA	NA	ND	ND	ND	ND	ND	ND	0.23	0.9	NR
Chloroform	0.003	ND	0.003	0.0011	0.0018	ND	ND	ND	0.1	0.1	0.08
1,1-Dichloroethane	0.012	ND	0.012	0.0043	0.007	ND	0.0055 J	ND	0.027	0.11	NR
1,1-Dichloroethene	0.016	0.0366	0.015	0.0042	0.0059	ND	ND	ND	0.007	0.007	0.007
1,2-Dichloroethane	ND	ND	ND	ND	ND	ND	ND	ND	0.005	0.005	0.005
cis-1,2-Dichloroethene	0.36	NA	0.345	0.187	NA	0.260	0.220	0.210	0.07	0.07	0.07
Ethylbenzene	ND	NA	ND	ND	ND	ND	ND	ND	0.7	0.7	0.7
Methylene Chloride	ND	ND	ND	ND	ND	ND	ND	ND	0.005	0.005	0.005
Toluene	ND	NA	ND	ND	ND	ND	ND	ND	1	1	1
1,1,1-Trichloroethane	0.003	ND	0.0018	ND	ND	ND	ND	ND	0.2	0.2	0.2
1,1,2-Trichloroethane	ND	ND	ND	ND	ND	ND	ND	ND	0.005	0.005	0.005
Tetrachloroethene (PCE)	0.083	0.0890	0.153	0.054	0.0532	0.068	0.048	0.030	0.005	0.005	0.005
trans-1,2-Dichloroethene	NA	ND	0.0021	ND	0.0013	ND	0.0086 J	ND	0.1	0.1	0.1
Trichloroethene (TCE)	1.5	0.934	1.22	0.491	0.245	0.820	0.720	0.610	0.005	0.005	0.005
Vinyl Chloride	ND	ND	ND	ND	ND	ND	ND	ND	0.002	0.002	0.002
Xylenes (Total)	ND	NA	ND	ND	NA	NA	NA	NA	10	10	10

ND = Not Detected

NA = Not Applicable

NR = Not Reported

J = estimated value, below reporting limit but greater than zero

MW-81S
Groundwater Sampling Data Summary
Inorganics and Volatile Organic Compounds
Harley-Davidson Motor Company Operations, Inc. - York, PA

Sample Date Laboratory ID Parameter/Units	9/13/1999	4/4/2000	6/26/2001 183969-3	6/17/2002 210080-3	6/5/2003 236924008	6/10/2004 537085	6/16/2005 643725	6/23/2006 C6F240114001	ACT 2 MSC Used Aquifer TDS ≤ 2,500		EPA MCL
									Residential	Non-Residential	
Metals/Inorganics (mg/L)											
Antimony	ND	NA	NA	NA	NA	NA	NA	NA	0.006	0.006	0.006
Arsenic	ND	NA	NA	NA	NA	NA	NA	NA	0.050	0.050	0.01
Beryllium	0.0014	NA	NA	NA	NA	NA	NA	NA	0.004	0.004	0.004
Cadmium	ND	NA	NA	NA	NA	NA	NA	NA	0.005	0.005	0.005
Chromium, total	0.0073	NA	NA	NA	NA	NA	NA	NA	0.100	0.100	0.1
Chromium, hexavalent	ND	NA	NA	NA	NA	NA	NA	NA	0.100	0.100	NR
Copper	0.01	NA	NA	NA	NA	NA	NA	NA	1	1	1.3
Cyanide, total	ND	ND	ND	ND	NA	NA	NA	NA	NR	NR	0.2
Cyanide, free	ND	ND	ND	ND	NA	NA	NA	NA	0.200	0.200	NR
Lead	0.0072	NA	NA	NA	NA	NA	NA	NA	0.005	0.005	0.0015
Mercury	ND	NA	NA	NA	NA	NA	NA	NA	0.002	0.002	0.002
Nickel	0.0071	NA	NA	NA	NA	NA	NA	NA	0.100	0.100	NR
Zinc	0.036	NA	NA	NA	NA	NA	NA	NA	2	2	NR
Detected Volatile Organics (mg/L)											
Acetone	ND	NA	ND	ND	NA	NA	NA	NA	3.7	10	NR
Benzene	ND	NA	ND	ND	ND	ND	ND	ND	0.005	0.005	0.005
Bromodichloromethane	NA	NA	ND	ND	ND	ND	ND	ND	0.1	0.1	0.08
Carbon Disulfide	ND	NA	ND	ND	NA	NA	NA	NA	1.9	4.1	NR
Carbon Tetrachloride	0.002	ND	0.002	ND	0.0026	ND	ND	ND	0.005	0.005	0.005
Chlorobenzene	NA	NA	ND	ND	ND	ND	ND	ND	0.1	0.1	NR
Chloroethane	NA	NA	ND	ND	ND	ND	ND	ND	0.23	0.9	NR
Chloroform	0.002	0.0103	0.0024	0.0014	0.0025	ND	ND	ND	0.1	0.1	0.08
1,1-Dichloroethane	0.034	0.0243	0.028	0.013	0.0391	0.022 J	0.017 J	0.027 J	0.027	0.11	NR
1,1-Dichloroethene	0.047	ND	0.035	0.019	0.052	0.027 J	0.014 J	0.030 J	0.007	0.007	0.007
1,2-Dichloroethane	0.001	ND	0.001	ND	0.001	ND	ND	ND	0.005	0.005	0.005
cis-1,2-Dichloroethene	0.86	NA	0.811	0.379	NA	0.660	0.580	1.000	0.07	0.07	0.07
Ethylbenzene	ND	NA	ND	ND	ND	ND	ND	ND	0.7	0.7	0.7
Methylene Chloride	ND	ND	ND	ND	ND	ND	ND	ND	0.005	0.005	0.005
Toluene	ND	NA	ND	ND	ND	ND	ND	ND	1	1	1
1,1,1-Trichloroethane	0.003	ND	ND	ND	0.0013	ND	ND	ND	0.2	0.2	0.2
1,1,2-Trichloroethane	ND	ND	ND	ND	ND	ND	ND	ND	0.005	0.005	0.005
Tetrachloroethene (PCE)	0.06	0.0863	0.101	0.066	0.113	0.075	0.055	0.043 J	0.005	0.005	0.005
trans-1,2-Dichloroethene	NA	ND	0.0034	0.0018	0.0098	ND	0.014 J	ND	0.1	0.1	0.1
Trichloroethene (TCE)	3.3	3.13	3.03	1.35	1.30	2.30	2.00	3.100	0.005	0.005	0.005
Vinyl Chloride	0.004	ND	ND	ND	ND	ND	ND	ND	0.002	0.002	0.002
Xylenes (Total)	ND	NA	ND	ND	NA	NA	NA	NA	10	10	10

ND = Not Detected
NA = Not Applicable
NR = Not Reported
J = estimated value, below reporting limit but greater than zero

MW-82
Groundwater Sampling Data Summary
Inorganics and Volatile Organic Compounds
Harley-Davidson Motor Company Operations, Inc. - York, PA

Sample Date Laboratory ID Parameter/Units	9/10/1999	3/31/2000	6/20/2001 183492-5	6/12/2002 209746-4	6/4/2003 236799001	6/7/2004 535796	6/13/2005 642275	6/21/2006 C6F220113010	ACT 2 MSC Used Aquifer TDS ≤ 2,500		EPA MCL
									Residential	Non-Residential	
Metals/Inorganics (mg/L)											
Antimony	ND	NA	NA	NA	NA	NA	NA	NA	0.006	0.006	0.006
Arsenic	ND	NA	NA	NA	NA	NA	NA	NA	0.050	0.050	0.01
Beryllium	ND	NA	NA	NA	NA	NA	NA	NA	0.004	0.004	0.004
Cadmium	ND	NA	NA	NA	NA	NA	NA	NA	0.005	0.005	0.005
Chromium, total	ND	NA	NA	NA	NA	NA	NA	NA	0.100	0.100	0.1
Chromium, hexavalent	ND	NA	NA	NA	NA	NA	NA	NA	0.100	0.100	NR
Copper	ND	NA	NA	NA	NA	NA	NA	NA	1	1	1.3
Cyanide, total	ND	ND	ND	ND	NA	NA	NA	NA	NR	NR	0.2
Cyanide, free	ND	ND	ND	ND	NA	NA	NA	NA	0.200	0.200	NR
Lead	ND	NA	NA	NA	NA	NA	NA	NA	0.005	0.005	0.0015
Mercury	ND	NA	NA	NA	NA	NA	NA	NA	0.002	0.002	0.002
Nickel	ND	NA	NA	NA	NA	NA	NA	NA	0.100	0.100	NR
Zinc	0.022	NA	NA	NA	NA	NA	NA	NA	2	2	NR
Detected Volatile Organics (mg/L)											
Acetone	ND	NA	ND	ND	NA	NA	NA	NA	3.7	10	NR
Benzene	ND	NA	ND	ND	ND	ND	ND	ND	0.005	0.005	0.005
Bromodichloromethane	NA	NA	ND	ND	ND	ND	ND	ND	0.1	0.1	0.08
Carbon Disulfide	ND	NA	ND	ND	NA	NA	NA	NA	1.9	4.1	NR
Carbon Tetrachloride	ND	ND	ND	ND	ND	ND	ND	ND	0.005	0.005	0.005
Chlorobenzene	NA	NA	ND	ND	ND	ND	ND	ND	0.1	0.1	NR
Chloroethane	NA	NA	ND	ND	ND	ND	ND	ND	0.23	0.9	NR
Chloroform	ND	ND	ND	ND	ND	ND	ND	ND	0.1	0.1	0.08
1,1-Dichloroethane	ND	ND	ND	ND	ND	ND	ND	ND	0.027	0.11	NR
1,1-Dichloroethene	ND	ND	ND	ND	ND	ND	ND	ND	0.007	0.007	0.007
1,2-Dichloroethane	ND	ND	ND	ND	ND	ND	ND	ND	0.005	0.005	0.005
cis-1,2-Dichloroethene	0.095	NA	0.135	ND	NA	0.016	0.022	0.0054	0.07	0.07	0.07
Ethylbenzene	ND	NA	ND	ND	ND	ND	ND	ND	0.7	0.7	0.7
Methylene Chloride	ND	ND	ND	ND	ND	ND	ND	ND	0.005	0.005	0.005
Toluene	ND	NA	ND	ND	ND	ND	ND	ND	1	1	1
1,1,1-Trichloroethane	ND	ND	ND	ND	ND	ND	ND	ND	0.2	0.2	0.2
1,1,2-Trichloroethane	ND	ND	ND	ND	ND	ND	ND	ND	0.005	0.005	0.005
Tetrachloroethene (PCE)	0.004	0.00340	0.005	ND	0.0021	0.0006 J	ND	ND	0.005	0.005	0.005
trans-1,2-Dichloroethene	NA	ND	0.0017	ND	ND	ND	ND	ND	0.1	0.1	0.1
Trichloroethene (TCE)	0.096	0.0938	0.107	ND	0.0442	0.0085	0.0009 J	ND	0.005	0.005	0.005
Vinyl Chloride	ND	ND	ND	ND	ND	ND	ND	ND	0.002	0.002	0.002
Xylenes (Total)	ND	NA	ND	ND	NA	NA	NA	NA	10	10	10

ND = Not Detected

NA = Not Applicable

NR = Not Reported

J = estimated value, below reporting limit but greater than zero

MW-85
Groundwater Sampling Data Summary
Inorganics and Volatile Organic Compounds
Harley-Davidson Motor Company Operations, Inc. - York, PA

Sample Date Laboratory ID Parameter/Units	4/11/2000	4/11/2000	6/22/2001 183728-4	6/12/2002 209746-1	6/3/2003 236625007	6/8/2004 535799	6/15/2005 642755	6/20/2006 C6F210138007	ACT 2 MSC Used Aquifer TDS ≤ 2,500		EPA MCL
									Residential	Non-Residential	
Metals/Inorganics (mg/L)											
Antimony	NA	NA	NA	NA	NA	NA	NA	NA	0.006	0.006	0.006
Arsenic	NA	NA	NA	NA	NA	NA	NA	NA	0.050	0.050	0.01
Beryllium	NA	NA	NA	NA	NA	NA	NA	NA	0.004	0.004	0.004
Cadmium	NA	NA	NA	NA	NA	NA	NA	NA	0.005	0.005	0.005
Chromium, total	NA	NA	NA	NA	ND	ND	ND	ND	0.100	0.100	0.1
Chromium, hexavalent	NA	NA	NA	NA	ND	ND	ND	ND	0.100	0.100	NR
Copper	NA	NA	NA	NA	NA	NA	NA	NA	1	1	1.3
Cyanide, total	ND	ND	ND	ND	NA	NA	NA	NA	NR	NR	0.2
Cyanide, free	ND	ND	ND	ND	NA	NA	NA	NA	0.200	0.200	NR
Lead	NA	NA	NA	NA	ND	ND	ND	0.0032 J	0.005	0.005	0.0015
Mercury	NA	NA	NA	NA	NA	NA	NA	NA	0.002	0.002	0.002
Nickel	NA	NA	NA	NA	ND	ND	ND	ND	0.100	0.100	NR
Zinc	NA	NA	NA	NA	ND	0.0143	0.0199 B	0.0098 BJ	2	2	NR
Detected Volatile Organics (mg/L)											
Acetone	ND	ND	ND	ND	NA	NA	NA	NA	3.7	10	NR
Benzene	ND	ND	ND	ND	ND	ND	ND	ND	0.005	0.005	0.005
Bromodichloromethane	NA	NA	ND	ND	ND	ND	ND	ND	0.1	0.1	0.08
Carbon Disulfide	ND	ND	ND	ND	NA	NA	NA	NA	1.9	4.1	NR
Carbon Tetrachloride	ND	ND	ND	ND	ND	ND	ND	ND	0.005	0.005	0.005
Chlorobenzene	NA	NA	ND	ND	ND	ND	ND	ND	0.1	0.1	NR
Chloroethane	NA	NA	ND	ND	ND	ND	ND	ND	0.23	0.9	NR
Chloroform	ND	ND	ND	ND	ND	ND	ND	ND	0.1	0.1	0.08
1,1-Dichloroethane	ND	ND	ND	ND	ND	ND	ND	ND	0.027	0.11	NR
1,1-Dichloroethene	ND	ND	ND	0.001	ND	ND	ND	ND	0.007	0.007	0.007
1,2-Dichloroethane	ND	ND	ND	ND	ND	ND	ND	ND	0.005	0.005	0.005
cis-1,2-Dichloroethene	0.137	0.135	0.049	0.171	NA	0.038	0.096	0.052	0.07	0.07	0.07
Ethylbenzene	ND	ND	ND	ND	ND	ND	ND	ND	0.7	0.7	0.7
Methylene Chloride	ND	ND	ND	ND	ND	ND	ND	ND	0.005	0.005	0.005
Toluene	ND	ND	ND	ND	ND	ND	ND	ND	1	1	1
1,1,1-Trichloroethane	ND	ND	ND	ND	ND	ND	ND	ND	0.2	0.2	0.2
1,1,2-Trichloroethane	ND	ND	ND	ND	ND	ND	ND	ND	0.005	0.005	0.005
Tetrachloroethene (PCE)	ND	ND	ND	0.0013	ND	ND	ND	ND	0.005	0.005	0.005
trans-1,2-Dichloroethene	NA	NA	ND	0.0018	ND	ND	ND	ND	0.1	0.1	0.1
Trichloroethene (TCE)	0.192	0.194	0.019	0.206	0.0518	0.043	0.045	0.036	0.005	0.005	0.005
Vinyl Chloride	ND	ND	ND	ND	ND	ND	ND	ND	0.002	0.002	0.002
Xylenes (Total)	ND	ND	ND	ND	NA	NA	NA	NA	10	10	10

ND = Not Detected

NA = Not Applicable

NR = Not Reported

J = estimated value, below reporting limit but greater than zero

B = Reported value less than Practical Quantitation Limit but greater than zero or equal to the Instrumental Detection Limit

MW-87
Groundwater Sampling Data Summary
Inorganics and Volatile Organic Compounds
Harley-Davidson Motor Company Operations, Inc. - York, PA

Sample Date Laboratory ID Parameter/Units	9/17/1999	4/4/2000	6/26/2001 183969-1	6/17/2002 210080-4	6/5/2003 236925005	6/10/2004 536967	6/17/2005 643727	6/22/2006 C6F230124013	ACT 2 MSC Used Aquifer TDS ≤ 2,500		EPA MCL
									Residential	Non-Residential	
Metals/Inorganics (mg/L)											
Antimony	ND	NA	NA	NA	NA	NA	NA	NA	0.006	0.006	0.006
Arsenic	ND	NA	NA	NA	NA	NA	NA	NA	0.050	0.050	0.01
Beryllium	ND	NA	NA	NA	NA	NA	NA	NA	0.004	0.004	0.004
Cadmium	ND	NA	NA	NA	NA	NA	NA	NA	0.005	0.005	0.005
Chromium, total	0.0056	NA	NA	NA	ND	ND	ND	ND	0.100	0.100	0.1
Chromium, hexavalent	ND	NA	NA	NA	ND	ND	ND	ND	0.100	0.100	NR
Copper	0.0068	NA	NA	NA	NA	NA	NA	NA	1	1	1.3
Cyanide, total	0.011	NA	ND	ND	NA	NA	NA	NA	NR	NR	0.2
Cyanide, free	ND	NA	ND	ND	NA	NA	NA	NA	0.200	0.200	NR
Lead	ND	NA	NA	NA	ND	ND	ND	0.0021 B	0.005	0.005	0.0015
Mercury	ND	NA	NA	NA	NA	NA	NA	NA	0.002	0.002	0.002
Nickel	0.0069	NA	NA	NA	ND	ND	ND	ND	0.100	0.100	NR
Zinc	0.083	NA	NA	NA	ND	0.0126	0.0228 B	0.0111 BJ	2	2	NR
Detected Volatile Organics (mg/L)											
Acetone	ND	NA	ND	ND	NA	NA	NA	NA	3.7	10	NR
Benzene	ND	NA	ND	ND	ND	ND	ND	ND	0.005	0.005	0.005
Bromodichloromethane	NA	NA	ND	ND	ND	ND	ND	ND	0.1	0.1	0.08
Carbon Disulfide	ND	NA	ND	ND	NA	NA	NA	NA	1.9	4.1	NR
Carbon Tetrachloride	ND	ND	0.0045	0.0023	0.0021	ND	ND	ND	0.005	0.005	0.005
Chlorobenzene	NA	NA	ND	ND	ND	ND	ND	ND	0.1	0.1	NR
Chloroethane	NA	NA	ND	ND	ND	ND	ND	ND	0.23	0.9	NR
Chloroform	ND	ND	0.0017	0.0013	0.0011	ND	ND	ND	0.1	0.1	0.08
1,1-Dichloroethane	0.01	ND	0.013	0.0091	0.0092	ND	ND	ND	0.027	0.11	NR
1,1-Dichloroethene	0.088	0.106	0.106	0.061	0.0479	0.048	0.044	0.021 J	0.007	0.007	0.007
1,2-Dichloroethane	ND	ND	0.001	ND	ND	ND	ND	ND	0.005	0.005	0.005
cis-1,2-Dichloroethene	1.1	NA	0.987	0.467	NA	0.740	0.840	0.840	0.07	0.07	0.07
Ethylbenzene	ND	NA	ND	ND	ND	ND	ND	ND	0.7	0.7	0.7
Methylene Chloride	ND	ND	ND	ND	ND	ND	ND	ND	0.005	0.005	0.005
Toluene	ND	NA	ND	ND	ND	ND	ND	ND	1	1	1
1,1,1-Trichloroethane	0.15	0.132	0.134	0.086	0.063	0.060 J	0.056 J	0.039 J	0.2	0.2	0.2
1,1,2-Trichloroethane	ND	ND	0.0023	0.0019	ND	ND	ND	ND	0.005	0.005	0.005
Tetrachloroethene (PCE)	0.049	0.0368	0.06	0.036	0.0355	0.028	0.031	0.019 J	0.005	0.005	0.005
trans-1,2-Dichloroethene	NA	ND	0.0061	0.0041	0.0083	ND	ND	ND	0.1	0.1	0.1
Trichloroethene (TCE)	2.3	2.19	2.84	1.44	0.532	1.800	1.700	1.300	0.005	0.005	0.005
Vinyl Chloride	ND	ND	ND	ND	ND	ND	ND	ND	0.002	0.002	0.002
Xylenes (Total)	ND	NA	ND	ND	NA	NA	NA	NA	10	10	10

ND = Not Detected

NA = Not Applicable

NR = Not Reported

J = estimated value, below reporting limit but greater than zero

B = Reported value less than Practical Quantitation Limit but greater than zero or equal to the Instrumental Detection Limit

MW-88
Groundwater Sampling Data Summary
Inorganics and Volatile Organic Compounds
Harley-Davidson Motor Company Operations, Inc. - York, PA

Sample Date Laboratory ID Parameter/Units	4/10/2000	6/12/2002 209746-3	6/3/2003 236625012	6/9/2004 536230	6/16/2005 643215	6/22/2006 C6F230124010	ACT 2 MSC Used Aquifer TDS ≤ 2,500		EPA MCL
							Residential	Non-Residential	
Metals/Inorganics (mg/L)									
Antimony	NA	NA	NA	NA	NA	NA	0.006	0.006	0.006
Arsenic	NA	NA	NA	NA	NA	NA	0.050	0.050	0.01
Beryllium	NA	NA	NA	NA	NA	NA	0.004	0.004	0.004
Cadmium	NA	NA	NA	NA	NA	NA	0.005	0.005	0.005
Chromium, total	NA	NA	ND	ND	ND	ND	0.100	0.100	0.1
Chromium, hexavalent	NA	NA	ND	ND	ND	ND	0.100	0.100	NR
Copper	NA	NA	NA	NA	NA	NA	1	1	1.3
Cyanide, total	ND	ND	NA	NA	NA	NA	NR	NR	0.2
Cyanide, free	ND	ND	NA	NA	NA	NA	0.200	0.200	NR
Lead	NA	NA	ND	ND	ND	ND	0.005	0.005	0.0015
Mercury	NA	NA	NA	NA	NA	NA	0.002	0.002	0.002
Nickel	NA	NA	ND	ND	ND	ND	0.100	0.100	NR
Zinc	NA	NA	ND	0.0203	0.0231 B	0.0031 BJ	2	2	NR
Detected Volatile Organics (mg/L)									
Acetone	ND	ND	NA	NA	NA	NA	3.7	10	NR
Benzene	ND	ND	ND	ND	ND	ND	0.005	0.005	0.005
Bromodichloromethane	NA	ND	ND	ND	ND	ND	0.1	0.1	0.08
Carbon Disulfide	ND	ND	NA	NA	NA	NA	1.9	4.1	NR
Carbon Tetrachloride	ND	ND	ND	ND	ND	ND	0.005	0.005	0.005
Chlorobenzene	NA	ND	ND	ND	ND	ND	0.1	0.1	NR
Chloroethane	NA	ND	ND	ND	ND	ND	0.23	0.9	NR
Chloroform	ND	ND	ND	ND	ND	ND	0.1	0.1	0.08
1,1-Dichloroethane	ND	ND	ND	ND	ND	ND	0.027	0.11	NR
1,1-Dichloroethene	0.00560	0.0064	0.0039	0.0073	0.0025	ND	0.007	0.007	0.007
1,2-Dichloroethane	ND	ND	ND	ND	ND	ND	0.005	0.005	0.005
cis-1,2-Dichloroethene	0.00520	0.040	NA	0.056	0.027	0.012	0.07	0.07	0.07
Ethylbenzene	ND	ND	ND	ND	ND	ND	0.7	0.7	0.7
Methylene Chloride	ND	ND	ND	ND	ND	ND	0.005	0.005	0.005
Toluene	ND	ND	ND	ND	ND	ND	1	1	1
1,1,1-Trichloroethane	ND	0.0058	0.0056	0.0064 J	0.0017 J	ND	0.2	0.2	0.2
1,1,2-Trichloroethane	ND	ND	ND	ND	ND	ND	0.005	0.005	0.005
Tetrachloroethene (PCE)	0.0080	0.012	0.0102	0.009	0.0047	0.0019 J	0.005	0.005	0.005
trans-1,2-Dichloroethene	NA	0.0011	ND	ND	ND	ND	0.1	0.1	0.1
Trichloroethene (TCE)	0.180	0.186	0.180	0.230	0.076	0.042	0.005	0.005	0.005
Vinyl Chloride	ND	ND	ND	ND	ND	ND	0.002	0.002	0.002
Xylenes (Total)	ND	ND	NA	NA	NA	NA	10	10	10

ND = Not Detected
NA = Not Applicable
NR = Not Reported
J = estimated value, below reporting limit but greater than zero
B = Reported value less than Practical Quantitation Limit but greater than zero or equal to the Instrumental Detection Limit

MW-91
Groundwater Sampling Data Summary
Inorganics and Volatile Organic Compounds
Harley-Davidson Motor Company Operations, Inc. - York, PA

Sample Date Laboratory ID Parameter/Units	4/10/2000	6/22/2001 183728-2	6/14/2002 210005-3	6/4/2003 236799003	6/9/2004 536233	6/15/2005 642746	6/22/2006 C6F230124002	ACT 2 MSC Used Aquifer TDS ≤ 2,500		EPA MCL
								Residential	Non-Residential	
Metals/Inorganics (mg/L)										
Antimony	NA	NA	NA	NA	NA	NA	NA	0.006	0.006	0.006
Arsenic	NA	NA	NA	NA	NA	NA	NA	0.050	0.050	0.01
Beryllium	NA	NA	NA	NA	NA	NA	NA	0.004	0.004	0.004
Cadmium	NA	NA	NA	NA	NA	NA	NA	0.005	0.005	0.005
Chromium, total	NA	NA	NA	NA	NA	NA	NA	0.100	0.100	0.1
Chromium, hexavalent	NA	NA	NA	NA	NA	NA	NA	0.100	0.100	NR
Copper	NA	NA	NA	NA	NA	NA	NA	1	1	1.3
Cyanide, total	ND	0.108	0.01	0.076	0.025	0.01	0.350	NR	NR	0.2
Cyanide, free*	ND	0.014	ND	0.008	ND	0.014	0.0049	0.200	0.200	NR
Lead	NA	NA	NA	NA	NA	NA	NA	0.005	0.005	0.0015
Mercury	NA	NA	NA	NA	NA	NA	NA	0.002	0.002	0.002
Nickel	NA	NA	NA	NA	NA	NA	NA	0.100	0.100	NR
Zinc	NA	NA	NA	NA	NA	NA	NA	2	2	NR
Detected Volatile Organics (mg/L)										
Acetone	ND	ND	ND	NA	NA	NA	NA	3.7	10	NR
Benzene	ND	ND	ND	ND	ND	ND	ND	0.005	0.005	0.005
Bromodichloromethane	NA	ND	ND	ND	ND	ND	ND	0.1	0.1	0.08
Carbon Disulfide	ND	ND	ND	NA	NA	NA	NA	1.9	4.1	NR
Carbon Tetrachloride	ND	ND	ND	ND	ND	ND	ND	0.005	0.005	0.005
Chlorobenzene	NA	ND	ND	ND	ND	ND	ND	0.1	0.1	NR
Chloroethane	NA	ND	ND	ND	ND	ND	ND	0.23	0.9	NR
Chloroform	ND	ND	ND	ND	ND	ND	ND	0.1	0.1	0.08
1,1-Dichloroethane	ND	ND	ND	ND	ND	ND	ND	0.027	0.11	NR
1,1-Dichloroethene	ND	ND	ND	ND	ND	ND	ND	0.007	0.007	0.007
1,2-Dichloroethane	ND	ND	ND	ND	ND	ND	ND	0.005	0.005	0.005
cis-1,2-Dichloroethene	ND	ND	0.0012	NA	ND	ND	ND	0.07	0.07	0.07
Ethylbenzene	ND	ND	ND	ND	ND	ND	ND	0.7	0.7	0.7
Methylene Chloride	ND	ND	ND	ND	ND	ND	ND	0.005	0.005	0.005
Toluene	ND	ND	ND	ND	ND	ND	ND	1	1	1
1,1,1-Trichloroethane	ND	ND	ND	ND	ND	ND	ND	0.2	0.2	0.2
1,1,2-Trichloroethane	ND	ND	ND	ND	ND	ND	ND	0.005	0.005	0.005
Tetrachloroethene (PCE)	0.200	0.214	0.443	0.151	0.120	0.082	0.150	0.005	0.005	0.005
trans-1,2-Dichloroethene	NA	ND	ND	ND	ND	ND	ND	0.1	0.1	0.1
Trichloroethene (TCE)	0.069	0.061	0.072	0.0312	0.022	0.020	0.026	0.005	0.005	0.005
Vinyl Chloride	ND	ND	ND	ND	ND	ND	ND	0.002	0.002	0.002
Xylenes (Total)	ND	ND	ND	NA	NA	NA	NA	10	10	10

ND = Not Detected
NA = Not Applicable
NR = Not Reported

MW-92
Groundwater Sampling Data Summary
Inorganics and Volatile Organic Compounds
Harley-Davidson Motor Company Operations, Inc. - York, PA

Sample Date Laboratory ID Parameter/Units	4/10/2000	6/21/2001 183596-8	6/17/2002 210080-1	6/4/2003 236799002	6/10/2004 536965	6/16/2005 643210	6/22/2006 C6F230124003	ACT 2 MSC Used Aquifer TDS ≤ 2,500		EPA MCL
								Residential	Non-Residential	
Metals/Inorganics (mg/L)										
Antimony	NA	NA	NA	NA	NA	NA	NA	0.006	0.006	0.006
Arsenic	NA	NA	NA	NA	NA	NA	NA	0.050	0.050	0.01
Beryllium	NA	NA	NA	NA	NA	NA	NA	0.004	0.004	0.004
Cadmium	NA	NA	NA	NA	NA	NA	NA	0.005	0.005	0.005
Chromium, total	NA	NA	NA	NA	NA	NA	NA	0.100	0.100	0.1
Chromium, hexavalent	NA	NA	NA	NA	NA	NA	NA	0.100	0.100	NR
Copper	NA	NA	NA	NA	NA	NA	NA	1	1	1.3
Cyanide, total	ND	0.024	0.019	0.019	0.015	0.027	0.025	NR	NR	0.2
Cyanide, free*	ND	0.008	ND	0.006	ND	0.01	0.0023	0.200	0.200	NR
Lead	NA	NA	NA	NA	NA	NA	NA	0.005	0.005	0.0015
Mercury	NA	NA	NA	NA	NA	NA	NA	0.002	0.002	0.002
Nickel	NA	NA	NA	NA	NA	NA	NA	0.100	0.100	NR
Zinc	NA	NA	NA	NA	NA	NA	NA	2	2	NR
Detected Volatile Organics (mg/L)										
Acetone	ND	ND	ND	NA	NA	NA	NA	3.7	10	NR
Benzene	ND	ND	ND	ND	ND	ND	ND	0.005	0.005	0.005
Bromodichloromethane	NA	ND	ND	ND	ND	ND	ND	0.1	0.1	0.08
Carbon Disulfide	ND	ND	ND	NA	NA	NA	NA	1.9	4.1	NR
Carbon Tetrachloride	ND	ND	ND	ND	ND	ND	ND	0.005	0.005	0.005
Chlorobenzene	NA	ND	ND	ND	ND	ND	ND	0.1	0.1	NR
Chloroethane	NA	ND	ND	ND	ND	ND	ND	0.23	0.9	NR
Chloroform	ND	ND	ND	ND	ND	ND	ND	0.1	0.1	0.08
1,1-Dichloroethane	ND	ND	ND	ND	ND	ND	ND	0.027	0.11	NR
1,1-Dichloroethene	ND	ND	ND	ND	ND	ND	ND	0.007	0.007	0.007
1,2-Dichloroethane	ND	ND	ND	ND	ND	ND	ND	0.005	0.005	0.005
cis-1,2-Dichloroethene	ND	0.0024	0.0025	NA	ND	0.0012 J	ND	0.07	0.07	0.07
Ethylbenzene	ND	ND	ND	ND	ND	ND	ND	0.7	0.7	0.7
Methylene Chloride	ND	ND	ND	ND	ND	ND	0.0025 J	0.005	0.005	0.005
Toluene	ND	ND	ND	ND	ND	ND	ND	1	1	1
1,1,1-Trichloroethane	ND	ND	ND	ND	ND	ND	ND	0.2	0.2	0.2
1,1,2-Trichloroethane	ND	ND	ND	ND	ND	ND	ND	0.005	0.005	0.005
Tetrachloroethene (PCE)	0.170	0.320	0.168	0.263	0.180	0.210	0.150	0.005	0.005	0.005
trans-1,2-Dichloroethene	NA	ND	ND	ND	ND	ND	ND	0.1	0.1	0.1
Trichloroethene (TCE)	0.140	0.146	0.153	0.110	0.049	0.045	0.053	0.005	0.005	0.005
Vinyl Chloride	ND	ND	ND	ND	ND	ND	ND	0.002	0.002	0.002
Xylenes (Total)	ND	ND	ND	NA	NA	NA	NA	10	10	10

ND = Not Detected
NA = Not Applicable
NR = Not Reported
J = estimated value, below reporting limit but greater than zero

MW-93D
Groundwater Sampling Data Summary
Inorganics and Volatile Organic Compounds
Harley-Davidson Motor Company Operations, Inc. - York, PA

Sample Date Laboratory ID Parameter/Units	4/15/2004 520516	6/20/2005 644013	6/22/2006 C6F230124009	ACT 2 MSC Used Aquifer TDS ≤ 2,500		EPA MCL
				Residential	Non-Residential	
Metals/Inorganics (mg/L)						
Antimony	ND	NA	NA	0.006	0.006	0.006
Arsenic	ND	NA	NA	0.050	0.050	0.01
Beryllium	ND	NA	NA	0.004	0.004	0.004
Cadmium	.0005B	NA	NA	0.005	0.005	0.005
Chromium, total	.0034B	ND	ND	0.100	0.100	0.1
Chromium, hexavalent	ND	ND	ND	0.100	0.100	NR
Copper	.0102B	NA	NA	1	1	1.3
Cyanide, total	ND	ND	ND	NR	NR	0.2
Cyanide, free	NA	ND	0.0017 B	0.200	0.200	NR
Lead	ND	ND	ND	0.005	0.005	0.0015
Mercury	ND	NA	NA	0.002	0.002	0.002
Nickel	.0024B	ND	ND	0.100	0.100	NR
Zinc	.0218B	0.0475	0.0072 BJ	2	2	NR
Detected Volatile Organics (mg/L)						
Acetone	NA	NA	NA	3.7	10	NR
Benzene	NA	ND	ND	0.005	0.005	0.005
Bromodichloromethane	NA	ND	ND	0.1	0.1	0.08
Carbon Disulfide	NA	NA	NA	1.9	4.1	NR
Carbon Tetrachloride	NA	ND	ND	0.005	0.005	0.005
Chlorobenzene	ND	ND	ND	0.1	0.1	NR
Chloroethane	NA	ND	ND	0.23	0.9	NR
Chloroform	ND	ND	ND	0.1	0.1	0.08
1,1-Dichloroethane	ND	0.0016 J	ND	0.027	0.11	NR
1,1-Dichloroethene	.0073J	0.0013 J	0.0044 J	0.007	0.007	0.007
1,2-Dichloroethane	NA	ND	ND	0.005	0.005	0.005
cis-1,2-Dichloroethene	0.051	0.008	0.022	0.07	0.07	0.07
Ethylbenzene	NA	ND	ND	0.7	0.7	0.7
Methylene Chloride	NA	ND	ND	0.005	0.005	0.005
Toluene	ND	ND	ND	1	1	1
1,1,1-Trichloroethane	0.004	0.0046 J	0.018	0.2	0.2	0.2
1,1,2-Trichloroethane	NA	ND	ND	0.005	0.005	0.005
Tetrachloroethene (PCE)	0.34	0.044	0.220	0.005	0.005	0.005
trans-1,2-Dichloroethene	NA	ND	ND	0.1	0.1	0.1
Trichloroethene (TCE)	0.43	0.050	0.180	0.005	0.005	0.005
Vinyl Chloride	NA	ND	ND	0.002	0.002	0.002
Xylenes (Total)	NA	NA	NA	10	10	10

ND = Not Detected
NA = Not Applicable
NR = Not Reported
J = estimated value, below reporting limit but greater than zero

MW-93S
Groundwater Sampling Data Summary
Inorganics and Volatile Organic Compounds
Harley-Davidson Motor Company Operations, Inc. - York, PA

Sample Date Laboratory ID Parameter/Units	4/15/2004 520391	6/20/2005 644012	6/22/2006 C6F230124008	ACT 2 MSC Used Aquifer TDS ≤ 2,500		EPA MCL
				Residential	Non-Residential	
Metals/Inorganics (mg/L)						
Antimony	ND	NA	NA	0.006	0.006	0.006
Arsenic	ND	NA	NA	0.050	0.050	0.01
Beryllium	0.00011 B	NA	NA	0.004	0.004	0.004
Cadmium	ND	NA	NA	0.005	0.005	0.005
Chromium, total	0.0422	0.009 B	0.0067 B	0.100	0.100	0.1
Chromium, hexavalent	0.0383	ND	ND	0.100	0.100	NR
Copper	0.0065 B	NA	NA	1	1	1.3
Cyanide, total	ND	ND	ND	NR	NR	0.2
Cyanide, free*	ND	ND	ND	0.200	0.200	NR
Lead	ND	ND	ND	0.005	0.005	0.0015
Mercury	ND	NA	NA	0.002	0.002	0.002
Nickel	ND	ND	ND	0.100	0.100	NR
Zinc	0.0309	0.0199 B	0.0043 BJ	2	2	NR
Detected Volatile Organics (mg/L)						
Acetone	NA	NA	NA	3.7	10	NR
Benzene	NA	ND	ND	0.005	0.005	0.005
Bromodichloromethane	NA	0.0009 J	ND	0.1	0.1	0.08
Carbon Disulfide	NA	NA	NA	1.9	4.1	NR
Carbon Tetrachloride	NA	ND	ND	0.005	0.005	0.005
Chlorobenzene	0.0089	ND	ND	0.1	0.1	NR
Chloroethane	NA	ND	ND	0.23	0.9	NR
Chloroform	0.0011 J	0.0026 J	ND	0.1	0.1	0.08
1,1-Dichloroethane	ND	ND	ND	0.027	0.11	NR
1,1-Dichloroethene	ND	ND	ND	0.007	0.007	0.007
1,2-Dichloroethane	NA	ND	ND	0.005	0.005	0.005
cis-1,2-Dichloroethene	0.0085	0.0012 J	ND	0.07	0.07	0.07
Ethylbenzene	NA	ND	ND	0.7	0.7	0.7
Methylene Chloride	NA	ND	ND	0.005	0.005	0.005
Toluene	0.0005 J	ND	ND	1	1	1
1,1,1-Trichloroethane	0.0019 J	ND	ND	0.2	0.2	0.2
1,1,2-Trichloroethane	NA	ND	ND	0.005	0.005	0.005
Tetrachloroethene (PCE)	0.016	0.0043	0.0011 J	0.005	0.005	0.005
trans-1,2-Dichloroethene	NA	ND	ND	0.1	0.1	0.1
Trichloroethene (TCE)	0.0088	0.0074	ND	0.005	0.005	0.005
Vinyl Chloride	NA	ND	ND	0.002	0.002	0.002
Xylenes (Total)	NA	NA	NA	10	10	10

ND = Not Detected

NA = Not Applicable

NR = Not Reported

J = estimated value, below reporting limit but greater than zero

B = Reported value less than Practical Quantitation Limit but greater than zero or equal to the Instrumental Detection Limit

* = Reported as available cyanide from 2006 on.